

P I T T S B U R G H

Steelers



1996

MEDIA GUIDE



GIANT EAGLE

Advantage Card

How Could One Piece of Plastic Be So Fantastic?

• **Electronic Savings**

Just look in our ad and throughout our stores for specially-marked Giant Eagle Advantage Card® items. Then, present your card at the checkout to automatically receive your special savings.

• **One Card That Does It All!**

No need to carry a check cashing card and a video card for every store you visit! The new Giant Eagle Advantage Card® conveniently combines these services into one easy-to-use card that is accepted at all participating Giant Eagle stores.

• **Sign Up Today!**

If you haven't already, please take a minute to complete a Giant Eagle Advantage Card® application and begin saving today. If you already have a Giant Eagle Advantage Card®, there is no need to sign up again.

• **Personal Check Cashing**

Cash personal checks at any participating Giant Eagle location. At checkout, just swipe your new Giant Eagle Advantage Card® through the Eagle Ease terminal for automatic electronic check approval.

• **Payroll & Gov't. Check Cashing**

Just provide us with your employer information on your Giant Eagle Advantage Card® application then, simply present your new Giant Eagle Advantage Card® along with your check to the Customer Service Department at any participating Giant Eagle store. That's it!

• **Video Rental**

Now renting videos at Giant Eagle is even simpler! Just present your Giant Eagle Advantage Card® at any participating Iggle Video location. No separate card is necessary.

• **Even More Advantages**

Look in our stores for up-to-date information on where you can use your Giant Eagle Advantage Card® for even more savings. You'll also be eligible for special promotions and valuable offers.

1996 SCHEDULE

PRESEASON

Saturday, July	27	San Diego Chargers in Tokyo, Japan	10:00 pm	(ESPN)
Saturday, August	3	ST. LOUIS RAMS	6:00 pm	(WPXI)
Sunday, August	11	at Green Bay Packers	8:00 pm	(TNT)
Saturday, August	17	TAMPA BAY BUCCANEERS	6:00 pm	(WPXI)
Friday, August	23	at Philadelphia Eagles	7:30 pm	(WPXI)

REGULAR SEASON

Sunday, September	1	at Jacksonville Jaguars	1:00 pm	(NBC)
Sunday, September	8	BALTIMORE RAVENS	1:00 pm	(NBC)
Monday, September	16	BUFFALO BILLS	9:00 pm	(ABC)
Sunday, September	22	BYE		
Sunday, September	29	HOUSTON OILERS	1:00 pm	(NBC)
Monday, October	7	at Kansas City Chiefs	9:00 pm	(ABC)
Sunday, October	13	CINCINNATI BENGALS	1:00 pm	(NBC)
Sunday, October	20	at Houston Oilers	4:00 pm	(NBC)
Sunday, October	27	at Atlanta Falcons	1:00 pm	(NBC)
Sunday, November	3	ST. LOUIS RAMS	1:00 pm	(FOX)
Sunday, November	10	at Cincinnati Bengals	1:00 pm	(NBC)
Sunday, November	17	JACKSONVILLE JAGUARS	1:00 pm	(NBC)
Monday, November	25	at Miami Dolphins	9:00 pm	(ABC)
Sunday, December	1	at Baltimore Ravens	1:00 pm	(NBC)
Sunday, December	8	SAN DIEGO CHARGERS	1:00 pm	(NBC)
Sunday, December	15	SAN FRANCISCO 49ERS	1:00 pm	(FOX)
Sunday, December	22	at Carolina Panthers	1:00 pm	(NBC)

HOME GAMES IN CAPS

All Times are Pittsburgh Time

INDEX

BIOGRAPHIES

Assistant Coaches	10-16
Bill Cowher	7-9
Draft Choices, First Year Players, Free Agent Rookies	86-91
Scouting Staff	15-16
Training, Equipment & Video Staff	17-18
Veteran Players	19-85

HISTORY OF THE STEELERS

Assistant Coaches, All-Time	165
Drafts, All-Time (1936-96)	157
Game Summaries 1995 Week-By-Week	103-117
Hall of Fame Members	6
Head Coaches, All-Time	164
Individual Leaders, All-Time	135
Individual Leaders, Season-By-Season	137
Individual Records, All-Time	146
Individual Statistics, 1995	99
Last Time	143
Longest Plays	142
Overtime, Saturday, Monday & Sunday Night Results	125
Postseason, Results & Statistics, 1995	101
Preseason, Preseason 1965-1995	126
Pro Bowl Players	92
Regular Season Results, All-Time	118
Roster, All-Time	164
Team Records, All-Time	144
Team Statistics, 1995	98
Series Records vs. NFL Opponents	127

STEELERS IN 1996

Directory	2
Hotels on the Road	46
Pronunciation Guide	68
1996 Training Camp Depth Chart	96
1996 Training Camp Roster	93-95

NATIONAL FOOTBALL LEAGUE

Results & Standing, 1995	97
--------------------------	----

MEDIA INFORMATION

CREDENTIALS: Request for game credentials should be made in writing to Rob Boulware, Pittsburgh Steelers, 300 Stadium Circle, Pittsburgh, PA 15212, or by FAX at (412) 323-1393. Requests should be received two weeks prior to a home game.

WILL-CALL: The will-call window and media entrance are located on street level at Gate A. Both open 90 minutes prior to kickoff.

STEELERS ON THE INTERNET: <http://nflhome.com>

STEELERS DIRECTORY

ADMINISTRATION

DANIEL M. ROONEY
President
JOHN R. McGINLEY
Vice President
ARTHUR J. ROONEY, JR.
Vice President
ARTHUR J. ROONEY II
Vice President and General Counsel
CHARLES H. NOLL
Administration Advisor

FRONT OFFICE

JOE GORDON
Director of Marketing
MARK FUHRMAN
Marketing Coordinator
TIM CAREY
Merchandising Manager
LYNNE MOLYNEAUX
Assistant Marketing Manager
ROB BOULWARE
Media Relations Coordinator
RON MILLER
Assistant/Community Relations
MARK HART
Director of Business
DAN FERENS
Business Coordinator
JIM ELLENBERGER
Accounts Coordinator
GERALDINE GLENN
Office/Ticket Manager

OFFICE STAFF

BRIAN BONIFATE
MIA DAUDET
KIM DOYLE
MARIANNE ESPEY
STACIE LAWRENCE
RENAE McNABB
AMIE NUSE-REIFENSTEIN
MARY REGAN
CYD ROMAN
CONNIE ROSE
CAROLYN SCAIFE
ELLIE SHAM
BEVERLY ZAVODNI

MEDICAL STAFF

DR. JAMES P. BRADLEY
Physician, Orthopedic
DR. RANDY BEATTY
Ophthalmologist
DR. JOSEPH MAROON
Neurological Surgeon
DR. RICHARD RYDZE
Physician, M.D.
DR. ABRAHAM J. TWERSKI
Physician, Consultant
DR. ANTHONY P. YATES
Physician, M.D.

OFFICES:

300 Stadium Circle
Pittsburgh, PA 15212
(412) 323-1200
FAX: 323-1393

TRAINING CAMP:

St. Vincent College
Latrobe, PA 15650

FOOTBALL OPERATIONS

TOM DONAHOE
Director of Football Operations

COACHING STAFF

BILL COWHER
Head Coach
MIKE ARCHER
Linebackers Coach
DAVID CULLEY
Wide Receivers Coach
CHAN GAILEY
Offensive Coordinator
DICK HOAK
Running Backs Coach
DICK LEBEAU
Defensive Coordinator
TIM LEWIS
Defensive Backs Coach
JOHN MITCHELL
Defensive Line Coach
MIKE MULARKEY
Tight Ends Coach
KENT STEPHENSON
Offensive Line Coach
RON ZOOK
Special Teams Coach

SCOUTING STAFF

TOM MODRAK
College Personnel Coordinator
CHARLES BAILEY
Pro Personnel Coordinator
MARK GORSCAK
BLESTO College Scout
PHIL KREIDLER
College Scout
BOB LANE
College Scout
MAX McCARTNEY
College Scout

TRAINING STAFF

JOHN NORWIG
Head Trainer
RICK BURKHOLDER
Assistant Trainer
CHET FUHRMAN
Conditioning Coordinator
ANTHONY PARISI
Equipment Manager
RODGERS FREYVOGEL
Equipment/Field Manager
RICH BAKER
Field Assistant
BOB McCARTNEY
Video Coordinator
PAT DOLAN
Video Assistant
ANTHONY GRIGGS
Player Development
LOU SPANOS
Administrative Assistant
MIKE FABUS
BILL AMATUCCI
Photographers

HOME FIELD:

Three Rivers Stadium (59,600)

HISTORY OF THE STEELERS

The fifth-oldest franchise in the NFL, the Steelers were founded on July 8, 1933 by Arthur Joseph Rooney. Originally named the Pittsburgh Pirates, they were a member of the Eastern Division of the ten-team NFL. The other four current NFL teams in existence at that time were the Chicago (Arizona) Cardinals, Green Bay Packers, Chicago Bears and New York Giants.

One of the great pioneers of the sports world, Art Rooney passed away on August 25, 1988 following a stroke at the age of 87. "The Chief," as he was affectionately known, is enshrined in the Pro Football Hall of Fame and is remembered as one of Pittsburgh's great people.

Born on January 27, 1901 in Coulterville, Pa., Art Rooney was the oldest of Daniel and Margaret Rooney's nine children. He grew up in Old Allegheny, now known as Pittsburgh's North Side, and until his death he still lived on the North Side just a short distance from Three Rivers Stadium.

Rooney attended St. Peter's Parochial School and Duquesne University Prep School. He studied collegiately at Indiana (Pa.) Normal, which is now Indiana University of Pennsylvania, as well as at Georgetown and Duquesne.

An exceptional all-around athlete, Rooney held middleweight and welterweight titles from the AAU Boxing Championships and was named to the U.S. Olympic Boxing Team in 1920, although he did not participate in the Olympic Games. He played minor league baseball from 1920-25 before a promising career was cut short by an arm injury. Rooney continued playing football for several semi-pro teams in the Pittsburgh area. He was married on June 11, 1931 to Kathleen McNulty, and the couple had five sons — Daniel, Art, Jr., Tim, John and Pat.

1930s After founding the Pirates in 1933, Rooney watched his club struggle through its first seven seasons with just 22 wins and five different head coaches. While home games were played at Forbes Field, Rooney often took his team to such cities as Johnstown, Latrobe, Youngstown, New Orleans, and Louisville in the 1930s due to competition with baseball and college football.

In 1938 Rooney signed Colorado All-America Byron "Whizzer" White to a \$15,800 contract, making White the first "big money" player in the NFL. White led the league in rushing that year and is one of the NFL's most illustrious alumni. He retired in 1993 after serving 31 years as a Justice of the United States Supreme Court.

1940s In 1940 Rooney changed the team name to the Pittsburgh Steelers, representing the heritage of Pittsburgh. The first winning record in the organization's history came in 1942 when head coach Walt Kiesling led the Steelers to a 7-4 finish with the league-leading rushing of rookie Bill Dudley. But the next year Dudley joined the Armed Forces along with many other NFL players as the nation went to war. With rosters depleted, Rooney merged the Steelers with the Philadelphia Eagles in 1943 (Phil-Pitt "Steagles") and with the Chicago Cardinals (Card-Pitt) in 1944.

Rooney hired legendary Pitt coach Jock Sutherland in 1946, and Dudley returned from the war to earn NFL MVP honors, leading the league in rushing, interceptions, and punt returns. Today, Dudley is a member of the Pro Football Hall of Fame.

Sutherland led the 1947 Steelers to an 8-4 record for a share of the Eastern division title, but they lost their first-ever postseason game, 21-0 to Philadelphia. Sutherland died suddenly the following spring while on a scouting trip.

1950s Succeeding Sutherland, John Michelosen was head coach for the 1948-51 seasons, compiling a 20-26-2 record. In 1952 Joe Bach returned for his second stint with the Steelers, having coached the team previously in 1935-36. The Steelers became the last team to abandon the single wing for the T-formation in 1952.

Bach resigned for health reasons following the 1954 season and was replaced by assistant coach Walt Kiesling, who had been the Steelers' head coach twice previously. Kiesling's three stints covered the 1939-40, 1941-44, and 1954-56 campaigns.

1960s Buddy Parker was named head coach in 1957 and over the next eight years he led the Steelers to five non-losing seasons. Hall of Fame quarterback Bobby Layne quarterbacked the team through three of those campaigns, leading the Steelers to a 9-5 mark and a playoff game vs. Detroit in 1962, which the Steelers lost 17-10. Parker completed his tenure with a 51-48-6 record and ranks second among all-time Steelers coaches for career wins.

Brief stints by Mike Nixon in 1965 and Bill Austin from 1966-68 preceded the hiring of the 37-year-old Noll on January 27, 1969. Noll began to rebuild the Steelers through the draft, starting with the defense when he selected defensive tackle Joe Greene with his first choice in 1969. Today Greene is a member of the Pro Football Hall of Fame.

1970s A 1-13 record in 1969 gave the Steelers the first overall choice in the 1970 draft, with which Noll addressed the offense by selecting quarterback Terry Bradshaw, another Hall of Famer, after the Steelers won the first selection by winning a coin toss with the Chicago Bears. Cornerback Mel Blount was added on the third round that year, followed by linebacker Jack Ham in 1971 and running back Franco Harris in 1972. In all, Noll drafted six players

who are now enshrined in the Hall of Fame including three in his first 20 picks and four of his first 38.

Two significant changes took place in 1970, when the Steelers moved from the NFL Century Division to the AFC Central with the merger of the American Football League and the NFL. The Steelers also moved into a new home as Three Rivers Stadium opened. Previously, the Steelers had played home games at Forbes Field from 1933-57 and at both Forbes Field and Pitt Stadium from 1958-63. From 1964-69 the Steelers played at Pitt Stadium until Three Rivers opened in 1970.

Gradual improvement in the early 1970s resulted in the team's first division title in 1972 with an 11-3 record. In the first playoff game at Three Rivers the Steelers defeated the Oakland Raiders 13-7 with Franco Harris' "Immaculate Reception" in the final minute. Despite a 21-17 loss the following week to the undefeated Miami Dolphins, the Steelers had reached a new plateau.

It took 40 years for the Steelers to finally win their first division title, but over the next decade they achieved a level of success unprecedented in professional football.

In 1973 the Steelers won a wild card playoff berth with a 10-4 record. Oakland avenged their loss from the previous year, however, with a 33-14 defeat of the Steelers in the playoffs.

The Steelers won their first of six consecutive AFC Central titles in 1974 and marched past Buffalo (32-14) and Oakland (24-13) en route to their first Super Bowl appearance in Super Bowl IX. The fierce Pittsburgh defense led the way to a 16-6 victory vs. the Minnesota Vikings, and Art Rooney was presented the Vince Lombardi Trophy for the first time.

In 1975 the Steelers won 11 straight games to finish 12-2 and claim their second consecutive division crown. After defeating Baltimore (28-10) and Oakland (16-10) in the playoffs the Steelers became the third team in NFL history, joining Green Bay and Miami, to win back-to-back Super Bowls with a 21-17 win vs. the Dallas Cowboys in Super Bowl X.

The 1976 Steelers struggled in a 1-4 start before reeling off nine straight victories including five shutouts to win the division with a 10-4 mark. They defeated Baltimore 40-14 in the playoffs, but could not get past Oakland in a 24-7 loss after both starting running backs, Harris and Rocky Bleier, were injured. The following year the Steelers dropped a 34-21 decision to Denver in the playoffs after posting a 9-5 regular season record.

In 1978 the Steelers made history after a league-best 14-2 regular season and playoff wins vs. Denver (33-10) and Houston (34-5). Their 35-31 Super Bowl XIII win vs. Dallas made the Steelers the first team to win three Super Bowls.

Yet another standard was set the following year as the 1979 Steelers defeated the Los Angeles Rams 31-19 in Super Bowl XIV to make them the first team in history to win four Super Bowls and the only team to win back-to-back Super Bowls twice. The Super Bowl victory followed a 12-4 regular season and playoff wins vs. Miami (34-14) and Houston (27-13). With six consecutive AFC Central crowns, eight straight years of playoff appearances and four Super Bowl championships, the Steelers were tagged the "Team of the Decade" for the 1970s.

1980s As the 1980s opened the Steelers stumbled, failing to make the playoffs in 1980 and 1981 with records of 9-7 and 8-8.

In 1982 the Steelers celebrated the team's 50th anniversary by qualifying for the playoffs with a 6-3 finish in a strike-interrupted season. During the season an anniversary banquet was held to commemorate the team's first 50 seasons and to honor the Steelers' all-time team as selected by fan voting. Thousands of fans were attracted to Pittsburgh for a week of activities and exhibits before the anniversary season was ended by San Diego's 31-28 win in the playoffs. This would be the last playoff game at Three Rivers until the 1992 season, a span of 10 years.

The 1983 Steelers won their eighth division title with a 10-6 record, but fell in the postseason, 38-10 to the Raiders. The following year the Steelers won their ninth division crown and the team advanced to the AFC Championship game with a 24-17 playoff win at Denver. A 45-28 Miami assault in the AFC Championship game, however, prevented the Steelers from a fifth Super Bowl appearance.

The Steelers' streak of 13 consecutive non-losing seasons came to an end in 1985 with a 7-9 finish, followed by 6-10 in 1986. Playoff hopes remained alive in 1987 until the Steelers lost their last two games to finish 8-7.

In 1988 the team suffered through its worst campaign in 19 years with a 5-11 record. The next season got off to a similar start with losses of 51-0 and 41-10 in the first two games as the offense failed to score in the first month of the season. But the young team fought back to finish 9-7 and earn a wild card playoff berth on the season's final weekend. An exciting 26-23 overtime playoff win in Houston was followed by a heartbreaking 24-23 divisional playoff loss at Denver in which the Steelers led until the final minutes.

1990s A 9-7 finish in 1990 left the Steelers in a three-way tie for the AFC Central lead, but they were eliminated from playoff contention by a 2-4 division record. The 1991 team finished second in the division despite a 7-9 record, winning the last two games under Noll at home against the Cincinnati Bengals and Cleveland Browns.

On December 26, 1991 Noll announced his retirement from football after 39 consecutive seasons, the last 23 as the Steelers' head coach which made

him one of only four men to coach the same team for 23 consecutive years. He left as the fifth-winningest coach in NFL history with an overall record of 209-156-1, and as the only coach to win four Super Bowls. Noll was rewarded in 1993 with his election to the Hall of Fame in his first year of eligibility.

A new era began in 1992 with the retirement of Noll and the arrival of Bill Cowher, the National Football League's youngest head coach at the time he assumed control. The first season of the new era saw the Steelers win the AFC Central division crown for the first time since 1984 with an 11-5 record. While the team enjoyed new-found success, Cowher was recognized by the Associated Press as the NFL's coach of the year and six Steelers played in the Pro Bowl, the most in more than a decade.

Under Cowher the Steelers became the first AFC team since the 1970 merger to claim its tenth division title. Their 11-5 record equaled the best in the conference and gave the Steelers the home field throughout the playoffs, but in the first postseason game at Three Rivers in exactly 10 years the Steelers were defeated by eventual AFC champion Buffalo, 24-3.

In 1993, the Steelers earned a wild card playoff berth, marking their first consecutive playoff appearances since the 1983-84 seasons. A 9-7 record was good for second place in the division, but the season ended in a 27-24 overtime loss in Kansas City in the wild card round of the postseason.

The 1994 Steelers won seven of their final eight regular-season games for their strongest finish since 1978. They captured their third division title in three years with the AFC's best record of 12-4. After a 29-9 victory over the Cleveland Browns in the first round of the playoffs, Pittsburgh hosted their first AFC Championship game since 1984. The game went down to the wire and the Steelers lost to the San Diego Chargers, 17-13.

At 38, Bill Cowher became the youngest head coach to lead his team to a Super Bowl. Along the way, Cowher's team captured their third AFC Central division title in four years, made their fourth straight playoff appearance, and won the Steelers' first AFC title since 1979. After a first-round bye, they defeated the Buffalo Bills (40-21) and the Indianapolis Colts (20-16), before losing to the Dallas Cowboys 27-17 in Super Bowl XXX in Tempe, Arizona.

Steelers founder Art Rooney, who was inducted into the Pro Football Hall of Fame in 1964, had begun by that time to turn over much of the operation of the Steelers to his oldest son, Dan. A decade later, after having worked in every area of the organization since 1955, Dan Rooney was named president of the Steelers in 1975. Now in his 38th year in the organization, he is one of the most active NFL owners and one of Pittsburgh's most involved executives in civic affairs.

Among his community activities, Dan Rooney is a board member for The United Way of America, The American Ireland Fund, The American Diabetes Association, Presbyterian University Hospital, The Pittsburgh History and Landmarks Foundation, and Duquesne University.

Dan Rooney has also been a member of several NFL committees over the past 20 years. He has served on the board of directors for the NFL Trust Fund, NFL Films, and the Scheduling Committee. He was appointed chairman of the Expansion Committee in 1973, which considered new franchise locations and directed the addition of Seattle and Tampa Bay as expansion teams in 1976.

In 1976 Rooney was also named chairman of the Negotiating Committee, and in 1982 he contributed to the negotiations for the Collective Bargaining Agreement for the NFL and the Players' Association. He again played a key role in the labor agreement reached between NFL owners and players in 1993.

Rooney is currently a member of the eight-person Management Council Executive Committee, the Hall of Fame Committee, and the NFL Properties Executive Committee.

Daniel M. Rooney was born on Pittsburgh's North Side on July 20, 1932. He is a 1950 graduate of North Catholic High School, where he played quarterback on the varsity football team. He went on to graduate from Duquesne University in 1955 with a bachelor of arts degree in accounting. Dan and his wife Patricia live on the North Side.

STEELERS BY THE DECADES

	Regular Season	Postseason	Overall	Pct.
1933-1939	22-55-3	—	22-55-3	.294
1940-1949	40-64-6	0-1	40-65-6	.387
1950-1959	54-63-3	—	54-63-3	.463
1960-1969	46-85-7	0-1	46-86-7	.356
1970-1979	99-44-1	14-4	113-48-1	.701
1980-1989	77-75-0	2-4	79-79-0	.500
1990-1995	59-37-0	3-4	62-36-0	.633
Totals	397-422-20	19-14	416-437-20	.488

PITTSBURGH STEELERS IN THE HALL OF FAME

ARTHUR J. ROONEY, Founder, President, and Chairman of the Board (1933-1988). Elected in 1964.

BERT BELL, Co-owner (1941-1946). Elected in 1963.

JOHNNY 'BLOOD' MCNALLY, Player (1934, 1937-1939), Coach (1937-39). Elected in 1963.

BILL DUDLEY, Player (1942, 1945-1946). Elected in 1966.

WALT KIESLING, Player (1937-1939), Coach (1939-1944, 1949-1961). Elected in 1966.

BOBBY LAYNE, Player (1958-1962). Elected in 1967.

ERNIE STAUTNER, Player (1950-1963). Elected in 1969.

JOE GREENE, Player (1969-1981) Coach (1987-1991). Elected in 1987.

JOHN HENRY JOHNSON, Player (1960-1965). Elected in 1987.

JACK HAM, Player (1971-1982). Elected in 1988.

MEL BLOUNT, Player (1970-1983). Elected in 1989.

TERRY BRADSHAW, Player (1970-1983). Elected in 1989.

FRANCO HARRIS, Player (1972-1983). Elected in 1990.

JACK LAMBERT, Player (1974-1984). Elected in 1990.

Eligibility of Steelers' other potential Hall of Famers:

L.C. GREENWOOD, DONNIE SHELL, JOHN STALLWORTH, LYNN SWANN, MIKE WEBSTER – Currently Eligible.

Note: Other Hall of Famers who spent part of their careers with the Steelers include **CAL HUBBARD** (Player 1936, elected 1963), **MARION MOTLEY** (Player 1955, elected 1968), **EARLE (GREASY) NEALE** (Coach 1943, elected 1969), **BILL HEWITT** (Player 1943, elected 1971), and **LEN DAWSON** (Player 1957-1959, elected 1987).

STEELERS ATTENDANCE AT THREE RIVERS

1970 - 318,698 (45,528)	1983 - 462,587 (57,823)
1971 - 323,812 (46,259)	1984 - 447,288 (55,911)
1972 - 340,549 (48,650)	1985 - 436,069 (54,509)
1973 - 377,640 (47,205)	1986 - 414,937 (51,867)
1974 - 325,457 (46,494)	1987 - 353,402 (50,486)
1975 - 341,205 (46,744)	1988 - 396,044 (49,506)
1976 - 330,620 (47,231)	1989 - 383,494 (47,937)
1977 - 337,156 (48,165)	1990 - 434,769 (54,346)
1978 - 380,258 (47,532)	1991 - 406,935 (50,867)
1979 - 391,931 (48,991)	1992 - 427,282 (53,410)
1980 - 424,106 (53,013)	1993 - 440,927 (55,116)
1981 - 420,964 (52,621)	1994 - 461,272 (57,659)
1982 - 208,890 (52,223)	1995 - 455,913 (56,989)


The Steelers' single-game regular-season home attendance record is 60,808 established December 18, 1994 vs. Cleveland. The single-game postseason mark is 61,545 vs. San Diego on January 15, 1995.

TOP 10 CROWDS AT THREE RIVERS STADIUM

1.	61,545	Jan.	15	1995	vs.	San Diego*
2.	60,808	Dec.	18	1994	vs.	Cleveland
3.	60,407	Jan.	9	1993	vs.	Buffalo*
4.	60,265	Nov.	15	1993	vs.	Buffalo
5.	60,156	Sept.	4	1994	vs.	Dallas
6.	59,541	Sept.	30	1985	vs.	Cincinnati
7.	59,293	Nov.	24	1985	vs.	Washington
8.	59,263	Oct.	16	1983	vs.	Cleveland
9.	59,148	Nov.	20	1994	vs.	Miami
10.	59,103	Oct.	7	1984	vs.	Miami

* Postseason

STEELERS COACHES



BILL COWHER **HEAD COACH**

Bill Cowher continued his assault on the NFL record books in 1995 when the 38-year-old Pittsburgh-area native became the youngest head coach to lead his team to a Super Bowl. Along the way, Cowher's team captured their third AFC Central division title in four years, made their fourth straight playoff appearance, and won the Steelers' first AFC title since 1979.

The Steelers' 11-5 regular season record was the second best in the AFC and ran Cowher's four year mark to 43-21-0 (.672). His 43 victories are the fifth most by an NFL coach in his first four seasons. Only George Seifert (52), Paul Brown (47), Joe Gibbs (44) and Chuck Knox (44) won more games in their first four seasons.

Cowher is also only the fourth head coach in NFL history to make the playoffs in each of his first four seasons. The others were Brown, Knox and John Robinson.

The 1995 season was probably Cowher's best coaching job since taking over the Steelers' head position in 1992. In the offseason, the team lost seven veterans through free agency and trades. They had to play four games without starting quarterback Neil O'Donnell and almost the entire season without 1994's starting cornerbacks Deon Figures and Rod Woodson, a perennial all-Pro. In addition, linebacker Chad Brown missed six games after a phenomenal start.

Despite the setbacks, Cowher was able to rally his team from a near-disastrous 3-4 start to an NFL-best eight-game winning streak and a bye in the first round of the playoffs. This was accomplished with a major change in both offensive and defensive strategies, as the Steelers made key adjustments to compensate for their personnel losses.

The 1995 Steelers led the AFC in scoring with 407 points and set eight new offensive team records. They led the NFL in time of possession (32:36/game). On defense, they established new team marks for fewest

yards allowed rushing and fewest yards per game rushing (82.6/game). Their 22 interceptions were second highest in the NFL.

Cowher was introduced as the Steelers' head coach on January 21, 1992, 26 days after the retirement of Hall of Fame coach Chuck Noll. At the age of 34, Cowher was two years younger than Noll was upon becoming the Steelers' head coach in 1969.

Cowher returned to his hometown following seven years as an assistant under Marty Schottenheimer in Cleveland and Kansas City. His appointment as the Steelers' head coach immediately followed a three-year stint as defensive coordinator and linebackers coach for the Chiefs.

Cowher has 16 years of NFL experience, including five as a player, seven as an assistant coach and four as a head coach. In his 11 years of coaching, Cowher has never been associated with a team that posted a losing record. In fact, in 10 of the 11 seasons he has been a coach, Cowher's team has advanced to the playoffs.

Under his watch, the Steelers returned to NFL prominence. Over the past three seasons the Steelers defense allowed a league-low 280 yards a game and fell just 21 yards shy of Dallas for allowing the fewest yards by any team since Cowher's tenure began.

The defense improved from 22nd in 1991 to third overall last season. The 1994 Steelers established a new team record with a league-leading 55 sacks. Only one team (Cleveland) in 1994 allowed fewer touchdowns or points per game, and they ranked no worse than second in eight of the 17 defensive categories.

In 1992, the Steelers defense posted a league-leading 43 takeaways. During Cowher's first two seasons, the team posted a +11 turnover ratio each year to rank second and third in the league in that category. In 1994, they led the NFL with a +14 ratio.

Since 1992, the Steelers' are one of only three teams to average over 2,000 yards a season and have averaged 128 yards a game to post the NFL's third best rushing attack during the Bill Cowher era. The 1994 Steelers won their first NFL rushing title since 1976 with an average of 136 yards per game.

In his first year as head coach, Cowher was selected the 1992 National Football League's Coach of the Year by the Associated Press and The Sporting News. Cowher was also named Pittsburgh's Man of the Year in Sports by the Dapper Dan Club. He directed the Steelers to their first AFC Central division crown in eight years with an 11-5 record, which was the team's best mark since they last won a Super Bowl in 1979. One of four AFC teams to win 11 games in 1992, the Steelers shared the best record in the conference as Cowher became one of only 12 coaches in NFL history to win 11 games in his first season as head coach.

The 1993 Steelers got off to a slow start at 0-2, but six wins in the next seven games brought the team to a 6-3 mark and first place in the AFC Central division. On the final weekend of the regular season the Steelers claimed the final AFC wild card berth after winning three of the last five games. Offensively, the team finished with the exact same AFC rankings as the previous year, but it improved from 21st to 13th in NFL passing rankings. The defense jumped from eighth to first in AFC total defense rankings, and from 17th to third in NFL run defense.

Cowher began his coaching career in 1985 with the Cleveland Browns. At age 28, he was the league's second-youngest assistant coach. He served on Schottenheimer's staff as the Browns' special teams coach in 1985-86 and secondary coach in 1987-88. As secondary coach, Cowher saw his 1987 group make 23 interceptions to tie for third in the AFC, while in 1988 the Cleveland defense ranked fourth overall in the conference. The following year Cowher went with Schottenheimer to the Kansas City coaching staff.

In 1989, Cowher's first season as a 32-year-old defensive coordinator, the Kansas City defense led the AFC and ranked second in the NFL in total defense. The following year the unit led the league in three categories with 60 sacks, 25 fumbles recovered and 45 takeaways. In 1991 the Chiefs ranked third in the conference and fifth overall in the NFL en route to a 10-6 finish and a wild card playoff berth.

BILL COWHER'S COACHING CAREER

Year	Team	Record	Position
1985	Cleveland Browns	8-8*	Special Teams Coach
1986	Cleveland Browns	12-4*	Special Teams Coach
1987	Cleveland Browns	10-5*	Secondary Coach
1988	Cleveland Browns	10-6*	Secondary Coach
1989	Kansas City Chiefs	8-7-1	Defensive Coordinator/LBs Coach
1990	Kansas City Chiefs	11-5*	Defensive Coordinator/LBs Coach
1991	Kansas City Chiefs	10-6*	Defensive Coordinator/LBs Coach
1992	Pittsburgh Steelers	11-5*	Head Coach
1993	Pittsburgh Steelers	9-7*	Head Coach
1994	Pittsburgh Steelers	12-4*	Head Coach
1995	Pittsburgh Steelers	11-5*	Head Coach

*Team earned playoff berth

A former linebacker and special teams standout, Cowher enjoyed a five-year NFL playing career with the Browns (1980-82) and the Philadelphia Eagles (1983-84). He signed with Philadelphia in 1979 as an undrafted free agent rookie, but was the last linebacker waived in training camp after playing in three preseason games. The following year he signed with Cleveland and earned a roster spot, playing in all 16 games including two starts at inside linebacker.

Cowher sat out the 1981 campaign after suffering a season-ending knee injury in the third preseason game. Returning in 1982 as special teams captain, he started at outside linebacker in two games while playing in all nine contests.

Cowher was traded to Philadelphia prior to the start of the 1983 season (Aug. 21) for a ninth-round draft pick. He was selected the Eagles' most valuable special teams player that year and played in all 16 games. In 1984, a knee injury kept him out of all but four games and ended his career as a player. Cowher returned to Cleveland the following season and began his coaching career as a member of Schottenheimer's Browns staff.

Cowher grew up in the Crafton area west of Pittsburgh. He is a 1975 graduate of Carlynton High School, where he excelled in football, basketball and track. He was selected honorable mention all-state in football as a senior before moving on to North Carolina State, where he earned four letters and was a three-year starter at linebacker. As a senior in 1978, Cowher was selected the team's captain as well as most valuable player after leading the defense in tackles for the second straight year. He also received the 1978 Cary Brewbaker Award as the school's outstanding defensive lineman as selected by the coaching staff. In 1979 Cowher graduated with a bachelor of science degree in education.

William Laird Cowher was born in Pittsburgh on May 8, 1957. It was at North Carolina State that Cowher met his wife, Kaye. Also a graduate of North Carolina State, Kaye and her twin sister Faye played professional basketball for the New York Stars of the Women's Professional Basketball League. The Cowhers have three daughters: Meagan Lyn (10), Lauren Marie (8), and Lindsay Morgan (5).

COACHING WINS AFTER FOUR SEASONS

With his fourth straight playoff berth, Cowher becomes the fourth head coach in NFL history to lead his team to the playoffs during his first four seasons as a head coach. The others were: Paul Brown, Cleveland (1950-53); Chuck Knox, Rams (1973-76); and John Robinson, Rams (1983-86).

Below is a list of NFL coaches with the most regular-season wins in their first four seasons:

Coach	Team	Record	Season
George Seifert	S.F. 49ers	52-12-0	1989-92
Paul Brown	Cleveland	47-4-3	1946-49
Joe Gibbs	Washington	44-20-0	1981-84*
Chuck Knox	L.A. Rams	44-11-1	1973-76
Bill Cowher	Pittsburgh	43-21-0	1992-95
Jimmy Johnson	Dallas	43-21-0	1990-93

*(1982 Strike, 1st 64 games)

THE STEELERS UNDER COWHER

Regular Season					
	Won	Lost	Tied	Pct.	Finish
1992	11	5	0	.688	AFC Central Champion
1993	9	7	0	.563	2nd, AFC Central (wild card)
1994	12	4	0	.750	AFC Central Champion
1995	11	5	0	.688	AFC Champion, Central Champion
Totals	43	21	0	.672	

Postseason				
	Won	Lost	Pct.	Finish
1992	0	1	.000	Lost in divisional round
1993	0	1	.000	Lost in wild card round
1994	1	1	.500	Lost in Championship game
1995	2	1	.666	Lost in Super Bowl
Totals	3	4	.429	



MIKE ARCHER
Linebackers Coach

Mike Archer was named linebackers coach on March 6 of this year. This is his first NFL coaching position following 19 years of coaching at the college level.

Archer, 43, previously served as defensive coordinator and linebackers coach for Kentucky and was named assistant head coach in 1995. He joined UK in 1993 following two-years (1991-92) as linebackers coach at Virginia.

Archer served as head football coach at Louisiana State University from 1987-90. He led the Tigers to a 27-18-1 record with appearances in the 1987 Gator Bowl and 1989 Hall of Fame Bowl, and one Southeastern Conference Championship in 1988. As the nation's youngest Division I-A head football coach (34) in 1987, Archer led the Tigers to a 10-1-1 record and 30-13 Gator Bowl victory over South Carolina. A year later, Archer directed the Tigers to the SEC title with a 6-1 league record and finished 8-4 overall. In 1990, Archer was named coach for the East-West Shrine Game.

Archer, a native of State College, Pennsylvania, lettered three seasons (1973-75) in football at Miami where he started at free safety for two seasons and also punted. As a senior, Archer was named UM's Football Scholar-Athlete of the Year.

Archer graduated from Miami in 1975 and began his coaching career as a graduate assistant for the Hurricanes in 1976 and served under Lou Saban from 1977-78.

Howard Schnellenberger named Archer defensive backs coach in 1979. During his five seasons, Archer's teams posted a 41-16 record, which included a 31-30 Orange Bowl victory over Nebraska and subsequent 1983 national championship.

Archer joined Bill Arnsparger as defensive backfield coach for LSU in 1984, and was named defensive coordinator 1985-86. During that period, LSU had a 26-8-2 record with appearances in three bowl games - 1985 Sugar, 1986 Liberty, and 1987 Sugar - and the 1986 Southeastern Conference championship.

Mike was born July 26, 1953 in State College, Pennsylvania. He and his wife Barbara have two children - Jeffrey Matthew, 15, and Betsy Anne, 12.



DAVID CULLEY
Wide Receivers Coach

David Culley brought 18 years of coaching experience to the Steelers February 13 of this year, when he was named wide receivers coach. For 16 seasons as a college coach, Culley tutored quarterbacks, running backs, wide receivers and also served as an offensive coordinator.

Most recently Culley coached wide receivers for the Tampa Bay Buccaneers from 1994-1995, where he was charged with molding the team's young group of receivers.

Prior to joining the Bucs, Culley served as the receivers coach at Texas A&M from 1991-93. Working under Head Coach R.C. Slocum, the Aggies dominated the Southwest Conference.

Culley was offensive coordinator/wide receivers coach for Texas-El Paso 1989-90. While with the Miners, Culley coached Victor Bailey (Eagles) and Reggie Barrett (Seahawks). From 1985-88, he was the quarterbacks coach at Southwestern Louisiana after spending 1984 tutoring the wide receivers at Western Kentucky.

In 1983, Culley was the wide receivers coach at Tennessee-Chattanooga. He served as quarterbacks/running backs coach for Middle Tennessee in 1982. From 1979-81, Culley coached wide receivers at Vanderbilt. He broke into the coaching ranks in 1978, in charge of the running backs at Austin Peay.

Culley was a quarterback at Vanderbilt where he earned his bachelor of science in health and physical education. Born September 17, 1955 in Sparta, Tennessee, David and his wife Carolyn, live in Pittsburgh with son Monty (9/5/74) and daughter Jessie (10/17/90).



CHAN GAILEY
Offensive Coordinator

Chan Gailey was named offensive coordinator on February 5 of this year, after spending the last two seasons as the Steelers wide receivers coach. This is Gailey's ninth NFL season and his 21st year in coaching. He joined the Steelers on January 24, 1994 following one season as head coach at Samford University in Birmingham, Alabama in 1993.

Under Gailey, receiver Yancey Thigpen became a pro bowl performer with a team record 85 catches and his more than 1,300 yards made him the Steelers first 1,000-yard receiver and Pro Bowler in 10 years. The receivers corp accounted for 15 touchdowns in 1995, five more than in 1994.

The 44-year-old Gailey spent six seasons as an assistant coach with the Denver Broncos (1985-90). He was Denver's offensive coordinator/wide receivers coach (1989-90). During Gailey's six seasons, the Broncos won three AFC Championships and played in Super Bowls XXI, XXII and XXIV.


Gailey was a graduate assistant at Florida in 1974-75. He began his coaching career as defensive backfield coach at Troy State (1976-78), followed by four years at Air Force (1979-82), which included the last two seasons as defensive coordinator.

Gailey returned to Troy State as head coach for the 1983 and 1984 seasons. His 1984 team won the NCAA Division II national championship, and he was honored as conference coach of the year.

After leaving the Broncos, Gailey was named head coach of the World League's Birmingham Fire in 1991 and 1992. He led his teams to 5-5 and 7-2-1 records and joined the Barcelona Dragons as the only two World League teams to earn a play-off berth in both years of World League play.

Gailey played quarterback for Georgia from 1970-73 and received a bachelor's degree in physical education in 1974.

Chan was born in Gainesville, Georgia on January 5, 1952. He and his wife Laurie have two sons, Tate (20) and Andrew (16). The Gaileys live in Pittsburgh.



DICK HOAK
Running Backs Coach

Dick Hoak, the longest tenured coach in Steelers history, is in his 35th year with the Steelers and his 25th consecutive as a Steelers assistant coach. He served as offensive backfield coach for 20 seasons under Chuck Noll, before being named running backs coach by Bill Cowher on January 27, 1992 as the only coach retained from the previous Steelers' staff.

Since 1992, the Steelers' are one of only three teams to average over 2,000 yards a season and have averaged 128 yards a game during the Bill Cowher era. In 1994, the Steelers captured their first rushing title since 1976 with 2,180 yards.

Hoak, 56, joined the Steelers' staff in 1972 under Noll after one year of coaching high school football and just two years after retiring from an outstanding playing career for the Steelers.

The Steelers' seventh round draft choice out of Penn State in 1961, Hoak spent 10 seasons in the Pittsburgh backfield. He led the Steelers in rushing three times (1965, 1968, 1969) and played in one Pro Bowl (1969) after ranking fourth in the NFL in 1968 with 858 rushing yards.

When he retired following the 1970 season, Hoak had gained 3,965 rushing yards, to rank second in team history and today stands fourth behind Hall of Famers Franco Harris and John Henry Johnson, and Frank Pollard.

Hoak also currently ranks ninth in Steelers history for career touchdowns with 33, is tied at fourth in rushing touchdowns with 25, and second in rushing attempts with 1,132. In addition to his rushing total, Hoak made 146 receptions for 1,452 yards and eight touchdowns in his career.

As a standout running back and quarterback for Penn State from 1958-60, Hoak was named his team's MVP as a senior. He graduated in 1961 with a bachelor's degree in social studies.

Dick was born on December 8, 1939 in Jeannette, Pennsylvania. He and his wife Lynn have three children-daughters Kelly (31) and Katie (28) and son Richard (24). The Hoaks live in Greensburg.



DICK LeBEAU
Defensive Coordinator

Dick LeBeau was named defensive coordinator January 25, 1995, after spending the previous three seasons coaching the defensive backs.

LeBeau is in his 38th NFL season and his 24th in coaching. He was named defensive backs coach on February 7, 1992 following 12 years with the Cincinnati Bengals, the last eight as defensive coordinator.

During his three seasons as defensive backs coach, the Steelers had one of the NFL's lowest opponent passer ratings including a 65.6 rating in 1994 to rank second in the NFL. In his first season as coordinator, the Steelers allowed 285 yards a game to rank third in the NFL. Their 82.6 rushing yards per game ranked second.

LeBeau spent his first 14 NFL seasons as a cornerback for the Detroit Lions. After being drafted by the Cleveland Browns in the fifth round in 1959, he was waived and signed with Detroit. LeBeau played in 171 consecutive games for the Lions from 1959-72 and was voted to the Pro Bowl in 1965, 1966, and 1967.

LeBeau's 62 career interceptions, which included a career-high nine to lead the NFC in 1970, ranked third in NFL history at the time of his retirement. He is tied for sixth on the NFL all-time list, trailing only Paul Krause, Emlen Tunnell, Dick "Night Train" Lane, Ken Riley and Ronnie Lott, sharing sixth place with Dave Brown.

LeBeau retired following the 1972 season and began his coaching career as special teams coach for the Philadelphia Eagles (1973-75). He also served four seasons as defensive backs coach for the Green Bay Packers (1976-79) before taking the same position with Cincinnati in 1980. In 1984 LeBeau was promoted to defensive coordinator, a position he held through the 1991 season.

LeBeau, 58, attended Ohio State, where he played offensive and defensive back. He was a member of the Buckeyes' 1957 national champion team and graduated in 1959 with a bachelor's degree in education.

Dick was born on September 9, 1937 in London, Ohio. He and his wife Nancy, have one son, Brandon Grant (17).



TIM LEWIS
Defensive Backs Coach

Tim Lewis enters his second season as the Steelers' defensive backs coach. He joined the Steelers on February 7, 1995.

His first season presented many challenges. Starting cornerback Deon Figures suffered an offseason knee injury, then Rod Woodson was lost in the season opener. Despite the losses, the secondary ranked sixth in the NFL in pass defense. The defense was paced by Willie Williams, who led the conference with seven interceptions in his first season as a starter.

This is Lewis' second stop in the NFL. He was selected 11th overall in the 1983 draft by the Green Bay Packers and was the second defensive back chosen that year. Lewis played 52 games for the Packers. He ended his career with 16 thefts and twice led or shared team honors for interceptions. His 99-yard interception return for a touchdown versus the Los Angeles Rams in 1984 still stands as a Packers' team record.

Lewis suffered a career-ending neck injury in the fourth game of the 1986 season. Lewis entered the coaching ranks in 1987, as a graduate assistant at Texas A&M where he remained for two years under his former college coach Jackie Sherrill. Three of his students found NFL success, including Dallas' 1992 first-round draft selection Kevin Smith.

Lewis coached defensive backs at Southern Methodist in 1989-92. Lewis' 1992 Mustang secondary led the Southwest Conference in pass defense, allowing just 182.3 yards passing per game. Starting cornerbacks Marcello Simmons (1993 4th-round, Cincinnati) and Cary Brabham (1993 free agent, Raiders) both headed to the NFL.

Lewis returned to the University of Pittsburgh in 1993 to coach the Panthers' secondary for two seasons before joining the Steelers.

A native of Quakertown, Pennsylvania, Lewis played for Pitt from 1979 through 1982 and was a starting cornerback for the Panthers in 1981 and 1982. Lewis was named an NEA all-American in 1982. He was also selected to the Senior Bowl and East-West Shrine Bowl that year.

Lewis received his bachelor's degree in economics from University of Pittsburgh in 1983.



JOHN MITCHELL
Defensive Line Coach

John Mitchell joined the Steelers as defensive line coach on January 31, 1994, following three seasons coaching the defensive line for the Cleveland Browns. Mitchell is in his 24th season of coaching including 15 years at the college level and two in the United States Football League. This is his sixth season as an NFL coach.

Under Mitchell, the defensive linemen accounted for 14.5 of the teams 42 sacks, paced by Ray Seals who tied his career best with 8.5 sacks.

A former all-America defensive end for Alabama, Mitchell's early years in coaching were spent studying under two of college football's great coaches.

Mitchell began his coaching career in 1973 as defensive line coach under Paul "Bear" Bryant at Alabama. After four years at Alabama (1973-76), Mitchell spent six seasons as defensive line coach at Arkansas (1977-82) on Lou Holtz's staff.

In 1983 Mitchell made his first move to the professional level. From 1983-85 he served as defensive line coach for the USFL Birmingham Stallions. In 1986 he returned to the college ranks as defensive ends coach at Temple.

In 1987 Mitchell began a four-year stint as linebackers coach at Louisiana State (1987-90). In his final season at Louisiana State, Mitchell was named defensive coordinator while continuing to coach the linebackers.

Mitchell, 45, joined the NFL ranks in 1991 with the Browns, where he tutored two Pro Bowl defensive tackles.

Mitchell played defensive end and was a two-time Junior College All-American at Eastern Arizona Junior College in 1969-70. He then transferred and played defensive end at Alabama from 1971-72.

Mitchell was named all-America in 1972, the year he graduated with a bachelor's degree in social work.

John was born October 14, 1951 in Mobile, Alabama. He and his wife Joyce live in Pittsburgh.



MIKE MULARKEY
Tight Ends Coach

Mike Mularkey, a former tight end for the Steelers in 1989-91, returned to Pittsburgh and joined Bill Cowher's staff February 8, 1996 as tight ends coach.

Mularkey, 34, was in charge of the Tampa Bay Buccaneers' tight ends last season. He coached one of the NFL's most productive players - Jackie Harris - who led Tampa Bay and NFC tight ends with 62 grabs. Mularkey previously served as the team's quality control coach in 1994.

Mularkey's role as quality control coach included "breaking down" film of opponents and compiling coaching reports on their offensive/defensive tendencies. He also assisted with tight ends and special teams.

In addition to his coaching responsibilities, Mularkey also served as the Buccaneers's director of player programs. In that role, he assisted players in continuing their education, advised them in regards to off-season jobs and internships, provided financial education and offered family assistance.

Prior to joining the Buccaneers, Mularkey spent one year as the offensive line coach for Concordia (Minn.) College. He entered coaching after spending nine seasons in the NFL as a tight end, playing for the Minnesota Vikings from 1983-88 and the Pittsburgh Steelers from 1989-91. Originally a 1983 ninth-round draft choice of the San Francisco 49ers, Mularkey was waived prior to the season and was picked up by the Vikings. He joined the Steelers as a Plan B free agent. Mularkey's career statistics included 102 receptions for 1,222 yards and nine touchdowns.

Mularkey attended the University of Florida and finished his Gator career with 55 receptions for 628 yards and three touchdowns. He is finishing his bachelor of science degree in kinesiology and sociology from the University of Minnesota.

A native of Ft. Lauderdale, Mularkey was born November 19, 1961 in Ft. Lauderdale, Florida. He and his wife Betsy live in Pittsburgh with sons Patrick (10) and Shane (5).



KENT STEPHENSON
Offensive Line Coach

Kent Stephenson enters his 32nd season of coaching, his 12th in the NFL and his fifth with the Steelers. He was named offensive line coach on February 7, 1992 following seven years in the same capacity with the Seattle Seahawks.

Stephenson has been a stabilizing force for a line that has undergone many changes. During his four years, only once (1992) did Stephenson complete a season with the same starters from opening day. Due to injuries in 1995, Stephenson fielded five different starting units. The line held opponents to 24 sacks as the team set a record with 592 pass attempts. Their average of one sack per 24.7 pass attempts was just shy of the 24.6 record set in 1986 and the second-best for a Steelers' team since the NFL merger.

Under Stephenson, four of his players have earned Pro Bowl honors, including Dermontti Dawson, Carlton Haselrig, Duval Love and John Jackson (alternate).

Stephenson's coaching career began in 1965 and includes 18 years at the college level and two in the USFL prior to his entering the NFL in 1985 with Seattle.

In 1965 Stephenson began his coaching career at Wayne State (1965-68). He spent the next 18 years at North Dakota (1969-71), Southern Methodist (1972-73), Iowa (1974-76), Oklahoma State (1977-78), and Kansas (1979-82).

Stephenson moved to the professional level in 1983 as offensive line coach of the USFL Michigan Panthers (1983-84). In 1983 the Panthers won the USFL championship.

In 1985 Stephenson entered the NFL as the Seahawks' offensive line coach under Chuck Knox. He was there for the 1985-91 seasons before joining the Steelers.

Stephenson was an all-conference selection as an offensive and defensive lineman at Northern Iowa. He graduated with a degree in history and physical education in 1965, and received his master's degree in education from Wayne State in 1966.

Kent was born on February 4, 1942 in Anita, Iowa. He and his wife Shirley have two children - daughter Heidi and son Kyle.



RON ZOOK
Special Teams Coach

Ron Zook brought 18 years of collegiate coaching experience to the Steelers when he was named special teams coach February 13, 1996.

For the previous five years, Zook served on the University of Florida coaching staff. He was defensive coordinator and defensive backs coach from 1991-93. During that time Florida was the only SEC school to rank among the league's top four run defenses in all three seasons, rating second in 1993, fourth in 1992 and first in 1991. They ranked fifth in the nation in 1991 and 1994.

Zook was named special teams coordinator in 1994 and continued working with the defensive secondary. His 1994 special teams unit set a school record with five blocked punts, two of which were returned for touchdowns.

In 1995, Zook was named the Gators assistant head coach, while retaining his other responsibilities.

Before joining Florida, Zook coached defensive backs for Ohio State 1988-90. He was defensive coordinator/assistant head coach for Virginia Tech in 1987, defensive backs coach for Tennessee 1984-86, defensive coordinator for Kansas in 1983 and was the University of Cincinnati defensive coord. from 1981-82. Zook began his collegiate coaching career as the defensive backs coach for Murray State 1978-80.

Zook played defensive back for Miami of Ohio (1972-75), where he earned three letters and was selected team captain in 1975. During his tenure, Miami posted a 34-1-1 record from 1973-75 and won the Mid-American Conference title in each of those three seasons.

Zook received his bachelor's degree in comprehensive science from Miami of Ohio in 1976. He received his first coaching assignment at Orrville (Ohio) High that year and remained through 1977. Zook has tutored several NFL players during his career, including first-round draft selections Vinny Clark (Packers, '90) and Terry McDaniel (Raiders, '87).

Zook was born April 28, 1954 in Ashland, Ohio. He and his wife Denise have two children - daughter Jacquelyn (13) and son Casey (10). The Zooks reside in Pittsburgh.

STEELERS SCOUTING STAFF



TOM MODRAK
College Personnel Coordinator

Tom Modrak is in his 18th year with the Steelers and his fifth in charge of college scouting. He is responsible for overseeing the Steelers' scouts and the evaluation of players in the college talent pool.

Modrak, 54, joined the Steelers on a full-time basis in 1979. From 1979-86 Modrak served as pro talent scout. He then spent two years as director of pro scouting (1987-88) before taking over as college scouting coordinator in January of 1989.

Modrak's scouting career began in 1973 as a part-time scout for the Steelers. He then spent six months as a scout for BLESTO before rejoining the Steelers full-time in 1979.

A graduate of Indiana University (Pa.), Modrak received his bachelor's degree in geology in 1965. In 1972 he earned a master's in physical education from West Virginia.

Tom and his wife Sandy have two daughters, Stephanie and Erin. The Modraks live in Pittsburgh.



CHARLES BAILEY
Pro Personnel Coordinator

Charles Bailey begins his eighth season with the Steelers and his 16th in scouting, and his fifth as pro personnel coordinator. He joined the Steelers in June of 1989 after eight years as an eastern scout with National Football Scouting. His responsibility is the scouting of Steelers opponents in the NFL.

A native of Winston-Salem, North Carolina, Bailey began his scouting career in 1981 with National. His start with National followed six years on the coaching staff at Winston-Salem State (1976-81).

Bailey, 44, attended North Carolina Central, where he played football from 1969-73. He graduated in 1974 with a physical education degree, and in 1980 he earned his master's in guidance and counseling from North Carolina A&T.

Charles and his wife Carolyn have three children, daughters Kahmil (11) and Aundrea (9) and son Charles (5). The Bailey family lives in Pittsburgh.



ANTHONY GRIGGS
Player Development

Anthony Griggs begins his fifth season with the Steelers and his 12th in the NFL. He joined the Steelers in 1992 to work in the area of the Player Programs. His responsibilities include continuing education, internships, investments information and counseling services for the players. Griggs also assists with players strength and conditioning.

Griggs worked in strength and conditioning with the Atlanta Falcons in 1990 before working for two years with a fitness consultation firm and an athletic club in Atlanta, Ga.

A former linebacker with the Philadelphia Eagles (1982-85) and Cleveland Browns (1986-88), Griggs began his NFL career as a fourth-round draft choice of the Eagles in 1982 out of Ohio State. He graduated with a bachelor's degree in communications from Villanova in 1983.

Anthony was born on February 12, 1960 in Lawton, Ohio. He lives in Pittsburgh.



PHIL KREIDLER
College Scout

Phil Kreidler is in his fifth season as a college scout. After serving a full-time internship in the Steelers' personnel department in 1991-92, he was named to the scouting staff in June of 1992. He primarily scouts colleges in the south and southwest regions of the country.

From 1988-90, Kreidler served as a graduate assistant coach at the University of Cincinnati, where he helped coach the wide receivers and quarterbacks.

Kreidler, 30, attended Furman University, where he played free safety. He was a member of two Southern Conference champion teams as Furman posted a record of 35-11 during his four seasons. He graduated in 1988 with a degree in history and a minor in physical education.

Phil is single and lives in Memphis, Tenn.



MAX McCARTNEY
College Scout

Max McCartney is in his eighth season with the Steelers and his 37th year in football. He spent 23 years as a college coach, beginning in 1959 as an assistant to Don Coryell at Whittier College. McCartney is primarily responsible for scouting the midwest region of the country.

McCartney coached at Whittier, San Diego State, Utah State, Stanford, Cal-Berkeley, and Illinois. He also coached two seasons in the CFL for the British Columbia Lions (1977) and Calgary Stampeders (1978).

In 1979 McCartney served as an administrative assistant for the San Francisco 49ers, and in 1987 he was a scout for the San Diego Chargers.

McCartney played linebacker and running back at Whittier College. He graduated in 1959 with an education degree, and received his master's in 1962.

Max and his wife Pamela live in Monticello, Illinois.



BOB LANE
College Scout

Bob Lane is in his 10th season with the Steelers and 12th year in scouting. He joined the personnel department as a college scout in June of 1995, after spending the previous eight seasons as the Steelers' BLESTO scout. Lane is primarily responsible for scouting the western region of the country.

Lane played linebacker and tight end for Baylor, where he graduated with a bachelor's degree in physical education in 1963.

He signed with the San Diego Chargers, where he played linebacker for Chuck Noll 1963-64 and was a member of their 1963 AFL Championship team.

Lane coached college football for 20 years with stops at Yacima J.C. (1965-67), University of California-San Diego (1968), San Diego State (1969), Cal Poly-San Luis Obispo (1970-81), and Northern Arizona (1982-84).

Lane, 57, joined BLESTO in 1985. Bob and wife Dawn have five children - daughters Duffy and Kelly, and sons Randy, Curtis, and Robby. The Lane family lives in Bend, Oregon.

TRAINING STAFF



JOHN NORWIG
Head Trainer

John Norwig is in his sixth year as the Steelers' head trainer and his 18th year in athletic training. His training career began in 1979 as athletic trainer at Bellefonte (Pa.) High. Norwig then served six years as assistant trainer and health education instructor at Penn State (1980-85). During that time he assisted the San Francisco 49ers at their 1984 training camp. Norwig was head athletic trainer at Vanderbilt (1986-91) before joining the Steelers.

Norwig earned a bachelor's degree in health and physical education from Penn State in 1979 and a master's in health education in 1984. He is a member of the American College of Sports Medicine, American Orthopedic Society for Sports Medicine, and the National Athletic Trainers Association.

John was born on November 6, 1957 in Hanover, Pennsylvania. He and his wife Emily have two children – daughter, Erin (11/12/92) and son Nicolas (12/20/95). The Norwigs live in the North Hills.



CHET FUHRMAN
Conditioning Coordinator

Chet Fuhrman was named conditioning coordinator in February of 1992 following 10 years as strength and conditioning coach at Penn State. Fuhrman is in his 18th year of strength training.

A native of Harrisburg, Pa., Fuhrman served as the assistant strength and conditioning coach at Penn State from 1979-80. He was named the first strength and conditioning coach ever at Weber State in Ogden, Utah in 1981, returning to Penn State to take charge of the strength and conditioning program in 1982.

Fuhrman, 44, graduated from Central State University in Edmond, Okla. in 1973 with a degree in physical education. He spent the next five years as strength coach and assistant coach in football and track at Harrisburg and Steelton-Highspire High Schools. Fuhrman is a member of the National Strength and Conditioning Association.

Chet and his wife Lisa have three children – son Michael (4/12/90) and daughters Erica (10/27/88) and Maria (10/13/95).



RICK BURKHOLDER
Assistant Trainer

Rick Burkholder is in his fourth year in the NFL since joining the Steelers in July of 1993. From 1990 - 1992, he served as assistant football trainer at the University of Pittsburgh.

A 1987 graduate of Pitt, Burkholder earned a master's degree in athletic training in 1989 at the University of Arizona. While there, he spent two years as a graduate assistant and one as an assistant trainer.

While a student at Pitt, Burkholder was a member of the soccer team and interned in the sports information office and for the New England Patriots. He received the 1986 George I. Carson Award for outstanding contributions in the athletic department and achievement in the classroom.

Rick is a certified trainer and a member of the National Athletic Trainers Association. He currently is the Western representative to the Pennsylvania Athletic Trainers Society. Rick was born on March 14, 1964 in Carlisle, Pennsylvania. He is single and lives in Pittsburgh.

EQUIPMENT & VIDEO STAFF



TONY PARISI
Equipment Manager

Tony Parisi enters his 32nd year as the Steelers' equipment manager. He joined the organization in 1965 after five seasons as the head trainer and backup goaltender for the Pittsburgh Hornets hockey team.

For 31 seasons Parisi has overseen all of the purchasing, fitting, customizing, issuing, and reconditioning of the Steelers' equipment and uniforms.

A native of Canada, Parisi enjoyed a 16-year career playing hockey, mostly at the professional level, from 1949-65. In 1950-51, he played in the Chicago Blackhawks organization, and he also spent five years playing hockey in Europe.

Tony was born in Niagara Falls, Canada on March 30, 1933. Tony and his wife Joan have two daughters, Paula and Beth. The Parisis live in Mt. Lebanon.



RODGERS FREYVOGEL
Field/Equipment Manager

Rodgers Freyvogel begins his 17th season as the Steelers' field manager since joining the organization in 1980. Freyvogel oversees the preparation and maintenance of the Steelers' practice fields at their St. Vincent College training camp as well as at Three Rivers Stadium. He also assists equipment manager Tony Parisi in the issuing and reconditioning of the players' equipment and uniforms.

Freyvogel also manages the miscellaneous practice equipment that the team uses throughout training camp and the season, such as footballs, blocking sleds, and field equipment.

Freyvogel was born August 13, 1951 in Pittsburgh, Pennsylvania. He grew up on Pittsburgh's North Side, where he attended North Catholic High School. Rodgers and his wife Rebecca live in Warrendale.



BOB MCCARTNEY
Video Coordinator

Bob McCartney has seen the responsibilities of his job undergo dramatic changes in his 23 years as the Steelers' film and video director. He was named film director in 1973 and expanded into video in 1986 when the NFL went from film to video tape format.

Prior to taking over the filming operation, McCartney worked in the Steelers' ticket office.

McCartney, a Pittsburgh native, attended South Catholic High School. He graduated from Wheeling (W.V.) Jesuit College in 1972 with a bachelor's degree in English.

Bob and his wife Gail have two children - daughter Kathleen (13) and son Robert (7). Bob was born in Pittsburgh on May 16, 1950. The McCartneys live in Mt. Lebanon.

STEELERS VETERANS



STEVE AVERY – FB

43

HEIGHT– 6-2

WEIGHT– 229

COLLEGE– Northern Michigan

BIRTHDATE– August 18, 1966

BIRTHPLACE– Milwaukee, Wisconsin

HOW ACQUIRED– Veteran Free Agent (1993)

NFL EXPERIENCE– 3rd Year

GAMES PLAYED-STARTED– '89 (1-0), '90 (0-0), '91 (1-0), '92 (0-0), '93 (0-0), '94 (14-1), '95 (11-3)

CAREER TOTALS: 27-4

STEELERS TOTALS: 25-4

PRO: Dedicated athlete brings unchecked enthusiasm and never say quit attitude to game . . . Has been released 7 times in career, including once by Steelers, but signed to Pittsburgh's active roster for Kansas City playoff game following 1993 season . . . Standout special teamer and backup FB . . . **1995:** Played 11 games and made career high 3 starts . . . Finished 9th on team with 9 special teams stops . . . Made 1st start of season at Houston (9/10) and had 2 special teams tackles . . . Made 3 catches for 13 yards vs. Minnesota (9/24) . . . Made 2nd career start for injured John L. Williams vs. San Diego (10/1) . . . Replaced Williams at Jacksonville (10/8) and scored first career TD on 18-yard side-line reception, breaking three tackles along the way . . . Set career marks with 5 catches for 44 yards . . . Started following week vs. Cincinnati (10/19) and added 1 catch for 9 yards . . . Had season-high 3 special teams stops at Chicago (11/5) . . . Suffered groin injury vs. Cleveland (11/13) and missed next five games . . . Returned for regular-season finale at Green Bay (12/24) and made 1 more catch for 9 yards . . . Inactive during postseason . . . **1994:** Played 14 regular-season games and both playoff contests, with 1 start . . . Special teams leader finished season tied 2nd with 13 tackles . . . Made 1st NFL rush for 5 yards on Monday Night Football vs. Houston (10/3) . . . 1st NFL reception for 2 yards came vs. Philadelphia (12/11) . . . Made 1st NFL start at FB in season's final game at San Diego (12/24) . . . Had season-best 2 special teams tackles at Cincinnati (12/4) and vs. Cleveland (12/18) . . . **1993:** Returned to Steelers to play in 1993 playoff game at Kansas City (1/8) after being waived Aug. 23 . . . Spent 1993 training camp with Steelers . . . **1992:** Attended Green Bay Packers' training camp . . . Did not play in NFL . . . **1991:** Played in 1 game for Packers, after spending 2 weeks on Steelers' practice squad . . . **1990:** Spent 1st half of season on Packers' practice squad . . . Did not play in NFL . . . **1989:** Played 1 game for Houston Oilers and spent a month on Kansas City Chiefs' practice squad . . . **World League:** Played 2 seasons (1991-92) for WL Birmingham Fire under Chan Gailey, starting 12 of 20 games, rushing for 182 yards and 1 TD on 49 carries.

COLLEGE: Completed career as school's all-time rushing leader after 4 seasons as starter, rushing for 3,842 yards and 42 TDs on 848 carries . . . In 1987, scored 12 TDs and rushed for 1,300 yards to rank 5th in nation and lead team for 4th straight year . . . Graduated with degree in business management.

PERSONAL: Married (Sandy) during offseason . . . Lives in Pittsburgh . . . Attended Brookfield (Wisconsin) High, playing RB and DE . . . Ranked 2nd in state in pole vault . . . Plays 4 musical instruments and writes own music . . . Did tribute song for Johnny Gammage (Ray Seal's cousin) . . . Started clothing line (G.E.T. Intense) with teammate Jim Miller . . . Full name: Steven George Avery.

AVERY'S NFL RECORD

Regular Season

RUSHING	No.	Yds.	Avg.	LG	TD
1989 Houston AFC	0	0	0.0	0	0
1991 Green Bay NFC	0	0	0.0	0	0
1993 Pittsburgh AFC	0	0	0.0	0	0
1994 Pittsburgh AFC	2	4	2.0	5	0
1995 Pittsburgh AFC	1	3	3.0	3	0
NFL Totals– 3 years	3	7	2.3	5	0

RECEIVING	No.	Yds.	Avg.	LG	TD
1989 Houston AFC	0	0	0.0	0	0
1991 Green Bay NFC	0	0	0.0	0	0
1993 Pittsburgh AFC	0	0	0.0	0	0
1994 Pittsburgh AFC	1	2	2.0	2	0
1995 Pittsburgh AFC	11	82	7.5	18t	1
NFL Totals– 3 years	12	84	7.0	18t	1

	Postseason				
RUSHING	No.	Yds.	Avg.	LG	TD
1993 Pittsburgh AFC	0	0	0.0	0	0
1994 Pittsburgh AFC	0	0	0.0	0	0
1995 Pittsburgh AFC	0	0	0.0	0	0
NFL Totals- 3 years	0	0	0.0	0	0

	No.	Yds.	Avg.	LG	TD
RECEIVING					
1993 Pittsburgh AFC	0	0	0.0	0	0
1994 Pittsburgh AFC	0	0	0.0	0	0
1995 Pittsburgh AFC	0	0	0.0	0	0
NFL Totals- 3 years	0	0	0.0	0	0

AVERY'S SINGLE GAME CAREER HIGHS

Regular Season

Receptions— 5 (10-8-95 at Jacksonville)

Yards Receiving— 44 (10-8-95 at Jacksonville)

Longest Reception— 181 (10-8-95 at Jacksonville)



JOHNNIE BARNES — WR

80

HEIGHT— 6-1

WEIGHT— 185

COLLEGE— Hampton University

BIRTHDATE— July 21, 1968

BIRTHPLACE— Suffolk, Virginia

HOW ACQUIRED— Veteran Free Agent (1995)

NFL EXPERIENCE— 5th Year

GAMES PLAYED-STARTED— '92 (1-0), '93 (14-0), '94 (11-0), '95 (3-0)

CAREER TOTALS: 29-0

STEELERS TOTALS: 3-0

PRO: Former Collegiate Division II 400 Meters Champion adds outstanding speed to Steelers' receiving corps . . . Spent 1st 3 NFL seasons with the San Diego Chargers, used primarily as 4th receiver . . . Signed with Steelers March 30, 1995 . . . **1995:** Played first three games of season as 4th receiver and special teamer before suffering season-ending knee injury at Miami (9/18) . . . Made special teams tackles in each of 1st two games . . . Tied career marks with 3 receptions and 48 yards at Miami (9/18) before injury . . . Knee injury led to infection and was inactive next 5 games . . . Placed on injured reserve Nov. 2 . . . **1994:** Played 11 games as reserve WR . . . Did not play in 3 games and was inactive for final 2 games of season . . . Also inactive for playoff game vs. Miami (1/8) and Championship game at Pittsburgh (1/15) . . . Did not play in Super Bowl XXIX vs. San Francisco (1/31) . . . **1993:** Barnes caught 10 passes for 137 yards . . . Caught at least one pass in 6 of 14 games played . . . 3 catches vs. Denver (12/5) was single-game career-high . . . Also caught 2 passes in 2 nationally-televised contests on Monday Night Football at Indianapolis (11/29) and on ESPN's Sunday Night Football vs. Chicago (11/14) . . . Posted 1st-career reception at Denver (9/12) in 2nd game of season . . . Made one catch against Houston (9/19) and one at Pittsburgh (10/10) . . . **1992:** Productive small-college player spent rookie season getting acclimated to NFL . . . Played in one game, at Houston (9/27), but did not make any catches in 1992 . . . Released on final roster cutdown Aug. 31, then re-signed to practice squad Sept. 1 . . . On practice squad 1st 3 games of season . . . Activated from practice squad Sept. 25 for game at Houston (9/27) . . . Inactive Games 5-6 vs. Seattle (10/4) and at Indianapolis (10/18) . . . Active but did not play vs. Denver (10/25) . . . Placed on reserve-injured list Oct. 30 with shoulder injury suffered in practice . . . Spent remainder of season on reserve-injured . . . Drafted in 9th-round, 231st player chosen overall by San Diego in 1992.

COLLEGE: Led Hampton Pirates in receptions and receiving yards 4 consecutive years . . . Holds school's all-time career records with 3,080 career receiving yards and 22 touchdown receptions . . . Holds single-season pass reception record with 50 in 1991 . . . 134 career receptions was one shy of school's career mark . . . All-CIAA 1st-team pick after registering school-record 50 catches for 934 yards, including 18.7-yard average and 7 TDs in 1991 . . . Standout sprinter in college, earning all-American honors 13 times during career . . . Ranked 24th in world in 400 meters with best time of 45.24 in 1992 . . . Holds record in 400 meters at Duke Relays, North Carolina State, Colonial Relays and CIAA Championships . . . NCAA Division II 400-meter champ in 1990, earning silver medal in that event at 1990 Olympic Sports Festival . . . National runner-up in 400-meter hurdles and gold medalist in 1600-meter relay . . . Physical education major in college.

PERSONAL: Single . . . Lives in Suffolk, Virginia . . . All-Conference and all-Area selection in both football and track for John F. Kennedy High in

Suffolk . . . Pittsburgh Steelers fan while growing up and Kellen Winslow was favorite NFL player . . . Full name: Johnnie Darnell Barnes.

BARNES' NFL RECORD

Regular Season

RECEIVING

	No.	Yds.	Avg.	LG	TD
1992 San Diego AFC	0	0	0.0	0	0
1993 San Diego AFC	10	137	13.7	21	0
1994 San Diego AFC	1	6	6.0	6	0
1995 Pittsburgh AFC	3	48	16.0	25	0
NFL Totals- 4 years	14	191	13.6	25	0

Postseason

RECEIVING

	No.	Yds.	Avg.	LG	TD
1992 San Diego AFC	0	0	0.0	0	0
1994 San Diego AFC	0	0	0.0	0	0
1995 Pittsburgh AFC	0	0	0.0	0	0
NFL Totals- 4 years	0	0	0.0	0	0

BARNES' SINGLE GAME CAREER HIGHS

Regular Season

Receptions- 3 (12-5-93 vs. Denver) (9-18-95 at Miami)

Yards Receiving- 48 (9-18-95 at Miami)

Longest Reception- 25 (9-18-95 at Miami)



MYRON BELL - S

40

HEIGHT- 5-11

WEIGHT- 203

COLLEGE- Michigan State

BIRTHDATE- September 15, 1971

BIRTHPLACE- Toledo, Ohio

HOW ACQUIRED- Draft (5th in 1994)

NFL EXPERIENCE- 3rd Year

GAMES PLAYED-STARTED- '94 (15-0); '95 (16-9)

CAREER TOTALS: 31-9

PRO: Hard-hitting, athletic safety returns to secondary with experience of starter . . . **1995:** Dime defender promoted to starting unit when Carnell Lake moved to cornerback . . . Played first full season and made first 9 career starts . . . 1st career interception at Houston (9/10) and had season-high 2 special teams tackles . . . Made 1st career start at SS vs. Jacksonville (10/29) and contributed 2 solo tackles . . . Started remainder of season including postseason games . . . Had 4 solo tackles and first career forced fumble at Chicago (11/5) . . . Had 5 tackles following week vs. Cleveland (11/13) . . . Added 5 more stops and forced Leroy Hoard fumble at Brown's 32 yard line to set 1st quarter TD at Cleveland (11/26) . . . Was 2nd FF on season . . . 2nd career interception that led to FG and 3 solo stops at Oakland (12/10) . . . Season high 7 tackles and a pass defense vs. New England (12/16) . . . Finished postseason fifth on team with 14 tackles . . . Tied career mark with 7 stops in AFC Championship game vs. Indianapolis (1/14) . . . 3 tackles in Super Bowl XXX vs. Dallas (1/28) . . . **1994:** Lined up in dime defense and on special teams as rookie . . . Played 15 games and contributed 5 defensive tackles, 2 pass defenses and tied 2nd with 13 tackles on special teams . . . Did not play at Seattle (9/25) . . . Made 1st defensive tackle at Arizona (10/30) . . . Recorded 2 special teams tackles at Cleveland (9/11), at N.Y. Giants (10/23), at L.A. Raiders (11/27) . . . Made a solo special teams tackle in 7 other games . . . Made 2 defensive tackles and 1 pass defense in playoff game vs. Cleveland (1/7) . . . Was 141st player drafted overall . . . Drafted with choice from Chicago in Tim Worley trade.

COLLEGE: 3-year starter who was Worley mention all-Big Ten each of last 2 seasons . . . Started entire senior year at RCB, making 66 tackles to rank 3rd on team . . . Had 4 FF and led conference with 4 FR . . . As junior, started 8 games at weakside CB, 3 at SS . . . Made 10 starts as sophomore with 9 at SS, 1 at FS . . . Had 73 tackles, 3 Ints . . . Majored in criminal justice.

PERSONAL: Single . . . Lives in Pittsburgh . . . 2-time all-state selection for Macomber-Whitney High in Toledo, Ohio . . . As senior, was city league player of year and state co-back of year . . . Made 6 interceptions as senior, 8 as junior . . . Was football team captain and earned 3 letters each in football, basketball and track . . . Named to all-city 4x100 relay team . . . Nicknamed "Boo." Full name: Myron C. Bell.

BELL'S NFL RECORD

Regular Season

TACKLES	Solo	Asst.	Total	Sp.T.	Sacks	FF	FR
1994 Pittsburgh AFC	5	0	5	13	0.0	0	0
1995 Pittsburgh AFC	22	9	31	8	0.0	2	0
NFL Totals-2 years	27	9	36	21	0.0	2	0

INTERCEPTIONS

INTERCEPTIONS	No.	Yds.	Avg.	LG	TD
1995 Pittsburgh AFC	2	4	2.0	4	0

Postseason

TACKLES	Solo	Asst.	Total	Sp.T.	Sacks	FF	FR
1994 Pittsburgh AFC	1	1	2	0	0.0	0	0
1995 Pittsburgh AFC	7	7	14	1	0.0	0	0
NFL Totals-2 years	8	8	16	1	0.0	0	0



JEROME BETTIS - RB

36

HEIGHT- 5-11

WEIGHT- 243

COLLEGE- Notre Dame

BIRTHDATE- February 16, 1972

BIRTHPLACE- Detroit, Michigan

HOW ACQUIRED- Trade (1996 from St. Louis Rams)

NFL EXPERIENCE- 4th Year

GAMES PLAYED-STARTED- '93 (16-12), '94 (16-16), '95 (15-13)

CAREER TOTALS: 47-41

PRO: Might be considered best acquisition for Steelers during 1996 NFL draft . . . Joined Steelers via trade on April 20 in deal that sent Pittsburgh's 2nd-round pick in 1996 and 4th-round selection in 1997 to St. Louis . . . Two-time Pro Bowler gained 1,000-yards in 1st two seasons in league . . . 11 career 100-yard rushing games . . . Ends Rams' career as record holder for most carries in one game with 39 . . . Ranked 9th on Rams' career rushing list with 3,091 yards . . . Rams owned 4-0 record when Bettis made 30 or more carries . . . **1995:** Started 13 games and led Rams in rushing for 3rd consecutive season with 637 yards . . . Became 4th player in team history and 1st since Eric Dickerson (1983-86) to lead team for 3 consecutive seasons . . . Missed 1st game of career with Game 7 ankle injury to break streak of 40 games played . . . Received Rams' game ball after rushing for 83 yards on 20 carries vs. New Orleans (9/10) . . . First rushing TD of season at Carolina (9/17) . . . Two weeks later vs. Chicago (9/24) gained another 74 yards on 22 carries, including 60 in 2nd half alone . . . Had game-high 19 carries for 88 yards vs. Atlanta (10/12) . . . Left game in 3rd quarter with sprained left foot at Philadelphia (10/29) . . . Missed following game on inactive list at New Orleans (11/5) . . . Miss was 1st of career . . . Returned as starter 1 week later and responded with season best 26 carries for 91 yards, 1 TD vs. Carolina (11/12) . . . 2nd quarter 1-yard TD run was 1st in St. Louis' Trans World Dome . . . Made season-long run of 41 yards and high of 3 receptions at Atlanta (11/19) . . . Run was 2nd longest of career . . . Saw limited action at Buffalo, rushing only once for 3 yards in 2nd quarter for lowest output of career . . . Scored 3rd TD of season on 4th-down play at Washington (12/17) . . . Caught season-high 25 yards, including long of 19 yards vs. Miami (12/24) . . . Reported late to training camp in contract dispute (8/4) . . . **1994:** Registered second consecutive 1,000-yard rushing season by collecting 1,025 yards on 319 carries, finishing 4th in NFC and 9th in NFL . . . Named to NFC Pro Bowl squad for 2nd consecutive year; 1st Rams' running back since Eric Dickerson (1985-96) to earn honor in 1st two NFL seasons and 1st Rams' player to earn back-to-back honors since tackle Jackie Slater (1988-89) . . . One of 4 offensive players to start every game . . . Was club's 1st back-to-back 1,000-yard rusher since Greg Bell's 1,212 in 1988 and 1,137 in 1989 . . . Fifth on club in receptions with 31 for career-best 293 yards . . . Fifth in NFC in total yardage with 1,318 . . . Gained season-high 132 yards on 35 carries in Rams 16-0 win at Kansas City (9/25), 4th best effort of career . . . Recorded 4 straight 100-yard rushing games in Weeks 2 through 5 (9/11-10/2), matching personal best set in 1993 . . . Was 2 shy of club record of 6 which Eric Dickerson set in 1984 . . . Increased career total of 100-yard rushing games to 11 after running for 117 yards on 29 carries vs. Atlanta (10/2) . . . Eclipsed 2,000-rushing yard barrier for career after gaining 65 yards on 22 carries vs. Green Bay (10/9) . . . Had season and career-high 34-yard reception in 17-10 win over N.Y. Giants (10/16) . . . Recorded career-high 6 receptions for 21 yards in Rams' 27-21 victory in Week 10 over Denver (11/6) . . . Scored 1st two-point conversion in club history in 4th quarter at San Francisco (11/20), ended with 2 for season . . . Caught 1st career TD pass on 3-yard reception in Week 14 vs. New Orleans (12/4) . . . **1993:** Received

several post-season honors including Associated Press, Pro Football Weekly, Sporting News, Pro Football Writers Association Rookie of Year honors . . . Split 1993 NFL Rookie of Year award with former Notre Dame teammate and Seattle QB, Rick Mirer . . . Finished rookie season with 7th-best rookie rushing total in league history and 4th-highest single season rushing total in Rams history . . . Also was recipient of Carroll Rosenbloom and Dan Reeves award given to Rams' most valuable player and rookie of year . . . Finished 2nd in NFL in rushing yards (57 yards behind Dallas' Emmitt Smith for rushing title) and 3rd in league in total yards from scrimmage (behind Buffalo's Thurman Thomas and Smith) . . . Became 1st Rams rookie to rush for more than 1,000 yards since Eric Dickerson ran for 1,808 in 1983 . . . 1st Rams rookie to make Pro Bowl since 1985 (P Dale Hatcher) and 1st running back since 1987 (Charles White) . . . Joined DT Sean Gilbert to become 1st Rams to make Pro Bowl since 1990 . . . Recorded seven 100-yard games (most by Rams RB since Charles White had seven in 1987) . . . Seven 100-yard games tied with Emmitt Smith and Thurman Thomas for league high . . . Registered first 100-yard game of career vs. New Orleans (10/3) with 102 yards . . . Became 8th rookie back in NFL history to run for 200 yards in single game with career-high 212-yard performance against Saints (12/12) . . . First rookie to accomplish feat since Bo Jackson ran for 221 yards against Seattle in 1987 . . . Set Rams' record for most attempts rushing in a single game with 39 carries for 146 yards in season finale against Chicago (1/2/94) . . . Became only 2nd back in 22 games to rush for more than 100 yards against a Dave Wannsted coached defense . . . Had 5 catches for career-high 71 yards against Bears (1/2/94) . . . Registered career-high 217 yards from scrimmage against Chicago (146 rushing, 71 receiving) . . . Was 10th selection in the 1993 NFL Draft.

College: Finished college career at Notre Dame with 337 carries for 1,912 yards (5.7 avg.), 27 TDs, and 32 receptions for 429 yards (13.4 avg.) . . . Closed college career with 75 yards on 20 carries and 2 TDs vs. Texas A&M in Cotton Bowl.

Personal: Single . . . Lives in Detroit . . . Played linebacker and running back for McKenzie High . . . Rated top player in state by Detroit Free Press and was Gatorade Circle of Champions Michigan Player of Year as senior . . . Was subject of 80 football cards in 1993, the most of any rookie in NFL history . . . Avid bowler . . . Has life-time average of over 200 . . . Was introduced to sport by parents to keep him away from streets . . . Splits off-season home between Detroit and Anaheim Hills, Calif. . . . Full name: Jerome Abraham Bettis.

BETTIS' NFL RECORD

Regular Season					
RUSHING	No.	Yds.	Avg.	LG	TD
1993 L.A. Rams NFC	294*	1,429*	4.9	71t	7
1994 L.A. Rams NFC	319*	1,025*	3.2	19	3
1995 St. Louis Rams NFC	183*	637*	3.5	41	3
NFL Totals- 3 years	796	3,091	3.9	71t	13
Receiving	No.	Yds.	Avg.	LG	TD
1993 L.A. Rams NFC	26	244	9.4	28	0
1994 L.A. Rams NFC	31	293	9.5	34	1
1995 St. Louis Rams NFC	18	106	5.9	19	0
NFL Totals- 3 years	75	643	8.6	34	1

BETTIS' SINGLE GAME CAREER HIGHS

Regular Season

Yards Rushing- 212 (12-12-93 at New Orleans)
Rushing Attempts- 39 (1-2-94 vs. Chicago)
Longest Run- 71t (12-12-93 at New Orleans)
TDs Rushing- 1 (10 times, Last: 11-6-94 vs. Denver)
100-yard Games- 11, (Last: 10-2-94 vs. Atlanta, 29-117)
Receptions- 6 (11-6-94 vs. Denver)
Yards Receiving- 71 (1-2-94 vs. Chicago)
Longest Reception- 34 (10-16-94 vs. N.Y. Giants)

* Team Leader

NFL HOME-FIELD RECORDS IN THE PAST FIVE SEASONS COMBINED

Rank	Team	Record	Winning%
1.	San Francisco	33-7	.825
	Kansas City	33-7	.825
3.	Pittsburgh	31-9	.775
	Dallas	31-9	.775
5.	Buffalo	29-11	.725
	Denver	29-11	.725
	Detroit	29-11	.725



CHAD BROWN - LB

94

HEIGHT- 6-2

WEIGHT- 240

COLLEGE- Colorado

BIRTHDATE- July 12, 1970

BIRTHPLACE- Pasadena, California

HOW ACQUIRED- Draft (2nd in 1993)

NFL EXPERIENCE- 4th Year

GAMES PLAYED-STARTED- '93 (16-9), '94 (16-16), '95 (10-10)

CAREER TOTALS: 42-35

PRO: Brown's undeniable skills are gaining league-wide recognition . . . One of Steelers' most physically talented players . . . Athletic ability and quickness enable Brown to play ILB as well as OLB in dime alignment . . . **1995:** Started first 10 games before high ankle injury sidelined him for Game 8 and final 5 games of season . . . Led defense with 7 stops and a sack in opener vs. Detroit (9/3) . . . Followed up with career high 3 sacks and 6 tackles at Houston (9/10) . . . Added .5 sack at Miami (9/18) . . . Had one sack and 4 tackles vs. San Diego (10/1) . . . Suffered ankle injury vs. Cincinnati (10/19) . . . Was leading NFL with 5.5 sacks at time of injury . . . Inactive Game 8 vs. Jacksonville (10/29), 1st game ever missed in career including high school, college, and NFL . . . Start next 3 games, but split time with Jerry Olsavsky . . . Sidelined for final 5 games . . . Returned for postseason and had 2 stops vs. Buffalo (1/6) . . . Made 1st postseason sack vs. Indianapolis (1/14) in Championship game . . . Had 3 stops in Super Bowl XXX (1/28) . . . **1994:** Started every game and led team with career-high 119 tackles (90 solo) . . . Third on team with 8.5 sacks and added 1 interception, 6 blocked passes and 2 forced fumbles . . . Made 10 or more tackles in 4 games, including 14 (12 solo) at Seattle (9/25) . . . Had 12 tackles (10 solo) at Arizona (10/30) . . . Was team's leading tackler in six games . . . Made 1st career-interception vs. Cleveland (12/18) to end key 4th-quarter drive . . . Started both playoff games and made 7 tackles and 1 blocked pass . . . **1993:** Selected team's rookie of the year by Pittsburgh chapter of Pro Football Writers as well as NFL All-Rookie by Pro Football Weekly/Pro Football Writers and Football News . . . Finished with 69 tackles (43 solo), 3 sacks, 2 forced fumbles, 10 QB pressures, 1 pass defended . . . Also had 6 special teams tackles . . . Missed 1st 10 days of training camp, reporting July 26, but became only rookie to make more than 4 starts . . . Started last 9 games at ILB after playing on special teams and as OLB in nickel and dime defense through 1st 7 . . . In 1st NFL start got 2 sacks, 6 tackles, 1 forced fumble at Cincinnati (11/7) to earn defensive game ball . . . Led team with 9 tackles vs. Buffalo (11/15) . . . Had 10 tackles at Miami (12/13) including 1 sack, 1 forced fumble, 2 QB pressures . . . In playoff game at Kansas City (1/8) made 10 tackles, 1 QB pressure, 1 special teams tackle . . . Drafted with choice obtained from Indianapolis in draft day trade . . . Was 44th player drafted overall, 4th LB behind Marvin Jones, Wayne Simmons, Demetrius DeBose.

COLLEGE: Completed career ranked 4th in school history with 369 tackles, 3rd in solo tackles with 242 . . . Started at OLB last 2 years after playing ILB for 1st 2 . . . As senior made 88 tackles, 6 sacks after making 8 sacks and 125 tackles as junior . . . Made 6 starts at ILB as sophomore, getting 106 tackles . . . Set up game-winning TD for national championship vs. Notre Dame in Orange Bowl with forced fumble . . . As Redshirt-freshman made 50 tackles with 1 start . . . Majored in sociology.

PERSONAL: Married (Kristin) . . . Lives in Boulder, Colo., attended John Muir High . . . Named 1st team all-state, Pacific League and San Gabriel Valley player of the year as senior after making 11 sacks, 136 tackles . . . Played LB, TE and FB, making 13 catches for 127 yards, 4 TDs, 40 rushes for 320 yards, 3 TDs . . . Led team to 14-0 record as junior . . . Also lettered in track . . . Owns snake and reptile business, Pro Exotics, in Boulder, Colo. . . Full name: Chadwick Everett Brown.

BROWN'S NFL RECORD

Regular Season

TACKLES	Solo	Asst.	Total	Sp.T.	Sacks	FF	FR
1993 Pittsburgh AFC	43	26	69	6	3	2	0
1994 Pittsburgh AFC	90	29	119*	5	8.5	2	0
1995 Pittsburgh AFC	20	10	30	0	5.5	1	0
NFL Totals- 3 years	153	65	218	11	17.0	5	0

Postseason

TACKLES	Solo	Asst.	Total	Sp.T.	Sacks	FF	FR
1993 Pittsburgh AFC	4	6	10	1	0	0	0
1994 Pittsburgh AFC	4	3	7	0	0	0	0
1995 Pittsburgh AFC	5	3	8	0	1.0	0	0
NFL Totals- 3 years	13	12	25	1	1.0	0	0

* Team Leader



MARK BRUENER – TE

87

HEIGHT– 6-4

WEIGHT– 254

COLLEGE– Washington

BIRTHDATE– Sept. 16, 1972

BIRTHPLACE– Olympia, Washington

HOW ACQUIRED– Draft (1st in 1995)

NFL EXPERIENCE– 2nd Year

GAMES PLAYED-STARTED–'95 (16-12)

CAREER TOTALS: 16-12

PRO: Experienced pass catcher and improving blocker . . . Productive young player showed sound all-around ability . . . **1995:** One of 6 rookies to make 53-man roster and one of only 3 rookie to play every game . . . Played every game and made 12 starts . . . In Game 2 at Houston (9/10), led team with 2 catches (1st of career) for 24 yards and made 1st career TD, a 15 yarder from Mike Tomczak . . . Made 1st start in 2 TE set at Miami (9/18) . . . Added 2 more grabs and a kick return for 10 yards vs. Minnesota (9/24) . . . Assigned starting role in Game 6 at Jacksonville (10/8) and remained starter for season . . . Made 4 receptions for 32 yards at Cincinnati (11/19) . . . Next week, set season mark with 5 grabs for 34 yards and 2nd TD at Cleveland (11/26) . . . Also had 2nd kick return for 9 yards . . . Scored 3rd TD vs. Houston (12/3) to give Steelers 14-7 halftime lead . . . Started every postseason game . . . Made 1 catch for 6 yards in AFC Championship game vs. Indianapolis (1/14) . . . Started Super Bowl XXX vs. Dallas (1/28) . . . Was 27th player drafted overall, 2nd TE behind Kyle Brady.

COLLEGE: Held Washington's record for career-catches by TE with 90, and ranked 8th overall . . . Had 1,012 receiving yards to rank 3rd on school TE list . . . As senior started every game and finished 2nd on team with 34 receptions for 331 yards, 1 TD . . . Earned 1st-team all-America by Newspaper Enterprise Association as junior, adding 2nd-team honors from UPI . . . All-PAC 10 Conference choice became 1st TE to lead team in receptions since 1972 . . . Had 30 grabs for 414 yards, 3 TDs . . . 1st 100-yard game and career TD in 31-14 victory over Stanford . . . As sophomore, selected 3rd-team all-America by Football News . . . Started every game and caught 21 passes for 210 yards . . . Earned player of the game honors 3 times . . . As true freshman, played every game, most on special teams and as backup TE . . . Building construction major . . .

PERSONAL: Married (Traci) during offseason . . . Lives in Pittsburgh . . . All-State selection and Black Hills League Player of Year at Aberdeen (Wash.) High . . . Lined up at TE and LB . . . As senior, caught 24 passes for 424 yards, 6 TDs . . . Recorded 75 tackles, including 10 sacks . . . Also lettered in track . . . Finished 5th in state Class AA meet in javelin (184'4").

BRUENER'S NFL RECORD

		Regular Season			LG	TD
RECEIVING		No.	Yds.	Avg.		
1995 Pittsburgh AFC		26	238	9.2	29	3
		Postseason			LG	TD
RECEIVING		No.	Yds.	Avg.		
1995 Pittsburgh AFC		1	6	6.0	6	0

BRUENER'S SINGLE GAME CAREER HIGHS

Regular Season

Receptions– 5 (11-26-95 at Cleveland)
Yards Receiving– 34 (11-26-95 at Cleveland)
Longest Reception– 29 (9-24-95 vs. Minnesota)

STEELERS AT THREE RIVERS STADIUM

MONTH-BY-MONTH* (1970-1995)

Year	Sept.	Oct.	Nov.	Dec.	Jan.	Year	Sept.	Oct.	Nov.	Dec.	Jan.
1970	0-1	1-0	3-1	0-1	—	1984	1-1	2-1	2-0	1-0	—
1971	1-0	2-0	2-1	0-1	—	1985	2-1	1-0	1-1	1-1	—
1972	1-0	2-0	3-0	2-1	—	1986	0-1	1-2	2-0	1-1	—
1973	2-0	3-0	1-1	1-0	—	1987	1-0	2-0	0-2	1-1	—
1974	1-1	2-0	1-0	2-1	—	1988	1-1	1-2	1-1	1-0	—
1975	0-1	2-0	2-0	3-0	1-0	1989	1-1	1-1	1-1	1-1	—
1976	1-1	2-0	2-0	1-0	—	1990	1-1	2-0	1-0	2-1	—
1977	1-1	2-0	2-0	1-0	—	1991	2-0	0-2	1-1	2-0	—
1978	2-0	2-1	2-0	2-0	1-0	1992	1-0	1-0	3-0	2-1	0-1
1979	2-0	2-0	2-0	3-0	1-0	1993	1-1	2-0	1-0	1-1	1-0
1980	2-0	0-2	3-0	1-0	—	1994	1-1	2-0	2-0	2-0	1-1
1981	2-1	2-0	1-1	0-1	—	1995	1-1	2-1	1-0	2-0	2-0
1982	1-0	—	—	2-0	1-1	Total	29-17	42-12	41-11	35-13	8-3
							(63%)	(78%)	(79%)	(73%)	(73%)

* Includes Regular and Postseason only.



BRENTSON BUCKNER – DE 96

HEIGHT– 6-2
WEIGHT– 310
COLLEGE– Clemson
BIRTHDATE– September 30, 1971
BIRTHPLACE– Columbus, Georgia
HOW ACQUIRED– Draft (2nd in 1994)
NFL EXPERIENCE– 3rd Year
GAMES PLAYED-STARTED– '94 (13-5); '95 (16-16)
CAREER TOTALS: 29-21

PRO: Versatile, large-framed run stopper with quickness to keep pressure on quarterback . . . Can play DT or DE, also contributed on special teams . . .

1995: Started every game and almost tripled contribution from rookie season . . . Made 11 starts at LE and made 5 starts at NT for Joel Steed . . . Finished with 48 tackles, 3 sacks and 8 stops behind the line of scrimmage . . . 3rd on team with 24 QB pressures . . . 2nd-best day of season vs. San Diego (10/1) with 6 tackles (5 solo) . . . Followed up with 4 stops and 1/2 sack at Jacksonville (10/8) next week . . . Switched to NT for Game 8 vs. Jacksonville (10/29) and had season-highs with 7 tackles, 1.5 sacks and 3 QB pressures . . . In next outing at Chicago (11/5) had 4 stops and forced fumble . . . At Cleveland (11/26) started NT, but moved to LE during game when Steed returned to play . . . Returned to LE position vs. Houston (12/3) . . . Recovered Drew Bledsoe fumble caused by Ray Seals vs. New England (12/16) and returned 46 yards for 1st career TD . . . Started every postseason game and added 4 more tackles . . .

1994: Played 13 games, starting final 5 at RE . . . Made 18 tackles, 2 sacks and 6 QB pressures . . . Was inactive for Games 1-3 . . . Played 1st game at Seattle (9/25) . . . Made 1st sack vs. Cincinnati (10/16) . . . Second sack at N.Y. Giants (10/23) . . . Blocked 4th quarter FG vs. Buffalo (11/14) . . . Started for injured Gerald Williams at L.A. Raiders (11/27) and made 3 stops . . . Recovered fumble forced by Greg Lloyd at Cincinnati (12/4) to help preserve a 14-7 3rd quarter lead . . . Made season-high 6 tackles vs. Cleveland (12/18) . . . Started both playoff games and led team with 2 sacks . . . Top tackler with 5 stops vs. Cleveland (1/7) . . . Added 4 more tackles in Championship game vs. San Diego (1/15) . . . Was 50th player drafted overall.

COLLEGE: Made 22 sacks to rank 3rd in school history, 46 TFL to rank 4th . . . Set school record with 1,220-pound lift on leg sled . . . As senior, named 1st team all-ACC, after starting last 11 games and leading team with 6.5 sacks and 10 TFL, ranking 2nd with 84 tackles . . . Started every game at NG as junior, and made 85 tackles, 8 sacks, 18 TFL and led team with 18 QB pressures . . . Played 10 games as freshman backup NG . . . Graduated with degree in English.

PERSONAL: Married (Denise) . . . Lives in Columbus, Georgia . . . Attended Carver High in Columbus, Georgia . . . Named all-America by Street & Smith's, all-state and all-Dixie . . . As senior DT made 112 tackles with 16 sacks, 15 FF, and also rushed for 395 yards as FB and handled kickoffs . . . Earned 4 letters in football, 3 in track, 3 in basketball and 2 in baseball . . . Won state shot put title with 58' 3-1/2" heave . . . Has 7 sisters and 2 brothers . . . Is 1 of 3 athletes from Carver High to have jersey retired . . . Full name: Brentson Andrqe Buckner.

BUCKNER'S NFL RECORD

Regular Season

TACKLES	Solo	Asst.	Total	Sp.T.	Sacks	FF	FR
1994 Pittsburgh AFC	13	5	18	0	2.0	0	1
1995 Pittsburgh AFC	29	19	48	0	3.0	1	1
NFL Totals– 2 years	42	24	66	0	5.0	1	2

Postseason

TACKLES	Solo	Asst.	Total	Sp.T.	Sacks	FF	FR
1994 Pittsburgh AFC	6	3	9	0	2.0*	0	0
1995 Pittsburgh AFC	3	1	4	0	0.0	0	0
NFL Totals– 2 years	9	4	13	0	0.0	0	0

*Team leader

IMPORTANT DATES

- July 15 — Training Camp Opens
- July 18 — Veterans Report to Camp
- July 20 — Scrimmage with Washington Redskins at Latrobe
- July 23 — Scrimmage with Washington Redskins at Frostburg, MD
- July 28 — Hall of Fame Game & Introduction Ceremonies
- Aug. 20 — Roster cutdown to maximum of 60 players
- Aug. 25 — Roster cutdown to maximum of 53 players
- Aug. 26 — Clubs may establish practice squad of five players
- Oct. 8 — Trading deadline



BERNARD DAFNEY – OL

72

HEIGHT– 6-5

WEIGHT– 329

COLLEGE– Tennessee

BIRTHDATE– November 1, 1968

BIRTHPLACE– Los Angeles, California

HOW ACQUIRED– Unrestricted Free Agent from Arizona (1996)

NFL EXPERIENCE– 5th Year

GAMES PLAYED-STARTED– '92 (2-0), '93 (16-4), '94 (16-16), '95 (11-8)

CAREER TOTALS: 45-28

PRO: Hugh, wide-body guard capable of dominating line of scrimmage . . . Has showed outstanding ability and strength . . . Versatile lineman has started at both tackle and guard . . . Began career as ninth-round draft selection by Houston in 1992 . . . **1995:** Joined Arizona in Week 3 after being released by the Minnesota Vikings and started 8 of 11 games played . . . **1994:** Started entire season for 1st time in career . . . Began pre-season as starting LT but move to RG where he started every game . . . Helped protect Warren Moon enough for him to set Vikings' record for most passing yards in a season (4,264) in 1994 . . . Leading back Terry Allen rushed for over 1,000 yards . . . **1993:** Alternated at RT with 4 games (11/4 at Denver through 12/5 at Detroit) before being inserted into starting lineup . . . Started final 4 games of season and playoff game at LT . . . Part of line that set team record by not allowing a sack over final 14 quarters of 1993 . . . 1st ever NFL start came vs. Dallas (12/12) after Vikings' Everett Lindsay was placed on injured reserve . . . Also lined up as extra TE on short yardage and goal line situations . . . **1992:** Signed with Vikings after season opener (9/9) to practice squad . . . Spent 1st 6 weeks of 1992 on practice squad before being activated (10/29) . . . Saw action at tackle against Chicago (11/2) and Tampa Bay (11/8) . . . Although he was active, he did not play the final 7 weeks of the 1992 season . . . Was de-activated for playoff game vs. Washington (1/2) . . . The Vikings signed him to practice squad after was released by Houston (8/31) in preseason . . . The Oilers drafted Dafney in the 9th round of 1992 draft . . . Was 247th player overall.

COLLEGE: Dafney started 8 games as Senior for Tennessee at left tackle and was selected to play in Senior Bowl . . . Was switched from defensive end to offensive line prior to fall drills his junior season . . . Saw action at both LT and RG in 1990 and scored 32-yard touchdown on a "fumbleroosky" in a 40-7 victory over Mississippi State . . . Dafney transferred to Tennessee from Los Angeles Southwest Community College following his sophomore season, when he registered 14 sacks and was named the team's MVP and first-team all-conference . . . In 1988 he recorded 5 sacks and was named all-conference.

PERSONAL: Married (Latricia) with sons Bernard Jr. (2/5/86), Javon (7/11/88) and Brandis (4/9/94) . . . Attended Fremont High School in Los Angeles, where he lettered in football and basketball . . . Full name: Bernard Eugene Dafney.



DERMONTTI DAWSON – C

63

HEIGHT– 6-2

WEIGHT– 288

COLLEGE– Kentucky

BIRTHDATE– June 17, 1965

BIRTHPLACE– Lexington, Kentucky

HOW ACQUIRED– Draft (2nd in 1988)

NFL EXPERIENCE– 9th Year

GAMES PLAYED-STARTED– '88 (8-5), '89 (16-16), '90 (16-16), '91 (16-16), '92 (16-16), '93 (16-16), '94 (16-16), '95 (16-16)

CAREER TOTALS: 120-117

PRO: Unmatched at center position . . . Durable, dependable player has started every game since 1989 . . . Has played 120 consecutive games with 116 straight starts over past 8 seasons . . . NFL peers have voted him to four straight Pro Bowls . . . Teammates selected offensive team captain for 3rd consecutive year in 1995 . . . Is only Steeler to start every game for team over the past 7 seasons, starting every game at C since departure of 9-time Pro Bowl C Mike Webster . . . Only returning lineman who started every game at same position . . . Made 5 starts at G before moving to C in 1989 . . . Doubled as long-snapper until 1993 . . . **1995:** Named offensive team captain by team vote for 3rd consecutive season . . . Consensus all-Pro earned honors from Associated Press, College & Pro Football Weekly, Football Digest, Football News, Pro Football Writers Association, Sporting News, United Press International and USA Today . . . Voted starting center for 4th consecutive year . . . Was named starter

on all 3 ballots (coaches, players, and fans) ... Integral part of line that held opponents to 24 sacks as team set record with 592 pass attempts ... Line allowed one sack per 24.7 pass attempts ... Started both playoff games and Super Bowl XXX vs. Dallas (1/28) at C ... **1994:** Named to all-Pro teams by AP, C&PFN, FD, PFWA, SN and USA Today ... Earned 3rd consecutive Pro Bowl trip as C ... Started all 16 regular-season games and both playoff games ... **1993:** Earned 2nd consecutive Pro Bowl selection as backup C after starting every game for 5th straight season ... Named co-AFC offensive lineman of year with Richmond Webb by NFLPA as well as 1st team all-NFL by AP, Sports Illustrated and FD ... Received game ball along with rest of OL vs. San Diego (10/10) ... Started and played entire playoff game at Kansas City (1/8) ... **1992:** Voted to 1st Pro Bowl as well as 1st team all-NFL by C&PFN ... Started every game for 4th straight season, extending streak to 68 straight starts ... Played every offensive snap until end of 3rd quarter week 11 vs. Indianapolis (11/22) when sidelined by hamstring strain ... Returned to start final 5 games, playing every down in addition to every snap in playoffs vs. Buffalo (1/9) ... **1991:** One of 4 OL to start all 16 games, marking 3rd straight year with 16 starts ... **1990:** Made 16 starts and earned NFL all-underrated team mention from Pro Football Weekly ... **1989:** Started full season at C after move from G, replacing retired Webster ... One of only 2 Steelers OL to start 18 games including playoffs ... **1988:** Started 5 of 8 games played as rookie in addition to handling long-snapping chores ... Missed 8 weeks at midseason with knee injury ... Got 1st NFL start week 4 at Buffalo (9/25) at LG, but suffered sprained knee ... Was on injured reserve from Sept. 26 to Nov. 26, returning to starting lineup at RG vs. Kansas City (11/27) ... Started last 4 games at RG, replacing Terry Long ... Was 44th player drafted overall, 6th OL behind Paul Gruber, Dave Cadigan, Eric Moore, Randall McDaniel and John Elliott.

COLLEGE: 2nd team all-SEC as senior in 2nd year as starting RG ... Placed first in SEC offseason weightlifting competition with total lift of 1,570 lbs. ... Graduated with degree in Kinesiology and Health Promotions.

PERSONAL: Married (Regina) with a son and daughter ... Lives in Gibsonia, Pa. ... Attended Bryan Station High in Lexington, Ky., earning all-state and all-city honors as OT and DT ... Also named All-America, all-state in track ... Wife Regina graduated from Kentucky in 1988 with marketing degree ... Full name: Dermoniti Farra Dawson.



TA'ASE FAUMUI - DL

(Pronounced tah-ah-SAY fah-oo-MOO-ee)

HEIGHT- 6-3

WEIGHT- 278

COLLEGE- Hawaii

BIRTHDATE- March 19, 1971

BIRTHPLACE- Western Samoa

HOW ACQUIRED- Draft (4th in 1994)

NFL EXPERIENCE- 3rd Year

GAMES PLAYED-STARTED- '94 (5-0), '95 (3-0)

CAREER TOTALS: 8-0

78

PRO: Strong utility performer can play both defensive end and tackle positions ... In limited action has shown ability to rush passer and strength to handle inside rush ... **1995:** Development continued ... Active for season opener vs. Detroit (9/3) but did not play ... Played Games 5-7 as backup lineman and on special teams ... **1994:** Slowed by training camp knee injury ... Forced to inactive list for Games 1-11 ... Waited patiently in wings until active for final 5 games when Gerald Williams was placed on reserve/injured ... Played 1st game of career at L.A. Raiders (11/27) and made 1 tackle ... Also made 1 solo tackle at Cincinnati (12/4) ... Did not play in either playoff game ... Was 122nd player drafted overall.

COLLEGE: Played just 1 full season in college ... As senior, named 1st team all-WAC after starting entire season at LDT ... Made 45 tackles, 2 sacks, 4 TFL, 2 FF, 1 FR ... Started full season at LDT as junior and made 54 tackles with 4 sacks, 1 FR ... Made 3 tackles while playing in 4 games as sophomore ... Majored in sociology.

PERSONAL: Single ... Lives in Waiānā, Hawaii ... Named 1st team all-state and Hawaii defensive player of year for Farrington High in Honolulu ... Also won state title in shot put ... Moved with family to Hawaii at age 8 ... Full name: Ta'ase Faumui.

FAUMUI'S NFL RECORD

Regular Season

TACKLES	Solo	Asst.	Total	Sp.T.	Sacks	FF	FR
1994 Pittsburgh AFC	2	0	2	0	0.0	0	0
1995 Pittsburgh AFC	0	0	0	0	0.0	0	0
NFL Totals- 2 years	2	0	2	0	0.0	0	0



DEON FIGURES – CB

21

HEIGHT– 6-0

WEIGHT– 192

COLLEGE– Colorado

BIRTHDATE– January 20, 1970

BIRTHPLACE– Bellflower, California

HOW ACQUIRED– Draft (1st in 1993)

NFL EXPERIENCE– 4th Year

GAMES PLAYED-STARTED– '93 (15-4), '94 (16-15), '95 (14-1)

CAREER TOTALS: 45-20

PRO: Tough, aggressive athlete is example of courage and inspiration on defense after making return from gun shot wound . . . Suffered gun shot wound in knee while driving near Los Angeles home during 1995 offseason . . . Had surgery to repair patella tendon in left knee as a result of shooting . . . **1995:** Spent preseason rehabilitating left knee . . . Played 14 games and recorded 10 tackles, 4 pass defenses and 5 special teams stops . . . Played 18 snaps in dime defense in opener vs. Detroit (9/3) . . . Forced to start and play LCB entire 2nd game at Houston (9/10) due to Rod Woodson (knee) injury and produced season high 4 tackles . . . Added 3 solo stops and 2 special teams tackles vs. Jacksonville (10/29) . . . Inactive at Chicago (11/5) and vs. Cleveland (11/13) . . . Played every postseason game . . . Recovered 4th quarter on-sides kick to set up Bam Morris TD in Super Bowl XXX (1/28) . . . **1994:** Started 15 regular season games and both playoff contests . . . Finished sixth on team with 69 tackles (56 solo) and third with 14 pass defenses . . . Added 1 sack, 1 forced fumble and 3 special teams tackles . . . Made 1st career-sack for 11 yards vs. Philadelphia (12/11) also had forced fumble . . . Led team with 12 tackles (11 solo) vs. Buffalo (11/14) . . . Tied team lead with 5 tackles vs. Cleveland (1/7) in playoff game . . . Did not start vs. Houston (10/3) for team disciplinary reasons . . . **1993:** Played in 15 games with 4 starts in dime defense while also playing LCB in all nickel and dime situations . . . Finished with 38 tackles (34 solo), 1 interception, 1 forced fumble, 2 fumble recoveries, 5 special teams tackles . . . Also returned 5 punts . . . Forced fumble and made 3 solo tackles in opener vs. San Francisco (9/5) . . . Got 1st start at RCB for injured D.J. Johnson week 3 vs. Cincinnati (9/19) and responded with 7 tackles (6 solo) . . . The next week started in nickel defense at Atlanta (9/27) and made 1st interception, returning 78 yards to 1-yard line to set up TD . . . Return was longest by a Steeler since 1988 . . . Set up FG with fumble recovery on special teams vs. San Diego (10/10) . . . Recovered fumble the next week vs. New Orleans (10/17) . . . Started in dime at Houston (11/28), making 8 tackles, and vs. Houston (12/19) but suffered sprained ankle in 2nd quarter . . . Inactive at Seattle (12/26) with ankle sprain but returned for season finale vs. Cleveland (1/2) . . . In playoffs at Kansas City (1/8) played extensively after ejection of D.J. Johnson in 1st quarter, finishing with 4 tackles, 2 passes defended . . . Was 23rd player drafted overall, 4th DB behind Patrick Bates, Tom Carter and Darrien Gordon.

COLLEGE: Received 1992 Jim Thorpe Award as nation's top DB, as well as consensus All-America and Big Eight defensive player of the year . . . A 3-year starter at RCB, ranked 4th in school history with 12 career interceptions . . . As senior ranked 8th in nation and led team with 6 interceptions, adding 38 tackles and 42 PRs for 11.4 avg. . . . Made 39 tackles, 2 interceptions as junior, career-high 85 tackles with 2 interceptions as sophomore . . . Redshirted in 1989 after starting 5 games as freshman and earning Big Eight newcomer of year honors with 2 interceptions . . . Majored in sociology.

PERSONAL: Single . . . Lives in Compton, Calif. . . . Played DB and WR for Serra High . . . As senior made 6 interceptions, 57 tackles, 2 sacks, 35 receptions for 720 yards and 16 TDs . . . Also scored 1 TD each on PR and KOR . . . Track team MVP, ran 440, mile relay, long jump (23-2) and high jump (6-6) . . . As senior point guard for basketball team, averaged 25.2 points/game . . . Full name: Deon Juniel Figures.

FIGURES' NFL RECORD

Regular Season							
INTERCEPTIONS	No.	Yds.	Avg.	LG	TD		
1993 Pittsburgh AFC	1	78	78.0	78	0		
TACKLES	Solo	Asst.	Total	Sp.T.	Sacks	FF	FR
1993 Pittsburgh AFC	34	4	38	5	0	1	1
1994 Pittsburgh AFC	56	13	69	3	1	1	0
1995 Pittsburgh AFC	10	0	10	3	1	1	0
NFL Totals– 3 years	100	17	117	8	1	2	0
PUNT RETURNS	No.	FC	Yds.	Avg.	LG	TD	
1993 Pittsburgh AFC	5	2	15	3.0	6	0	
Additional Statistics: 1 fumble recovery on special teams in 1993.							

TACKLES	Postseason				Sacks	FF	FR
	Solo	Asst.	Total	Sp.T.			
1993 Pittsburgh AFC	4	0	4	0	0	0	0
1994 Pittsburgh AFC	6	1	7	0	0	0	0
1995 Pittsburgh AFC	0	0	0	0	0	0	0
NFL Totals- 3 years	10	1	11	0	0	0	0

Additional Statistics: Recovered on-side kick in Super Bowl XXX.



LETHON FLOWERS – DB

41

(Pronounced LEE-thon)

HEIGHT– 6-0

WEIGHT– 207

COLLEGE– Georgia Tech

BIRTHDATE– January 14, 1973

BIRTHPLACE– Columbia, South Carolina

HOW ACQUIRED– Draft (5th in 1995)

NFL EXPERIENCE– 2nd Year

GAMES PLAYED-STARTED– '95 (10-0)

CAREER TOTALS: 10-0

PRO: Speedy, utility performer should develop into solid contributor in 1996 . . . One of 6 rookies to make 53-man roster . . . **1995:** Inactive 6 of 1st 7 games . . . Only early action came at Houston (9/10) . . . Played Games 8-16 mainly on special teams . . . Finished tied 2nd on team with 14 special teams stops . . . Had 2 special teams stops at Chicago (11/4) and vs. Cleveland (11/13) . . . Had 3 each vs. Houston (12/3) and at Oakland (12/10) . . . Forced Eric Blieniermy fumble on kick return at Cincinnati (11/19) . . . Led Steelers with 5 special teams tackles while playing every postseason game, including 2 stops in Super Bowl XXX vs. Dallas (1/28) . . . Was 151st player drafted with choice from Chicago for WR Jeff Graham.

COLLEGE: Starter at CB and return specialist . . . Career total of 238 tackles was 3rd-best mark by a Georgia Tech DB . . . 21.8 average on 44 KORs and 6.1 average on 44 PRs . . . Earned all-Atlantic Coast conference honors as senior . . . 4th on defense with 75 tackles and 3rd in ACC with 23.5 KOR average in 23 returns, including career-long 62 yarder . . . Made 2 interceptions . . . In junior season, totaled 55 tackles while backing up both CB positions and playing in nickel situations . . . Averaged 7.9 yards per PR and 16.4 yards per KOR . . . Was Tech's 4th-leading tackler with 80 stops in sophomore season . . . Started 9 of 11 games . . . 13 KORs for 21.7 yard average . . . Earned backup role in secondary as true freshman and made 27 tackles and 2 FR . . . Management major.

PERSONAL: All-state, all-region, and all-area for Spring Valley High . . . Team captain and offensive MVP . . . Doubled as QB, accumulating 1,126 all-purpose yards, 11 TDs . . . 48 tackles as senior . . . Participated in 1990 North Carolina-South Carolina Shrine Bowl . . . Member of AAAA state championship team as sophomore . . . 3 letters each in football and track . . . 1989 state long jump champion.

FLOWER'S NFL RECORD

TACKLES	Regular Season				Sacks	FF	FR
	Solo	Asst.	Total	Sp.T.			
1995 Pittsburgh AFC	0	0	0	14	0.0	0	0

Postseason TACKLES	Regular Season				Sacks	FF	FR
	Solo	Asst.	Total	Sp.T.			
1995 Pittsburgh AFC	0	0	0	5	0.0	0	0



RANDY FULLER – DB

29

HEIGHT– 5-10

WEIGHT– 175

COLLEGE– Tennessee State

BIRTHDATE– June 2, 1970

BIRTHPLACE– Griffin, GA

HOW ACQUIRED– Veteran Free Agent (1995)

NFL EXPERIENCE– 3rd Year

Games Played-Started– '94 (10-1), '95 (13-0)

Career Totals: 23-1

Steelers Totals: 13-0

PRO: Young, developing corner emerged as integral part of defense after joining team as free agent Sept. 12, 1995 . . . Has all attributes that should pay dividends in 1996 . . . **1995:** Played 13 games in 1995 after joining team in Week 3 . . . Tied 5th on season with 12 special teams tackles . . . Added 8 defensive tackles, including 6 solo stops in the final 5 games . . . Led team with 3 solo special teams tackles and made 1st defensive tackle on season at Jacksonville (10/8) . . . Made 2 tackles

each vs. Houston (12/3) and at Oakland (12/10) . . . Played every playoff game, adding 4 defensive tackles and one on special teams . . . Had season-high 3 tackles vs. Buffalo (1/6) . . . With Super Bowl berth on line, made biggest play of young career by battling away Jim Harbaugh endzone pass intended for Aaron Bailey on final play of AFC Championship game vs. Indianapolis (1/14) . . . Play secured Steelers' 20-16 win and trip to Arizona . . . Played in Super Bowl XXX vs. Dallas (1/28) . . .

1994: Made mark mainly in nickel package and on special teams, but did make one start in 10 games played . . . Started in the secondary against Atlanta (11/20) as an extra defensive back and finished day with 4 tackles (3 solo) and 1 pass defense . . . Also made 4 solo tackles the following week against Cincinnati (11/27) . . . Finished season with 22 total tackles (17 solo) and 3 passes defenses . . . Was 4th-round draft selection by Denver (123rd choice).

COLLEGE: Finished 4-year career with 318 tackles (223 solo), 12 interceptions for 194 yards, 31 passes broken up and 3 forced fumbles for Tennessee State . . . Four-year starter for the Tigers, Fuller capped career with appearances in the Blue-Gray Game and Senior Bowl . . . As a senior he was named second-team all-America and first-team all-Ohio Valley Conference by the NFL Draft Report after posting totals of 65 tackles (51 solo) with 7 pass deflections . . . Earned degree in criminal justice.

PERSONAL: Single . . . Lives in Columbus, Georgia . . . A native of Griffin, Georgia, Fuller earned 10 high school letters -three each in football and basketball and four in track-at Spencer High in Columbus . . . Was all-Big City and Athlete of Year selection as senior, picking off 15 passes and making 187 tackles in final campaign . . . An all-state choice in track and set a Georgia state record with a long jump of 24'-6" . . . Enjoys fishing, golf and reading among his hobbies.

FULLER'S NFL RECORD

TACKLES	Regular Season				Sacks	FF	FR
	Solo	Asst.	Total	Sp.T.			
1994 Denver AFC	17	5	22	15	0.0	0	0
1995 Pittsburgh AFC	7	1	8	12	0.0	0	0
NFL Totals— 2 years	24	6	30	27	0.0	0	0



KENDALL GAMMON—C

60

HEIGHT— 6-4

WEIGHT— 288

COLLEGE— Pittsburg State (Kansas)

BIRTHDATE— October 23, 1968

BIRTHPLACE— Wichita, Kansas

HOW ACQUIRED— Draft (11th in 1992)

NFL EXPERIENCE— 5th Year

GAMES PLAYED-STARTED— '92 (16-0), '93 (16-0), '94 (16-0), '95 (16-0)

CAREER TOTALS— 64-0

PRO: Steady performer handles all long-snapping duties on punts, field goals and extra points for Steelers . . . Dedicated player has honed unique deep-snapping skill throughout four-year NFL career . . . Has played every game since joining team . . . Team has not had a blocked punt or field goal in past 2 season . . . Is also backup C and has played briefly at OT . . . Has own video on long snapping called "Snap Right" made available to high schools and colleges . . . Began career as 11th-round draft choice . . .

1995: Played 16 games and every playoff game as deep snapper . . . Made 3 special teams stops . . . One each at Houston (9/10), at Miami (9/18) and vs. Houston (12/3) . . . Made every snap as PK Norm Johnson set team record for field goals (34) and points (141) . . . Had 139 snaps from LS position . . .

1994: Played 16 games and both playoff games as deep snapper . . . Made 5 special teams tackles . . . Had 2 tackles vs. Buffalo (11/14) and vs. Cleveland (12/18) . . .

1993: Played in all 16 games and in postseason at Kansas City (1/8) as long-snapper . . . Made 4 tackles on special teams with 2 at Houston (11/28), 1 each at Atlanta (9/27) and Miami (12/13) . . .

1992: Handled long-snapping duties in all 16 games plus playoffs vs. Buffalo (1/9) . . . Saw brief action at RT vs. New York Jets (9/13) after injuries to 3 OL . . . Made 1 special teams tackle each vs. Cincinnati (10/19) and Detroit (11/15) . . . Was 291st player drafted overall.

COLLEGE: Started 41 consecutive games, the last 2 seasons at strong G after playing quick OT as sophomore . . . Offensive captain final 2 years and 3-time first team All-MIAA selection . . . As senior anchored OL for 1991 NCAA Division II national champion . . . As freshman moved from TE to OT . . . Graduated in May of 1994 with degree in physical education, minor in biology.

PERSONAL: Married (Leslie) . . . Lives in Pittsburgh . . . Attended Rose Hill (Kans.) High, earning all-state honors 3 times in football and basketball . . . Also a 4-time all-conference selection for football, 3 times for basketball, once for baseball . . . Member of National Honor Society . . . Wife Leslie graduated from Pittsburg State with elementary education degree . . . Full name: Kendall Robert Gammon.



OLIVER GIBSON – DT

98

HEIGHT– 6-2

WEIGHT– 283

COLLEGE– Notre Dame

BIRTHDATE– March 15, 1972

BIRTHPLACE– Chicago, Illinois

HOW ACQUIRED– Draft (4th in 1995)

NFL EXPERIENCE– 2nd Year

GAMES PLAYED-STARTED– '95 (12-0)

CAREER TOTALS– 12-0

PRO: Promising young lineman has shown good all-around ability . . . Excelled on special teams and also lined up as fullback on offense . . . Was college teammate of running back Jerome Bettis . . . **1995:** One of 6 rookies to make 53-man roster . . . Played 13 games . . . Played back-up DE, made 2 tackles, 1 solo at Houston (9/13) . . . Lined up as blocking fullback on 3rd down play at Miami (9/18) and also had a 10-yard kick return . . . Was blocking back and lineman on special teams vs. Minnesota (9/24) and San Diego (10/1) . . . Played NT vs. Jacksonville (10/29) . . . Suffered broken bone in right hand but continued to play . . . Inactive Games 15 and 16 for personal reasons . . . Was inactive for all playoff games . . . Was 120th player drafted overall with pick from New England for RB Leroy Thompson.

COLLEGE: Started 18 of 47 career games and recorded 128 tackles and 6 sacks . . . As senior, started every game at NG and earned 1st-team all-Independent honors from Sporting News . . . Finished with 60 tackles and 3 sacks . . . Started 1st five games at RT as junior, played every game . . . Also played on Irish basketball team for 2nd half of 1990-91 season . . . Played 7 games, scoring 8 points and five rebounds . . . Earned degree in Economics . . . Began graduate course in English.

PERSONAL: Single . . . Lives in Naperville, Illinois . . . Consensus all-America for Romeoville (Ill.) High . . . Named USA Today national defensive player of year . . . Lettered 3 times and was team captain as senior . . . Recorded 187 tackles and 14 sacks . . . 2 time all-conference selection during 3-year basketball career . . . Full name: Oliver Donovan Gibson.

GIBSON'S NFL RECORD

Regular Season

TACKLES

1995 Pittsburgh AFC

Solo

Asst.

Total

Sp.T.

Sacks

FF

FR

1

1

2

0

0

0

0



JASON GILDON – LB

92

HEIGHT– 6-3

WEIGHT– 245

COLLEGE– Oklahoma State

BIRTHDATE– July 31, 1972

BIRTHPLACE– Altus, Oklahoma

HOW ACQUIRED– Draft (3rd in 1994)

NFL EXPERIENCE– 3rd Year

GAMES PLAYED-STARTED– '94 (16-1), '95 (16-0)

STEELERS TOTALS– 32-1

PRO: Tall, athletic OLB with great range and big-play capability . . . Is expected to take over LOLB position . . . Has been consistent performer on special teams . . . Converted from college position of RDE . . . **1995:** Played 16 games, recording 12 tackles, 7 QB pressures, and 3 sacks . . . Tied 2nd on team with Lethon Flowers with 14 special teams tackles . . . Forced Jeff Blake fumble on sack at Cincinnati (11/19) . . . Had 3 tackles at Cleveland (11/26) . . . Season high 4 stops, a sack and 1st fumble recovery vs. Houston (12/3) . . . At Green Bay (12/24) got 3rd sack on year and forced fumble that was recovered by Carnell Lake to set up 2nd-quarter FG . . . Added season high 3 special teams stops . . . Played every playoff game and finished 2nd on team with 4 special teams tackles . . . **1994:** Played 16 games and started regular-season finale at San Diego (12/24) . . . Made 4 defensive tackles, 2 sacks, and 6 QB pressures . . . 1 of 3 rookies, along with Charles Johnson and Ed Robinson, to play every game . . . Tied 2nd on team with 13 special teams stops . . . Had 1 solo tackle and 1 sack vs. Miami (11/20) and at L.A. Raiders (11/27) . . . Record 2 tackles in 1st career start at San Diego for Greg Lloyd . . . Made 2 special teams tackles at Houston (11/6), vs. Buffalo (11/14), and vs. Philadelphia (12/11) . . . Had 1 special teams tackle in 6 other games . . . Played both playoff games . . . Made 1 tackle in playoff game vs. Cleveland (1/7) . . . Was 88th player drafted overall, with choice from Minnesota in Adrian Cooper trade.

COLLEGE: A 3-year starter at RDE ... Set school record with 39.5 career sacks to top previous record-holder Leslie O'Neal's (1st-round in 1986 by San Diego) 33 sacks ... Named 1st team all-Big Eight as senior, starting at RDE and leading team's DL with 76 tackles, 9.5 sacks, 7 TFL, 4 FF, 2 FR ... As junior named 1st team all-Big Eight after making 77 tackles and 10 sacks ... Was only true sophomore on AP all-Big Eight team after setting school record with 16 sacks, breaking mark of 14 by O'Neal in 1985 ... Was 1st true freshman to earn locker in varsity dressing room and made 48 tackles, 4 sacks ... General studies major.

PERSONAL: Married (Joy) with son Jason (12/18/95) ... Lives in Altus, Oklahoma ... Named all-State for Altus High ... As DT made 62 tackles and led defense that allowed just 190 total yards and 8.6 points per game ... Also made 37 receptions for 637 yards as TE ... Is 1 of 5 children ... Full name: Jason L. Gildon.

GILDON'S NFL RECORD

Regular Season

TACKLES	Solo	Asst.	Total	Sp.T.	Sacks	FF	FR
1994 Pittsburgh AFC	4	0	4	13	2.0	0	0
1995 Pittsburgh AFC	8	4	12	14	3.0	2	1
NFL Totals- 2 years	12	4	16	27	5.0	2	1

Postseason

TACKLES	Solo	Asst.	Total	Sp.T.	Sacks	FF	FR
1994 Pittsburgh AFC	0	0	0	1	0.0	0	0
1995 Pittsburgh AFC	2	0	2	4	0.0	0	0
NFL Totals- 2 years	2	0	2	5	0.0	0	0



TRACY GREENE - TE

84

HEIGHT- 6-5 84

WEIGHT- 270

COLLEGE- Grambling

BIRTHDATE- November 5, 1972

BIRTHPLACE- Monroe, Louisiana

HOW ACQUIRED- Trade (1995 from Kansas City)

NFL EXPERIENCE- 3rd Year

GAMES PLAYED-STARTED- '94 (7-2), '95 (16-0)

CAREER TOTALS: 23-2

STEELERS TOTALS: 16-0

PRO: Huge, powerful tight end combines massive frame with astounding agility ... Possesses excellent hands for a man his size ... Is solid blocker ... Acquired in trade with Kansas City (8/27) ... Is one of only two current players (Jerome Bettis) to join the team by trade ... **1995:** Played 16 games mostly on special teams and in 2-tight end set ... No receptions, but made 3 special teams tackles ... Active for playoff game vs. Buffalo (1/6) where he made a solo special teams tackle and AFC Championship game (1/14) ... Inactive for Super Bowl XXX vs. Dallas (1/28) ... **1994:** Caught 6 passes for 69 yards (11.5 avg.) and one touchdown ... Hauled in 1st NFL TD from Joe Montana, a 6-yard score vs. Cleveland (10/20) ... Best outing came in Monday night thriller at Denver (10/27), when he had 3 receptions for 43 yards, including a crucial 19-yard grab to Broncos 5-yard line with 13 seconds remaining to set up winning TD in a 31-28 victory ... On a previous fourth-quarter drive in game, he caught a season-long 20-yard pass to Denver 4-yard-line, setting up a field goal ... Was not active for Chiefs playoff loss at Miami (12/31) ... Ended up with more playing time than expected as a rookie, when starter Keith Cash was sidelined for 10 games with knee injury ... After drafting him, the Chiefs considered moving him to offensive tackle, until he displayed his pass-catching and route-running skills at mini-camp ... Was a seventh-round pick and the 219th player to be taken overall.

COLLEGE: Made 36 career catches for 531 yards (14.8 avg.) with a long grab of 57 yards as a tight end at Grambling ... Began college career as a defensive end before moving to tight end, where he started as a junior and senior ... As a senior, he caught 19 passes for 365 yards, good for an impressive 19.2 yards-per-catch average ... Made 13 receptions as a junior and four as a sophomore.

PERSONAL: Single ... Lives in Grambling ... Was an all-state and all-district performer at Grambling (Louisiana) Lab High School, where he

STEELERS VETERANS WHO WERE NOT DRAFTED

OL James Parrish
FB Steve Avery
WR Corey Holliday

K Norm Johnson
DE Ray Seals
QB Mike Tomczak

played offensive tackle and defensive end . . . Also lettered in basketball, baseball, and track . . . Nicknamed "Tater" . . . Enjoys fishing and drawing . . . Full name: Tracy Lamar Greene.

GREENE'S NFL RECORD

	Regular Season				
RECEIVING	No.	Yds.	Avg.	LG	TD
1994 Kansas City AFC	6	69	11.5	20	1
1995 Pittsburgh AFC	0	0	0.0	0	0
NFL Totals- 2 years	6	69	11.5	20	1

GREENE'S SINGLE GAME CAREER HIGHS

Regular Season

Receptions- 3 (10-17-94 vs. Denver)
Yards Receiving- 43 (10-17-94 vs. Denver)
Longest Reception- 25 (9-18-95 at Miami)



ANDRE HASTINGS - WR

88

HEIGHT- 6-1
WEIGHT- 190
COLLEGE- Georgia
BIRTHDATE- November 7, 1970
BIRTHPLACE- Atlanta, Georgia
HOW ACQUIRED- Draft (3rd in 1993)
NFL EXPERIENCE- 4th Year
GAMES PLAYED-STARTED- '93 (6-0), '94 (16-8), '95 (16-0)
CAREER TOTALS: 38-8

PRO: Strong, talented receiver developed into one of league's leading 3rd-down pass catchers . . . Quickness and agility are hallmarks of 1993 3rd-round selection . . . Made mark as return specialist in 1995 . . . Entered draft as junior . . . **1995:** Blossomed in 1995 to find place in Steelers record books . . . Played every game and finished 2nd on team with 48 receptions for 502 yards and 1 TD . . . Filled Rod Woodson's punt return role and was 9th in AFC (48/474 yards, 9.9 avg.) . . . Was only Steeler to handle punt return duty . . . 48 punt returns ranked 2nd Steelers all-time season list, 474 yards was 3rd all-time . . . Returned punt 72 yard for TD . . . It was 1st return for TD in career and marked 1st time since Rod Woodson returned a punt 80 yards for score at Kansas City, 10/25/92 . . . Had long returns of 56 yards vs. Cleveland (11/13), 42 vs. New England (12/10) and 29 vs. San Diego (10/1) . . . Led AFC and was 3rd in NFL with 31 3rd-down grabs . . . Had 72-yard punt return for TD at Houston (9/10) to earn Special Teams Player of the Week (2) honors . . . Led team with career high 10 catches for 86 yards at Miami (9/18), which tied third-best single-game total in Steelers history . . . Made 5 grabs for 69 yards vs. Cincinnati (10/19) . . . Made 45th PR to tie 2nd on Steelers single-season list with Theo Bell (1979) at Oakland (12/10) . . . Finished season with team-leading 7 receptions for 97 yards at Green Bay (12/24) . . . Tied with Ernie Mills with team-leading 16 catches in postseason . . . Set Steelers record for longest postseason punt return of 53 yards vs. Indianapolis in AFC Championship game (1/14) . . . Set postseason record with 13.2 yard per postseason PR . . . Shined in Super Bowl XXX vs. Dallas (1/28) with team-leading 10 receptions for 98 yards despite suffering dislocated clavicle (shoulder) while stretching for a 1st down in 1st quarter of game . . . **1994:** Named starter for first 8 games of season . . . Played all 16 games, finishing with 20 receptions for 281 yards, 2 TDs . . . Also had 2 PRs for 15 yards . . . Caught TD passes vs. Philadelphia (12/11) . . . Had season-best 5 catches for 52 yards, 1 TD at San Diego (12/24) . . . Played both playoff games and made 7 receptions for 73 yards . . . Matched season high with 5 grabs for 55 yards vs. San Diego in Championship game . . . Had both punt returns at Houston (11/6) . . . **1993:** Saw action in 6 games, making 3 catches for 44 yards with 12 KORs for 177 yards . . . Made 1st reception in opener vs. San Francisco (9/5) for 12 yards in addition to 2 KORs for 33 yards . . . Inactive for 9 of next 10 games but played in final 4, making 2 catches for 32 yards at Seattle (12/26) and in playoffs at Kansas City (1/8) . . . Entering draft as junior, was 76th player drafted overall, 9th WR.

COLLEGE: Made 124 receptions for 1,876 yards with 13 TDs to rank 2nd in school history despite playing just 3 seasons . . . Also ranked 3rd in KOR yards with 43 for 1,096 . . . Added PR duties as senior, and had 8 career rushing attempts . . . As junior led team with 52 catches for 860 yards, 5 TDs, 3 runs for 22 yards, 35 PRs for 298 and 14 KORs for 294 to earn 1st team All-SEC honors . . . Also ranked 20th in nation with average of 134.0 all-purpose yards/game with 1,474 . . . Set school record as sophomore with 48 receptions for 683 yards, 5 TDs, 14 KORs for 27.1 average . . . Made 24 catches for 333 yards, 3 TDs as freshman to earn freshman All-SEC honors with just 2 starts . . . Also ranked 6th in nation with 28.1-yard KOR average on 15 KORs . . . Worked towards degree in

international business at Georgia during off-season.

PERSONAL: Single . . . Lives in Atlanta, Georgia, attended Morrow High . . . Earned Parade and USA Today all-America honors as senior, as well as state offensive player of year and state 4A player of year with 59 receptions for 1,083 yards, 15 TDs . . . Had 184 career catches for 3,132 yards, 41 TDs . . . Full name: Andre Orlando Hastings.

HASTINGS' NFL RECORD

Regular Season

RECEIVING	No.	Yds.	Avg.	LG	TD
1993 Pittsburgh AFC	3	44	14.7	18	0
1994 Pittsburgh AFC	20	281	14.1	46	2
1995 Pittsburgh AFC	48	502	10.5	36	1
NFL Totals— 3 years	71	827	11.6	46	3

KICKOFF RETURNS	No.	Yds.	Avg.	LG	TD
1993 Pittsburgh AFC	12	177	14.8	22	0
1994 Pittsburgh AFC	0	0	0.0	0	0
1995 Pittsburgh AFC	0	0	0.0	0	0
NFL Totals— 3 years	12	177	14.8	22	0

PUNT RETURNS	No.	FC	Yds	Avg.	LG	TD
1993 Pittsburgh AFC	0	0	0	0.0	0	0
1994 Pittsburgh AFC	2	0	15	7.5	12	0
1995 Pittsburgh AFC	48	8	474	9.9	72t	1
NFL Totals— 3 years	50	8	489	9.8	72t	1

Postseason

RECEIVING	No.	Yds.	Avg.	LG	TD
1993 Pittsburgh AFC	0	0	0.0	0	0
1994 Pittsburgh AFC	7	73	10.4	18	0
1995 Pittsburgh AFC	16	158	9.9	19	0
NFL Totals— 3 years	23	231	10.0	19	0

PUNT RETURNS	No.	FC	Yds	Avg.	LG	TD
1995 Pittsburgh AFC	7	1	84	12.0	33	0

HASTINGS' SINGLE GAME CAREER HIGHS

Regular Season

Receptions— 10 (9-18-95 at Miami)
Yards Receiving— 97 (12-24-95 at Green Bay)
Longest Reception— 46 (10-3-94 vs. Houston)
Punt Returns— 9 (11-13-95 vs. Cleveland)
Yards Punt Returns— 131 (11-13-95 vs. Cleveland)
Longest Punt Return— 72t (9-10-95 at Houston)
Kickoff Returns— 4 (12-19-93 vs. Houston, 12-26-93 vs. Seattle)
Yards Kickoff Returns— 62 (12-26-93 vs. Seattle)
Longest Kickoff Return— 22 (12-26-93 vs. Seattle)

Postseason

Receptions— 10 (1-28-96 vs. Dallas)
Yards Receiving— 98 (1-28-96 vs. Dallas)
Longest Reception— 19 (1-28-96 vs. Dallas)
Punt Returns— 3 (1-14-96 vs. Indianapolis)
Yards Punt Returns— 53 (1-14-96 vs. Indianapolis)
Longest Punt Return— 33 (1-14-96 vs. Indianapolis)



JONATHAN HAYES — TE

85

HEIGHT— 6-5
WEIGHT— 248
COLLEGE— Iowa
BIRTHDATE— August 11, 1962
BIRTHPLACE— Pittsburgh, Pa.
HOW ACQUIRED— Veteran Free Agent (1993)
NFL EXP.— 12th Year
GAMES PLAYED-STARTED— '85 (16-0), '86 (16-4), '87 (12-8), '88 (16-16), '89 (16-16), '90 (12-11), '91 (16-16), '92 (16-16), '93 (16-16), '94 (16-6), '95 (16-7)
CAREER TOTAL: 168-109
STEELERS TOTALS: 32-13

PRO: Veteran tight end regarded as one of most dominant blockers in league . . . Has provided sound veteran leadership for Steelers young tight ends . . . Signed as unrestricted free agent July 5, 1994 . . . Started 109 of 168 games in career . . . Durable athlete has only missed four games in career . . . Has career numbers of 151 receptions, 1,704 yards and 13 touchdowns . . . Ended career with Chiefs as 3rd-best tight end in team history . . . Began Chiefs' career as second-round draft choice in 1985 . . . **1995:** Played every game while starting 1st 5 games of season before yielding to Mark Bruener . . . Started Games 9 and 11 in 2-tight end set . . . Caught 1 pass each game Weeks 1-3 . . . Made 11 catches for 113 yards . . . Had season-high 2 receptions for 14 yards at Chicago

(11/5) . . . Had key 4th-quarter catch for season-long 32 yards at Cincinnati (11/19) to set up TD . . . Made 17-yard grab in playoff game vs. Buffalo (1/6) . . . **1994:** Started season-opener for Eric Green (contract) . . . Made six starts total . . . Caught a pass in four of his six games started . . . caught first TD as Steelers in Game 13 at Cincinnati. **1993:** Started all 16 regular season games and all 3 postseason games . . . Set career highs with 24 receptions and 331 yards . . . Made career-long 49-yard reception vs. Tampa Bay (9/5) . . . Had one touchdown (11 yards) at Denver (12/12) . . . **1992:** Used primarily as blocker . . . Caught 9 passes for 77 yards and 2 TDs . . . Season-high 4 passes for 44 yards and 2 TDs (12 and 5 yards) vs. Denver (12/27) . . . Started all 16 games for second straight season . . . **1991:** Started all 16 games and made 19 receptions for 208 yards and 2 TDs . . . Made 7-yard TD reception vs. New Orleans (9/8) . . . Caught 6-yard TD reception in win over L.A. Rams (11/10) . . . Started both playoff games making one catch for 21 yards at Buffalo (1/5/92). **1990:** Missed first 4 games with shoulder injury suffered in final pre-season contest . . . Placed on injured reserve . . . Caught 9 passes for 83 yards . . . Made one-yard TD grab vs. Detroit (10/14) . . . Caught one pass for 5 yards in playoff loss at Miami (1/5/91) . . . **1989:** Started all 16 games for first time in career . . . Made 18 receptions for 229 yards and 2 TDs . . . 2 TDs tied career high . . . Made 11 of his 18 catches in final five games . . . Had two 4-catch games, accumulating 53 yards at Green Bay (12/10) and 62 yards at Miami (12/24) . . . Added 6 special teams tackles . . . **1988:** Started final 9 games of season after beginning year as backup . . . Made career-high 22 receptions and 233 yards . . . Made 15 catches for 159 yards in final 4 games . . . Tied career-high with 5 catches for season-high 64 yards at N.Y. Giants (12/11) . . . **1987:** Started 8 of final 9 games . . . Finished 4th on team with 21 catches for career-high 272 yards . . . Set career-best with 5 receptions for 105 yards vs. N.Y. Jets (11/15) . . . Set career long of 33 yards . . . **1986:** Started 4 games in 2-tight end set . . . Caught 8 passes for 69 yards . . . **1985:** Made 5 catches in final 6 games . . . First NFL reception Week 11 vs. San Francisco (11/17) . . . First NFL TD vs. San Diego (12/22), 6-yard catch was game-winning score . . . Led special teams with 15 tackles . . . Was first tight end selected in 1985 Draft, 42nd choice overall.

COLLEGE: Finished career with 50 receptions for 602 yards and 5 TDs . . . Played linebacker as freshman and most of sophomore season . . . First team all-America by Gannett News Service.

PERSONAL: Single . . . Lives in Pittsburgh . . . Attended South Fayette (Pa.) High School . . . Earned all-state and all-conference honors in football twice and basketball once . . . Caught 27 passes and 10 TDs as senior . . . Made 140 tackles on defense . . . Diabetic athlete and active with American Diabetes Society . . . Wrote inspirational book "Necessary Toughness" detailing his fight against condition . . . Was honored by Pittsburgh Diabetes Association for "Distinguished service to fight against diabetes" . . . Held "Jonathan Hayes Sprint Golf Challenge" for ADA in Kansas City for past 5 years . . . Is certified law enforcement officer and is reserve deputy for Cass County (Missouri) sheriff department . . . Older brother, Jay, played defensive end for Detroit ('82) and Washington ('83) . . . Full name: Jonathan Michael Hayes.

HAYES' NFL RECORD

		Regular Season				
RECEIVING		No.	Yds.	Avg.	LG	TD
1985	Kansas City AFC	5	39	7.8	12	1
1986	Kansas City AFC	8	69	8.6	16	0
1987	Kansas City AFC	21	272	13.0	33	2
1988	Kansas City AFC	22	233	10.6	25	1
1989	Kansas City AFC	18	229	12.7	23	2
1990	Kansas City AFC	9	83	9.2	23	2
1991	Kansas City AFC	19	208	10.9	23	2
1992	Kansas City AFC	9	77	8.6	21	2
1993	Kansas City AFC	24	331	13.8	49	1
1994	Pittsburgh AFC	5	50	10.0	17	1
1995	Pittsburgh AFC	11	113	10.3	32	0
NFL Totals- 11 years		151	1704	11.3	49	14

		Postseason				
RECEIVING		No.	Yds.	Avg.	LG	TD
1986	Kansas City AFC	0	0	0.0	0	0
1990	Kansas City AFC	1	5	5.0	5	0
1991	Kansas City AFC	1	21	21.0	21	0
1992	Kansas City AFC	0	0	0.0	0	0
1993	Kansas City AFC	5	34	6.8	10	0
1994	Pittsburgh AFC	1	16	16.0	16	0
1995	Pittsburgh AFC	1	17	17.0	17	0
NFL Totals- 11 years		9	93	10.3	25	0

HAYES' SINGLE GAME CAREER HIGHS

Regular Season

Receptions- 5 (12-11-88 at N.Y. Giants, 11-15-87 vs. N.Y. Jets)

Yards Receiving- 105 (11-15-87 vs. N.Y. Jets)

Longest Reception- 49 (9-5-93 vs. Tampa Bay)



KEVIN HENRY – DE

76

(Pronounced KEE-vin)

HEIGHT– 6-4

WEIGHT– 282

COLLEGE– Mississippi State

BIRTHDATE– October 23, 1968

BIRTHPLACE– Mound Bayou, Mississippi

HOW ACQUIRED– Draft (4th in 1993)

NFL EXPERIENCE– 4th Year

GAMES PLAYED-STARTED– '93 (12-1), '94 (16-5), '95 (14-5)

CAREER TOTALS: 42-11

PRO: Tough competitor provides dependable back-up on defensive line

... Showed talent and drive to be starter ... Can play on special teams

1995: Played 14 games ... Made 15 tackles, 4 stops behind line of scrimmage and 2 sacks ... Started Games 8-12 at LDE for Brentson

Buckner who replaced Joel Steed (steroid suspension) at NT ... 5 starts equaled the most starts of his career ... Recorded 8 of his tackles and

both his sacks while starter ... Made 1st sack of season vs. Jacksonville (10/29) ... 2nd sack was vs. Houston (12/3) ... Played every postseason

game including Super Bowl XXX vs. Dallas (1/28) ... Made 2 solo tackles in AFC Championship game vs. Indianapolis (1/14) ... **1994:** Played his

1st full season and made 5 starts at right defensive end ... Finished with 17 tackles (12 solo) 1 pass defense, 1 fumble recovery and 10 QB pres-

sures ... Started games 3-8 in place of injured Ray Seals (thumb) ... Made 4 tackles at Seattle (9/25) in 1st start of season ... Had 3 tackles

and recovered fumble forced by Kevin Greene vs. Indianapolis (9/18) to help seal a 31-21 win ... **1993:** Played in 12 of last 14 games including 1

start, finishing with 7 tackles, 1 sack, 1 interception, 1 blocked pass ... Was inactive for 1st 2 games and played in 3rd before making 1st NFL

start week 4 at Atlanta (9/27) at RDE in nickel defense ... Had 1 solo tackle vs. Falcons and made interception off pass batted by Gerald Will-

iams, setting up FG ... Played extensively in dime defense making 2 tackles at Houston (11/28) ... Got 1st sack at Seattle (12/26) ... Inactive

vs. Cleveland (1/2) and in playoffs at Kansas City (1/8) ... Was 108th player drafted overall.

COLLEGE: A 2-year starter ... As senior RDE made 66 tackles, 3 sacks, 1 interception, 3 forced fumbles ... Made 47 tackles, 2 sacks as junior ...

... Played in every game as sophomore making 6 sacks among 13 tackles ... Sat out 1989 season to meet NCAA eligibility after redshirting in 1988

... Majored in sociology.

PERSONAL: Single ... Lives in Pittsburgh ... Played DE and TE at John F. Kennedy High in native Mound Bayou, Miss., earning all-conference,

all-county and county MVP honors ... Had 53 career receptions for 769 yards, 7 TDs, and was leading tackler as junior ... Won 3 basketball

letters, averaging double figures in points and rebounds ... Full name Kevin Lerell Henry.

HENRY'S NFL RECORD

Regular Season

TACKLES	Solo	Asst.	Total	Sp.T.	Sacks	FF	FR
1993 Pittsburgh AFC	4	3	7	0	1	0	0
1994 Pittsburgh AFC	12	5	17	0	0	0	1
1995 Pittsburgh AFC	12	3	15	0	2	0	0
NFL Totals– 3 years	28	11	39	0	3	0	1

INTERCEPTIONS	No.	Yds.	Avg.	LG	TD
1993 Pittsburgh AFC	1	10	10.0	10	0

Postseason

TACKLES	Solo	Asst.	Total	Sp.T.	Sacks	FF	FR
1993 Pittsburgh AFC	0	0	0	0	0	0	0
1994 Pittsburgh AFC	0	1	1	0	0	0	0
1995 Pittsburgh AFC	2	0	2	0	0	0	0
NFL Totals– 3 years	2	1	3	0	0	0	0

FUTURE SUPER BOWLS

Super Bowl XXXI

January 26, 1997 Superdome, New Orleans, LA

Super Bowl XXXII

January 25, 1998 Jack Murphy Stadium, San Diego, CA

Super Bowl XXXIII

January 31, 1999 Candlestick Park, San Francisco, CA



COREY HOLLIDAY – WR

83

HEIGHT– 6-2

WEIGHT– 208

COLLEGE– North Carolina

BIRTHDATE– January 31, 1971

BIRTHPLACE– Richmond, Virginia

HOW ACQUIRED– Veteran Free Agent (1993)

NFL EXPERIENCE– 1st Year

GAMES PLAYED-STARTED– '94 (0-0), '95 (3-0)

CAREER TOTALS: 3-0

PRO: Talented receiver showed poise and promise in limited opportunities in 1995 . . . **1995**: Made opening day roster as 1 of 6 wide receivers but was inactive for Games 1 and 2 . . . Slowed by preseason knee sprain

. . . Assigned to practice squad in Week 3 . . . Re-signed to active roster

and played Game 4 vs. Minnesota (9/24) and Game 5 vs. San Diego (10/1)

. . . Released and signed to practice squad in Week 6 . . . Activated

2nd time for final game to fill roster spot when Charles Johnson (knee)

was placed on injured reserve . . . Played at Green Bay (12/24) . . . Made

no regular season catches . . . Played every playoff game . . . 1st NFL

reception came on 8-yard grab in AFC Championship game vs. Indianapolis (1/14)

. . . Had 2 receptions for 19 yards in Super Bowl XXX vs. Dallas (1/28)

. . . Caught 10-yard pass in 1st quarter and 2nd pass for 9

yards in the 4th . . . **1994**: Spent final 6 weeks of season on Steelers'

practice squad after signing Nov. 16 . . . Initially joined Steelers as free

agent rookie April 29 and was released during training camp, Aug. 22.

COLLEGE: Team's receiving leader 4 times, finishing career with 155

receptions for 2,447 yards, both school records, and 7 TDs . . . Streak of

45 games with a reception is longest in ACC history, 2nd-longest in NCAA

. . . Named 2nd-team all-ACC as senior . . . Graduated with degree in

business administration . . . Earned master's degree in athletic adminis-

tration from UNC Chapel Hill in June 1996.

PERSONAL: Single . . . Lives in Greensboro, N.C. . . . Attended Hugue-

not High, playing WB, DB, WR and KR . . . As senior, named Mid-Atlantic

and Super Prep all-America . . . Also lettered in baseball, basketball,

track and tennis . . . Full name: Corey Lamont Holliday.

HOLLIDAY'S NFL RECORD

Regular Season

RECEIVING	No.	Yds.	Avg.	LG	TD
1995 Pittsburgh AFC	0	0	0.0	0	0

Postseason

RECEIVING	No.	Yds.	Avg.	LG	TD
1995 Pittsburgh AFC	3	27	9.0	10	0



JOHN JACKSON – OT

65

HEIGHT– 6-6

WEIGHT– 297

COLLEGE– Eastern Kentucky

BIRTHDATE– January 4, 1965

BIRTHPLACE– Camp Kwe, Okinawa

HOW ACQUIRED– Draft (10th in 1988)

NFL EXPERIENCE– 9th Year

GAMES PLAYED-STARTED– '88 (16-0), '89 (14-

12), '90 (16-16), '91 (16-16), '92 (16-13), '93 (16-

16), '94 (16-16), '95 (11-9)

CAREER TOTALS: 121-98

PRO: Powerful, consistent lineman is recognized as one of most reliable in league . . . Size and agility make Jackson a powerful force at left tackle

. . . Voted an alternate to the Pro Bowl following 1994 season . . . Durable

lineman had missed only 2 games since joining team in 1988, but sat for

5 due to knee injury in 1995 . . . **1995**: Played 11 games and made 9

starts at LT . . . Selected to USA Today all-Pro team . . . Started 1st 3

games before inactive with knee injury in Week 4 . . . Started next 3 weeks

. . . In Game 7 vs. Cincinnati (10/19) led block to free Eric Pegrum for

Steelers' season long 38-yard rush . . . Had surgery to repair right knee

10/24 . . . Returned to practice 11/20 . . . Saw 1st action in Game 12 at

Cleveland (11/26) . . . Played vs. Houston (12/3) and played majority of

2nd half at LT before returning as starter Game 14 at Oakland (12/10) . . .

Started remainder of season . . . Started every playoff game including

Super Bowl XXX vs. Dallas (1/28) . . . Line held opponents to 24 sacks as

team set record with 592 pass attempts . . . Line allowed one sack per

24.7 pass attempts . . . **1994**: Started all 16 games and both playoff con-

tests at LT . . . Key component of line that paved way for NFL rushing title

1993: Started all 16 games at LT for 3rd time in 4 seasons, extending games played streak to 78 and starts streak to 24 . . . Earned game ball along with rest of OL vs. San Diego (10/10) after ending Leslie O'Neal's sack streak at 8 games . . . The following week vs. New Orleans (10/17) held NFL sack co-leader Renaldo Turnbull sackless . . . Held Bruce Smith without a sack vs. Buffalo (11/15) . . . Started and played entire playoff game at Kansas City (1/8) . . . **1992:** Made 13 starts, extending streak of consecutive games started to 49 . . . Started 1st 5 games before splitting time with Justin Strzelczyk for 3 weeks at midseason . . . Returned to starting lineup for final 8 games in addition to postseason . . . In playoffs vs. Buffalo (1/9), left game in 4th quarter after suffering spinal cord contusion in lower back . . . **1991:** Started all 16 games for 2nd straight year at LT . . . **1990:** Made 16 starts for 1st time in career . . . Was 1 of 3 OL to start all 16 games . . . **1989:** Played in 14 games, starting last 12 at LT . . . Inactive for 1st 2 games with ankle injury suffered in preseason . . . **1988:** Played in all 16 games as rookie, primarily on special teams . . . Drafted with extra choice obtained from Tampa Bay for DB Rick Woods . . . Was 252nd player drafted overall.

COLLEGE: A 3-year starter, served as team co-captain as senior and earned All-Ohio Valley Conference honors . . . Graduated in 1991 with degree in police administration, minor in physical education.

PERSONAL: Married (Joan) with sons Josh (10/2/88) and Jordan (8/6/92) . . . Lives in Orlando, Florida, attended Woodward High in Cincinnati . . . Wife Joan majored in data processing and text editing at University of Cincinnati, is now realtor in Cincinnati area . . . Full name: John Jackson.



BILL JOHNSON – DL

90

HEIGHT– 6-4

WEIGHT– 300

COLLEGE– Michigan State

BIRTHDATE– December 8, 1968

BIRTHPLACE– Chicago, Illinois

HOW ACQUIRED– Veteran Free Agent (1995)

NFL EXPERIENCE– 6th Year

GAMES PLAYED-STARTED– '92 (15-3), '93 (10-0), '94 (14-13), '95 (9-0)

CAREER TOTALS: 48-16

STEELERS TOTALS: 9-0

PRO: Steelers landed proven lineman as free agent acquisition Oct. 25, 1995 . . . Large frame provided Pittsburgh with solid run stopper . . .

1995: Joined team 10/25 as free agent and played 9 games . . . Played 1st game as Steeler vs. Jacksonville (10/29) . . . Had 2 tackles each at Cincinnati (11/19), vs. Houston (12/3), at Oakland (12/10) and vs. New England (12/16) . . . Played all playoff games, including Super Bowl XXX vs. Dallas (1/28) . . . **1994:** Started 13 of 14 games and both playoff contests . . . Had career-high 54 tackles, including a sack, a forced and recovered fumble, and 6 batted passes . . . Was limited due to ankle injury at Pittsburgh (12/18), and did not start . . . Started at RDT in 19-14 win at Dallas (12/10), recording 4 stops, a pass defense and recovered a fumble on a bad snap in the 4th quarter that led to field goal and forced Cowboys into needing a touchdown to win . . . Caused Joe Montana fumble on an 8-yard sack in the 1st quarter (KC recovered) among his 3 tackles at Kansas City (11/20) . . . Returned to starting lineup in 13-6 win over NE (11/6), and recorded a career-high 8 stops . . . On inactive list due to a sore knee at Denver (10/30) . . . Earned a game ball in 11-8 win at Houston (10/13), as he recorded 6 tackles and a QB pressure vs Pro Bowl C Bruce Matthews . . . Recorded 7 tackles, two for losses, in 27-7 win vs N.Y. Jets (10/2) . . . Recorded 4 tackles, caused a fumble plus a batted pass vs Arizona (9/18), after returning to the starting lineup . . . Did not play (sore knee) vs Pittsburgh (9/11) . . . Started opening day at Cincinnati (9/4) and made 3 tackles, pressure and a knockdown . . . **1993:** Recorded 39 tackles, including a QB sack, in 10 games, with no starts . . . On inactive list with ankle injury vs. New Orleans (12/5), at Atlanta (11/28) and vs. Houston (11/21) . . . Inactive vs. Pittsburgh (10/24), at Cincinnati (10/17) and vs Miami (10/10) with knee injury . . . Had 4 tackles at Pittsburgh (1/2/94), 3 tackles at Rams (12/26), and 4 tackles vs. New England (12/19) . . . Recorded six-yard QB sack, his only of season, among 6 tackles at Houston (12/12) . . . Credited with 1 tackle and 2 assists at Seattle (11/14), before leaving game with ankle sprain (did not return) . . . Had solo tackle and five assists at Raiders (9/19) . . . Recorded an assist vs. San Francisco (9/13) and 4 total tackles (1 solo) in opener vs Cincinnati (9/5) . . . **1992:** Finished rookie campaign with 25 tackles, 16 solo, two QB sacks and 3 batted passes . . . Recorded 3 tackles and batted pass in Minnesota (11/22) . . . Had most productive game vs. San Diego (11/15), tallying a 10-yard QB sack of Stan Humphries that caused a fumble among 3 total tackles . . . Also batted down pass . . . Started Weeks 2 and 3 for injured Michael Dean Perry at RDT and recorded 1st NFL sack, a five-yarder of Todd Marinovich at Raiders (9/20) . . . Had 3 stops in each

of first 2 games . . . Selected by Cleveland Browns with their 1st pick in 3rd round in 1992 (65th overall).

COLLEGE: Voted 1991 "No. 3 Defensive End in the Nation" by the Sporting News . . . Played in four Bowl games, plus three All-Star Bowls . . . Earned second team all-Big Ten honors in 1991 as a senior . . . Earned President's Award at school banquet (Outstanding Senior Defensive Line-man for Perseverance) and the Captain's Award . . . Missed four games (started 6 of 7 contests) early in season with sprained knee . . . Missed final game of season after re-injuring knee . . . Was pegged to be among top 15 picks in '92 draft before suffering knee injury . . . Majored in criminal justice . . . Is one term away from graduation.

PERSONAL: Married (Marnita) with son Brian (4/12/89) . . . Lives in Pittsburgh . . . Two-time all-Public League, all-City, team captain and most valuable player at Simeon (Chicago, IL) high school . . . Excelled in basketball . . . Wants to help rehabilitate troubled youngsters as probation officer after football . . . Hobbies include basketball, cards and music . . . Full name: William Edward Johnson.

JOHNSON'S NFL RECORD

Regular Season

TACKLES	Solo	Asst.	Total	Sp.T.	Sacks	FF	FR
1992 Cleveland AFC	16	9	25	0	2.0	1	0
1993 Cleveland AFC	19	20	39	0	1.0	0	0
1994 Cleveland AFC	31	23	54	0	1.0	2	1
1995 Pittsburgh AFC	9	2	11	0	0.0	0	1
NFL Totals- 4 years	89	54	143	0	4.0	3	2



CHARLES JOHNSON - WR

81

HEIGHT- 6-0

WEIGHT- 193

COLLEGE- Colorado

BIRTHDATE- January 3, 1972

BIRTHPLACE- San Bernardino, California

HOW ACQUIRED- Draft (1st in 1994)

NFL EXPERIENCE- 3rd Year

GAMES PLAYED-STARTED- '94 (16-9), '95 (15-10)

CAREER TOTALS: 31-19

PRO: Deep-threat receiver with speed and agility to develop into top-notch receiver for Steelers . . . 1994's 1st-round draft choice was 1 of 3 rookies, along with Jason Gildon, to play every game . . . **1995:** Started 10 of 15 games played . . . Tied rookie mark with 38 receptions for 432 yards . . . Opened season with 6 catches for 51 yards vs. Detroit (9/3) . . . Matched season high with 6 grabs for 75 yards vs. Minnesota . . . Had 4 receptions in games vs. Cincinnati (10/19), at Chicago (11/5), and vs. Cleveland (11/13) where he played 2nd half of game with mild concussion . . . Tied career single-season mark of 38 receptions vs. Houston (12/3) before sidelined with knee right injury . . . Placed on injured reserve before final regular season game . . . Missed postseason games . . .

1994: Played every game and started 9 of 1st 11 games of season . . . Led all Steelers' receivers and ranked 3rd overall with 38 receptions . . . Ranked 4th among NFL rookie receivers . . . Led team with 16 KORs and 2nd with 16 PRs . . . Caught 2 passes for 21 yards in 1st NFL start vs. Dallas (9/4) . . . Led team with 5 receptions for 72 yards and played most of 2nd half with mild concussion at Cleveland (9/11) . . . Made 1st-career TD at Seattle (9/25) and led team with 7 grabs for 99 yards . . . Took over main KOR duties at Arizona (10/30) . . . KOR fumble in OT set up Cardinals' winning FG . . . Led team for 3rd time vs. Buffalo with 4 catches for 40 yards . . . Tied best game and led team with 7 grabs for 84 yards . . . Had team-long KOR of 71 yards at Cincinnati (12/4) to set up 1st quarter TD . . . Had season-best 6 PRs vs. Philadelphia (12/11) . . . Had best game in regular-season finale at San Diego (12/24) . . . Made 4 catches for 165 yards and 2 TDs, including 84-yarder from Mike Tomczak . . . Added 3 PRs and 6 KORs to give 273 all-purpose yards . . . Was Steelers' only 100-yard receiving game of regular season . . . Played both playoff games and contributed 6 KORs for 101 yards . . . Was 1st WR selected in 1994 draft, 17th pick overall.

COLLEGE: Was named 1993 Big Eight offensive player of the year . . . Ranked 2nd in school history with 127 receptions for school-record 2,447 yards, and 15 TDs which shares school record . . . First WR in school history to top 2,000 career receiving yards . . . As senior named 1st team all-Big Eight with team-leading 57 catches for 1,082 yards, school-record 9 TDs . . . Named 1st team all-Big Eight as junior after making 57 receptions for school-record 1,149 yards, 5 TDs . . . Joined WR Michael Westbrook to form 4th receiving tandem in NCAA history to gain 1,000 receiving yards each in same season . . . Graduated with degree in marketing, earning Academic all-Big Eight Honor Roll accolades and school's "Academic Starters" recognition with 3.0 GPA.

PERSONAL: Single . . . Lives in Boulder, Colorado . . . Attended Cajon High in San Bernardino, California . . . Made 48 catches for 899 yards, 17 TDs . . . Named all-America despite playing in only 2 games as senior after suffering knee injury, finishing with 8 receptions for 200 yards, 4 TDs . . . Had 32 receptions and 12 TDs as junior . . . Ran 110-meter high and 300-meters intermediate hurdles for track team and lettered in basketball . . . In 1994 was Steelers' recipient of Ed Block Courage Award . . . Full name: Charles Johnson.

JOHNSON'S NFL RECORD

Regular Season						
RECEIVING	No.	Yds.	Avg.	LG	TD	
1994 Pittsburgh AFC	38	577	15.2	84t	3	
1995 Pittsburgh AFC	38	432	11.4	33	0	
NFL Totals— 2 years	76	1009	13.3	84t	3	
RUSHING	No.	Yds.	Avg.	LG	TD	
1994 Pittsburgh AFC	4	-1	-0.2	7	0	
1995 Pittsburgh AFC	1	-10	-0.2	-10	0	
NFL Totals— 2 years	5	-11	-2.2	7	0	
KICKOFF RETURNS	No.	Yds.	Avg.	LG	TD	
1994 Pittsburgh AFC	16	345	21.6	71	0	
1995 Pittsburgh AFC	2	47	21.6	71	0	
NFL Totals— 2 years	18	392	21.8	71	0	
PUNT RETURNS	No.	FC	Yds.	Avg.	LG	TD
1994 Pittsburgh AFC	15	7	90	6.0	15	0
Postseason						
RECEIVING	No.	Yds.	Avg.	LG	TD	
1994 Pittsburgh AFC	0	0	0.0	0	0	
KICKOFF RETURNS	No.	Yds.	Avg.	LG	TD	
1994 Pittsburgh AFC	6	101	16.8	24	0	
PUNT RETURNS	No.	FC	Yds.	Avg.	LG	TD
1994 Pittsburgh AFC	0	1	0	0.0	0	0

JOHNSON'S SINGLE GAME CAREER HIGHS

Regular Season

Receptions— 7 (9-25-94 at Seattle, 11-20-94 vs. Miami)
Yards Receiving— 165 (12-24-94 at San Diego)
Longest Reception— 84t (12-24-94 at San Diego)
TDs Receiving— 2 (12-24-94 at San Diego)
Kickoff Returns— 3 (12-24-94 at San Diego)
Kickoff Return Yards— 79 (12-4-94 at Cincinnati)
Longest Kickoff Return— 71 (12-4-94 at Cincinnati)
Punt Returns— 6 (12-24-94 at San Diego, 12-11-94 vs. Philadelphia)
Punt Return Yards— 88 (12-24-94 at San Diego)
Longest Punt Return— 23 (12-24-94 at San Diego)

Postseason

Kickoff Returns— 4 (1-7-95 vs. Cleveland)
Kickoff Return Yards— 73 (1-15-95 vs. San Diego)
Longest Kickoff Return— 24 (1-15-95 vs. San Diego)



NORM JOHNSON — K

9

HEIGHT— 6-2
WEIGHT— 202
COLLEGE— UCLA
BIRTHDATE— May 31, 1960
BIRTHPLACE— Garden Grove, California
HOW ACQUIRED— Unrestricted free agent from Atlanta (1995)
NFL EXPERIENCE— 15th Year
GAMES PLAYED-STARTED— '82 (9-0), '83 (16-0), '84 (16-0), '85 (16-0), '86 (16-0), '87 (13-0), '88 (16-0), '89 (16-0), '90 (16-0), '91 (14-0), '92 (16-0), '93 (15-0), '94 (16-0), '95 (16-0)
CAREER TOTALS: 211-0
STEELERS TOTALS: 16-0

PRO: One of NFL's most consistent performers . . . Had best season of career in 14th NFL year and 1st season with Pittsburgh . . . Enters 1996 ranked 15th all-time with 1,346 points, 13th with 277 field goals, and 11th with 515 PATs . . . Is 4th on NFL's all-time list for most 50-yard field goals with 19, behind Morten Andersen (28), Nick Lowery (22), Eddie Murray (21) . . . Has kicked 178 consecutive PATs . . . Joined Steelers August 21, 1995, replacing Dean Biasucci who was placed on injured reserve (8/27) and released (8/28) . . . **1995:** Altered record books for 3rd team . . . Set Steeler and career records for FGs (34) and points (141) . . . FG percentage (.829) was 4th single-season best all-time . . . 41 FG attempts ranks 3rd on single-season list . . . He lead conference for 1st time in 14-year

career and finished 2nd to Dallas' Emmitt Smith (150 points) in NFL . . . Earned all-AFC by Football News and 2nd-team all-AFC by United Press International . . . Averaged 58 yards per kick off to help Steelers lead NFL 17.5 avg. per opponent kick return . . . Kicked 7th career game-winning FG (31 yards) of career in season opening 23-20 win vs. Detroit (9/3) . . . Had 3 FGs on afternoon (39, 47, 31 yards) . . . Also had streak of 15 consecutive FGs end with 45-yard miss . . . Kicked 8th career game-winning FG in overtime at Chicago (11/5) among 3 FGs made . . . Also added 4 PATs for 13 points on afternoon, 2nd best total on season . . . Connected on 19th career 50-yarder at Cincinnati (11/19) and added season-best 5 PATs . . . Was his longest kick of season . . . Hit 5 of 5 FGs (41, 35, 32, 20, 22 yards) and 2 of 2 PATs at Oakland (12/10) for season-high 17 points . . . Tied season mark with 5 PATs vs. New England (12/3) . . . Played every postseason game . . . Vs. Buffalo (1/6) tied Steelers all-time postseason records for FGs and attempts in game with 4 of 4 FGs (45, 38, 34, 39 yards) . . . 45 yard FG was Johnson's postseason high and tied Steelers 3rd all-time long (Roy Gerela 12/19/76 at Baltimore) . . . 16 points ranks 2nd among Steelers all-time postseason scorer for game . . . Kicked 1 FG for 46 yards and was 2 of 2 on PATs, as well as perfectly executing an on side kick in Super Bowl XXX vs. Dallas (1/28) . . . **Atlanta**

Summary: Ended Falcon's career with club record for FG accuracy (.962) with 26 of 27 attempts . . . Set team mark with 4 50+ yard FGs and long kick of 54 yards . . . Club record 139 consecutive PATs . . . **1994:** 2nd best career mark for FG percentage, hitting 21 of 25 (84%) . . . Ended season with 14 FGs in row . . . Last miss was 53-yarder in Week 7 vs. San Francisco (10/16) that hit upright . . . Did not miss FG under 50 yards . . . Set club record with 6 FGs in game at New Orleans (11/13) hitting from (23, 33, 30, 31, 48, 30 yards) . . . Added 2 PATs to also set club record with 20 points in game . . . Made 18th 50+ yard FG with 50-yarder vs. Philadelphia (11/27) . . . Johnson extended his PAT streak to a club record 139 straight, third longest active streak in NFL behind Eddie Murray's 192 and Greg Davis' 143 . . . His 95 overall points were seventh-best in NFC . . . Moved past Gino Cappelletti into 16th place on League's all-time scoring list with 1,205 career points . . . **1993:** Selected to Pro Bowl for 2nd time in career . . . Named NFL Alumni kicker of Year . . . All NFL honors by Pro Football Weekly, Pro Football Writers of America, Sports Illustrated, and Football Digest . . . 2nd-team honors by Associated Press . . . Selected as NFC Special Teams Player of Week (8) . . . Hit 26 consecutive FGs, to rank 2nd best ever in NFL history at time, behind John Carney's 29 . . . Established club record for FG accuracy (.962) with 26 of 27 attempts, the 2nd best season ever in NFL history . . . Had season-high 14 points vs. New Orleans (9/12) on 4 FGs of 19, 32, 38, 30 yards and 2 PATs to earn Player of Week honors . . . Was only kicker in League to only miss one FG all season (38-yarder vs. SF in Week 15) . . . **1992:** Barely missed own club record for FG percentage . . . Made 18 of 22 (.818), 4th best in NFL . . . Was perfect 39-39 for PATs and finished with 93 points . . . Set team mark with 4 50+ yard FGs . . . Tied club record with 54-yard FG vs. N.Y. Jets (9/6) . . . Also made 2nd 54-yarder vs. New England (11/29), 52-yarder at Miami (10/11), and 51 yard FG at San Francisco (10/18) . . . **1991:** Named NFLPA's kicker of the Year . . . Set team record for FG percentage with 19 of 23 for .826 . . . Hit 15 consecutive FGs to end season . . . Miss came in season finale on 49-yard try at Dallas (12/22) . . . Was perfect inside 45 yards on 17 attempts . . . Hit 50-yarder in 23-20 OT win at New Orleans (11/24) . . . Made 4 FGs in 39-34 win at San Francisco (10/13) . . . Norm was released by Seahawks underemioniously during '91 training camp . . . On Sept. 11, after two games, Falcons cut Brad Daluiso and signed Norm as free agent . . . **Seattle**

Summary: Ended Seahawk's career as all time leader in points with 810, most career field goals with 159, attempts with 228, PAT's with 333, attempts with 338, and consecutive PAT's with 165 . . . Led entire AFC in FG accuracy in 1984 with a .833 mark, and his five FG's over 50 yards in '86 are the second most in a season in League history . . . **1990:** Ranked 4th in AFC with 102 points on 33 of 34 PATs and 23 of 32 FGs . . . 23 FGs better own record . . . Made two OT kicks in back-to-back games at San Diego (11/25) a 40-yarder in 13-10 win and a 42-yarder in a 13-10 win over Houston (12/2) . . . Made 4 FGs without miss in 19-7 win over Kansas City (10/7) . . . Hit PAT after time expired at Kansas City (11/11) in 17-16 win . . . Was 13 of 15 (86.7%) indoors and 10 of 17 (58.8%) outdoors . . . **1989:** Hit 9-16 indoors (56.3%) and 6-9 outdoors (66.7) . . . Had streak of 63 straight games snapped in season finale vs. Washington (12/23) . . . **1988:** Became Seahawk's all-time leading scorer . . . Equaled own records with 22 FGs in season and 5 FGs in game (at Raiders 12/18) . . . Had 4 FGs vs. New Orleans (10/16) and 3 at Cleveland (10/9) . . . Was 9-11 indoors (81.8%) and 13-17 outdoors (76.5%) . . . **1987:** Played 13 games, but still led team in scoring for 6th straight year . . . Ranked 6th in AFC with 85 points . . . Had 19 points in Week 2 win over Kansas City (9/20), hitting 5 of 6 FGs and 4 PATs . . . Surpassed 500 career points vs. San Diego (11/22) and ended season with 531 points . . . Connected on FGs of 33 and 41 yards in AFC Wild Card game at Houston . . . **1986:** Ranked 2nd in AFC with 108 points, his 2nd best career total . . . Trailed only New England's Tony Franklin who led NFL had 140 points . . . Set team and

personal marks for FG attempts (35) and FGs (22) . . . With team care records for FGs (64) and attempts (92) . . . Equaled two NFL records w 5 FGs of 50 yards or more in season and for 2 in one game . . . Kicked longest FGs in AFC . . . Equaled career high with 54 yarder at San Diego (10/6) . . . Had 53-yarders vs. Kansas City (9/14), at Denver (10/26) ar vs. Raiders (12/8) where he tied NFL record . . . Made 5 of 7 from 50+ more yards, only misses were of 51 and career-long attempt of 55 yard at Cincinnati (11/16) . . . Hit 42 PATs without miss to also set team record . . . **1985:** Lead team in scoring for 4th straight year . . . Hit 7 of 7 PATs . San Diego (9/15) in Week 2 in 49-35 win to set personal single-game mark . . . **1984:** Voted to Pro Bowl after breaking own scoring record w 110 points . . . Point total ranked 2nd to Steeler Gary Anderson's 117 . Earned all-Pro honors from Sporting News and Pro Football Weekly . . . Set team record with 51 PAT attempts and 50 completions . . . Tied team record with 20 field goals in 24 attempts . . . His 83.3% FG success rate set team record and led AFC and ranked 2nd in NFL to Minnesota's Ja Stenerud (86.9%) . . . Of his 4 misses, 2 were over 50-yards (51 and 55) and only 1 was inside 30 yards . . . Opened season with personal best FGs, including season-long 50 yarder vs. Cleveland (9/3) . . . **1983:** Set new Seahawks record with 103 points, breaking old mark of 100 points by Efren Herrera during 1980 season . . . Also had record 49 PATs on 51 attempts . . . Earned Pro Football Weekly's Golden Toe Award for game vs. Kansas City (11/27) when he hit 3 42-yard field goals in 4 attempts . . . His 2nd with :02 left sent game into overtime and his 3rd with 1:46 gone in OT was game winner . . . Also tied team record with 54-yard FG vs. Dallas (12/4) . . . **1982:** Won Seattle's kicking job as free agent . . . Only miss came on 52-yarder . . . Threw a 27-yard pass to Jim Zorn from formation against Denver Broncos (11/7) . . . Entered NFL as free agent May 4, 1982.

COLLEGE: Made impression on pro scouts when he booted 14 out of 20 FGs and all 34 PAT tries for UCLA during senior year . . . Leg strength was particularly evident as he kicked 7-of-11 through the uprights from 40 yards and beyond with long boot of 49 yards . . . The Business Economics major made good on 10-of-14 FG's and 32-of-33 extra points as junior after being Bruins' designated kickoff man as freshman and sophomore.

PERSONAL: Married (Lori) and has two sons - Jordan (9) and Jarrett (6) . . . A Garden Grove, CA, native, Norman was football, baseball and soccer standout at Pacifica High School . . . Besides kicking duties, played LB and TE . . . Brother, Mitch, also played football at UCLA, and father Howard, was on Cleveland Browns roster while also seeing time with baseball's New York Yankees . . . He and his wife, Lori, met while both were volunteering at Special Olympics event . . . The Seahawks' 1988 "Man of the Year" for community endeavors, he owns three "All-Pro Sport Cards," located in Northwest.

JOHNSON'S NFL RECORD

Year Team	PAT	ATT	FG	ATT	FG%	LG	Pts.
1982 Seattle	13	14	10	14	71.4	48	43
1983 Seattle	49	50	18	25	72.0	54	103
1984 Seattle	50	51	20	24	83.3	50	110
1985 Seattle	40	41	14	25	56.0	51	82
1986 Seattle	42	42	22	35	62.9	54	108
1987 Seattle	40	40	15	20	75.0	49	85
1988 Seattle	39	39	22	28	78.6	47	105
1989 Seattle	27	27	15	25	60.0	50	72
1990 Seattle	33	34	23	32	71.9	51	102
1991 Atlanta	38	39	19	23	82.6	50	95
1992 Atlanta	39	39	18	22	81.8	54	93
1993 Atlanta	34	34	26	27	96.3	54	112
1994 Atlanta	32	32	21	25	84.0	50	95
1995 Pittsburgh	39	39	34	41	82.9	50	141
NFL Totals:	515	521	277	366	75.7	54	1,346

FIELD GOALS

Year Team	1-19	20-29	30-39	40-49	50+	Total
1982 Seattle AFC	0-0	3-4	5-6	2-3	0-1	10-14
1983 Seattle AFC	1-1	4-4	4-7	8-10	1-3	18-25
1984 Seattle AFC	0-0	9-10	4-4	6-7	1-3	20-24
1985 Seattle AFC	0-0	5-5	7-9	1-8	1-3	14-25
1986 Seattle AFC	0-0	6-8	8-9	3-11	5-7	22-35
1987 Seattle AFC	0-0	7-7	4-7	4-5	0-1	15-20
1988 Seattle AFC	1-1	4-4	7-9	10-14	0-0	22-28
1989 Seattle AFC	1-1	6-7	3-4	4-8	1-5	15-25
1990 Seattle AFC	2-2	7-7	8-14	5-6	1-3	23-32
1991 Atlanta NFC	0-0	9-9	4-4	5-8	1-2	19-23
1992 Atlanta NFC	0-0	6-6	4-5	4-7	4-4	18-22
1993 Atlanta NFC	1-1	7-7	9-10	7-7	2-2	26-27
1994 Atlanta NFC	0-0	9-9	7-7	4-4	1-5	21-25
1995 Pittsburgh AFC	1-1	10-10	14-16	8-13	1-1	34-41
NFL Totals:	7-7	92-97	88-111	71-111	19-40	277-366
	(1.000)	(.948)	(.793)	(.640)	(.475)	(.757)

Career FG's - Indoors

147-188

78.2%

Career FG's - Outdoors

130-178

73.1%

	Postseason				
	Games	PAT's	FG's	LG	Points
83. Seattle AFC	3	9-9	3-4	37	18
84. Seattle AFC	2	2-2	3-4	44	11
87. Seattle AFC	1	2-2	2-2	41	8
88. Seattle AFC	1	1-2	0-0	—	1
91. Atlanta NFC	2	4-4	2-4	44	10
95 Pittsburgh AFC	3	8-8	7-8	46	29
Totals:	12	26-27	17-22	46	77

JOHNSON'S 50 YARD KICKS

Site	Date
vs. Lions, Pontiac Silverdome	September 5, 1993
vs. Jets, GA Dome	September 6, 1992
vs. Pats, GA Dome	November 29, 1992
vs. SD, Seattle Kingdome	October 6, 1986
at Dallas, Texas Stadium	December 4, 1983
vs. KC, Seattle Kingdome	September 14, 1986
at Denver, Mile High Stadium	October 26, 1986
vs. Raiders, Seattle Kingdome	December 8, 1986
at Miami, Joe Robbie Stadium	October 11, 1992
vs. Cleveland, GA Dome	November 28, 1993
vs. Cleveland, Seattle Kingdome	December 8, 1985
at Raiders, LA Coliseum	October 12, 1986
vs. Cincinnati, Seattle Kingdome	October 1, 1990
at SF, Candlestick Park	October 18, 1992
vs. Cleveland, Seattle Kingdome	September 3, 1984
at SD, Jack Murphy Stadium	October 15, 1989
at NO, Louisiana Superdome	November 24, 1991
vs. Eagles, GA Dome	November 27, 1994
at Cincinnati, Rivefront Stadium	November 19, 1995

JOHNSON'S 8 GAME-WINNERS

Opponent	Date	Dist	Opponent	Date
vs. Kansas City	11/27/83	50	at New Orleans	11/24/91
vs. Houston	11/13/88	37	vs. San Francisco	12/11/93
at San Diego	11/25/90	31	vs. Detroit	9/3/95
vs. Houston	12/2/90	24	at Chicago (OT)	11/5/95

JOHNSON'S SINGLE GAME CAREER HIGHS

Regular Season

Most Points—	20 (11-13-94 at New Orleans — 6-6 FG, 2-2 PAT)
Most FGs Attempted—	6 (11-13-94 at New Orleans, 9-20-87 vs. Kansas City)
Most FGs Made—	6 (11-13-94 at New Orleans)
Longest FG Made—	54 (5 times, last 9-5-93 vs. Detroit)
Longest FG Attempted—	55 (11-16-86 at Cincinnati)
Most PATs Made—	7 (9-15-85 at San Diego)
Most Consecutive FGs—	26 in 1993, 15 in 1994-95, and 1991
Most FGs Quarter—	3 (10-8-89 vs. Kansas City, 2nd; 12-18-88 vs. Raiders)

Postseason

Most Points—	16 (1-6-96 vs. Buffalo, 4-4 FG, 4-4 PAT)
Most FGs Attempted—	4 (1-6-96 vs. Buffalo)
Most FGs Made—	4 (1-6-96 vs. Buffalo)
Longest FG—	46 (1-28-96 vs. Dallas)
Most PATs—	4 (12-24-83 vs. Denver, 1-6-96 vs. Buffalo)

NFL All-time Scoring Leaders

George Blanda	2,002
Jan Stenerud	1,699
Nick Lowery	1,634
Eddie Murray	1,473
Pat Leahy	1,470
Gary Anderson	1,441
Morten Anderson	1,440
Jim Turner	1,439
Matt Bahr	1,422
Mark Mosley	1,382
Jim Bakken	1,380
Fred Cox	1,365
Lou Groza	1,349
Norm Johnson	1,346
Jim Breech	1,246

NFL All-time Field Goals Made

1. Jan Stenerud	373
2. Nick Lowery	366
3. George Blanda	335
4. Morten Anderson	333
5. Gary Anderson	331
6. Eddie Murray	325
7. Pat Leahy	304
Jim Turner	304
9. Mark Mosley	300
Matt Bahr	300
11. Jim Bakken	282
Fred Cox	282
13. Norm Johnson	277
14. Jim Breech	264

NFL All-time PAT's

George Blanda	943	7. Matt Bahr	522
Lou Groza	641	8. Jim Turner	521
Jan Stenerud	580	9. Fred Cox	519
Pat Leahy	558	10. Jim Breech	517
Nick Lowery	536	11. Norm Johnson	515
Jim Bakken	534		



DONTA JONES – LB

54

(Pronounced DON-tay)

HEIGHT– 6-2

WEIGHT– 226

COLLEGE– Nebraska

BIRTHDATE– August 27, 1972

BIRTHPLACE– in Washington D.C.

HOW ACQUIRED– Draft (4th in 1995)

NFL EXPERIENCE– 2nd Year

GAMES PLAYED-STARTED– '95 (16-0)

CAREER TOTALS: 27-4

PRO: Reserve linebacker spent rookie season learning from 2 of NFL's premiere outside linebackers . . . Aggressiveness and speed made him an immediate impact on special teams . . . One of 6 rookies to make 53-man roster and one of only 3 rookies to play every game . . . **1995:** Played every game and led team with 21 (15 solo) special teams tackles, 7 more than next closest Steeler . . . Made 2 special teams tackles at Miami (9/18), vs. San Diego (10/1), at Oakland (12/10) . . . 1st defensive tackle came vs. Jacksonville (10/29) . . . Best game was at Chicago (11/5) where contributed 3 special teams stops and 2 defensive tackles . . . Tie season high 3 special teams tackles at Cincinnati (11/19) . . . Made solo tackle vs. Houston (12/3) . . . Made TD saving tackle on Napoleon Kaufman after returned kick 50 yards to Pittsburgh 37 yard line at Oakland (12/10) . . . Played every playoff game and made a solo special teams tackle vs. Buffalo (1/6) . . . Was 125th player drafted overall . . . Drafted with choice from Pittsburgh 2nd choice in round.

COLLEGE: 2-year starter at LB finished career with 106 tackles and 9 sacks . . . Made 20 starts in 39 career-games . . . Started every game at ROLB as senior, making 52 tackles, 5 sacks and 10 stops for losses . . . Also registered team-high 22 QB pressures . . . Started 8 of 10 games as junior . . . Started both inside and outside . . . As 2nd-year freshman, played behind Trev Alberts (5th player selected by Indianapolis in 1993) . . . Shared Nebraska's weight-lifter of the year honors in 1993 . . . Graduated with degree in Accounting and Business Administration.

PERSONAL: Single . . . Lives in LaPlata, Maryland . . . All-State and all-Metro Washington selection at McDonough High in Promet, Md. . . . Started at TE and LB . . . Recorded 172 tackles and 15 sacks . . . Played in Maryland-Pennsylvania "Big 33" all-star game . . . Was center on basketball team, averaging 10 points per game . . . Was sub 2-minute half miler and ran the 400 meters in 49 seconds . . . Full name: Donta Jones.

JONES' NFL RECORD

Regular Season

TACKLES

1995 Pittsburgh AFC

*Team leader

Solo	Asst.	Total	Sp.T.	Sacks	FF	FR
3	1	4	21*	0.0	0	0

4th-quarter forced fumble in AFC Championship game vs. Indianapolis (1/14) . . . Led Steelers with 8 tackles and 1 sack in Super Bowl XXX vs. Dallas (1/28) . . . Joined Ray Seals to make one of only two Troy Aikman sacks . . . Recipient of the "Chief Award" (in honor of Art Rooney) given to member of Steelers' organization who best exemplifies spirit of cooperation with media . . . **1994:** Played every game and finished 2nd on team to fellow LB Chad Brown with 100 tackles (70 solo), 3 sacks, 2 interceptions and six pass defenses . . . Made 1st sack of season, 2nd of career vs. Indianapolis (9/18) . . . Had 1st-career interception and finished 2nd on team with 9 tackles vs. Cincinnati (10/16), steal led to TD and 14-0 Pittsburgh halftime lead . . . 2nd on team with season-high 11 tackles vs. Arizona (10/30) . . . Had 2nd interception vs. Miami (11/20) . . . Led team with 9 tackles vs. Eagles (12/11) . . . Also had 1 sack at N.Y. Giants (10/23) and Houston (11/6) . . . Ended regular-season with 8 tackles at San Diego, 2nd on team . . . Added 14 tackles while starting both playoff games . . . Led team with 10 stops vs. San Diego in Championship game . . . **1993:** Won starting job over veteran David Little and made 12 starts in base defense . . . Finished 2nd to Greg Lloyd with 103 tackles and 4 forced fumbles, adding 1 sack, 2 fumble recoveries including 1 TD . . . Also made 3 special teams tackles . . . Shared team lead with 10 tackles vs. San Francisco (9/5) in 1st NFL start . . . Scored TD on 16-yard return of fumble vs. San Diego (10/10) for game's only TD . . . Got 1st sack the next week vs. New Orleans (10/17), forcing fumble which set up TD . . . Shared team lead with 11 tackles plus 1 special teams tackle at Denver (11/21) . . . Made game-saving tackle at goal line on final play in 17-14 win vs. New England (12/5) . . . Vs. Houston (12/19) did not start in dime defense but replaced injured Greg Lloyd at MLB and made 8 tackles, 1 forced fumble, 1 fumble recovery which set up 4th-quarter TD . . . Forced 2 fumbles vs. Cleveland (1/2) . . . In playoffs at Kansas City (1/8), made team-leading 12 tackles . . . **1992:** Played in all 16 games on special teams, tying for 3rd with 10 tackles . . . Made 2 special teams tackles each at San Diego (9/20) and Cleveland (10/11), 1 in each of 6 other games . . . Batted down pass at line of scrimmage at Buffalo (11/8) . . . Was 38th player drafted overall, 5th among LBs behind Quentin Coryatt, Marco Coleman, Robert Jones and Mark D'Onofrio.

COLLEGE: As 4-year starter at OLB, made 19 sacks to rank 4th in school history . . . Did not miss a game, setting school OLBs record with 43 starts . . . One of 12 Lombardi Award finalists as senior after making 5.5 sacks, 67 tackles to also earn 1st team All-America and All-ACC honors . . . As junior was only underclassman among 5 Butkus Award finalists . . . Finished with 6.5 sacks, 77 tackles, 3 interceptions as sophomore . . . Made 5.5 sacks and 71 tackles as freshman making 7 starts . . . Worked toward degree in sociology at Clemson during off-season.

PERSONAL: Single . . . Lives in Lamar, S.C. . . . Attended Lamar High, earning honorable mention all-state honors playing TE, OLB and KR . . . Also lettered in basketball . . . Full name: Lorenzo Levon Kirkland.

KIRKLAND'S NFL RECORD

RANKINS CAREER RECORD							
Regular Season							
INTERCEPTIONS	No.	Yds.	Avg.	LG	TD		
1994 Pittsburgh AFC	2	0	0.0	0	0		
TACKLES							
	Solo	Asst.	Total	Sp.T.	Sacks	FF	FR
1992 Pittsburgh AFC	1	4	5	10	0	0	0
1993 Pittsburgh AFC	64	39	103	3	1	4	2
1994 Pittsburgh AFC	70	30	100	1	3	0	0
1995 Pittsburgh AFC	58	30	88	0	1	0	2
NFL Totals- 4 years	193	104	296	14	5	4	4
Postseason							
TACKLES	Solo	Asst.	Total	Sp.T.	Sacks	FF	FR
1992 Pittsburgh AFC	0	0	0	0	0	0	0
1993 Pittsburgh AFC	11*	2	13*	0	0	0	0
1994 Pittsburgh AFC	7	7	14	0	0	0	0
1995 Pittsburgh AFC	17	4	21	0	1	1	0
NFL Totals- 4 years	35	13	48	0	1	1	0

*Team leader

STEELERS HOTEL — 1996

Home Games	Pittsburgh Hilton	412-391-4600
San Diego Chargers*	New Otani Hotel (Tokyo, Japan)	011-81-33-325-1111
Green Bay Packers*	Paper Valley Hotel	414-733-8000
Philadelphia Eagles*	Philadelphia Airport Hilton	215-365-4150
Jacksonville Jaguars	Jacksonville Marriott	904-296-2222
Kansas City Chiefs	Westin Crown Center	816-474-4400
Houston Oilers	Marriott Medical Center	713-796-0080
Atlanta Falcons	Atlanta Airport Hilton	404-767-9000
Cincinnati Bengals	Hyatt Regency	513-579-1234
Miami Dolphins	Fort Lauderdale Airport Hilton	954-920-3300
Baltimore Ravens	Renaissance Harbor Place Hotel	410-547-1200
Carolina Panthers	Southpark Suite Hotel	704-364-2400

*Preseason



CARNELL LAKE – SS

37

HEIGHT– 6-1

WEIGHT– 210

COLLEGE– UCLA

BIRTHDATE– July 15, 1967

BIRTHPLACE– Salt Lake City, Utah

HOW ACQUIRED– Draft (2nd in 1989)

NFL EXPERIENCE– 8th Year

GAMES PLAYED-STARTED– '89 (15-15), '90 (16-16), '91 (16-16), '92 (16-16), '93 (14-14), '94 (16-16), '95 (16-16)

CAREER TOTALS: 109-109

PRO: Unselfish player epitomized the "team" attitude . . . Risked all-Pro honors by making move from safety to cornerback . . . 2-time Pro Bowler provided steady play and inspiration . . . Probably only player to start career as linebacker, move to safety then move to cornerback and earn Pro Bowl honors . . . Has been regular starter at SS since arriving as 2nd-round draft choice in 1989, starting all 109 games played and missing only 3 games in career . . . Made conversion from college LB to SS in NFL

. . . **1995:** Named Steelers' Franchise Player, signed Aug. 14 . . . Earned 2nd Pro Bowl trip as SS despite being moved from safety to corner in Game 8 . . . Named AP all-Pro 2nd team and UPI all-AFC 1st team . . .

Started every game for 2nd consecutive year . . . Finished 4th on team with 73 tackles . . . Was 2nd with 11 passes defended and had 5 stops in opponents backfield . . . Intercepted Chris Chandler at Houston (9/10) and returned pick 32 yards for TD, 1st career return for TD . . . Led team with 8 stops (6 solo) at Miami (9/18) . . . Forced Robert Smith fumble vs. Minnesota (9/24) . . . Led team in tackles for 2nd time at Jacksonville with 8 stops . . . Moved to LCB in Game 8 vs. Jacksonville (10/29) and made 4 tackles, 1 pass defense and 1 sack . . . Moved to RCB following week at Chicago (11/5) and remained at RCB for remainder of season . . . Had 3rd best season total with 7 tackles at Cleveland (11/26) . . . Recovered Brett Favre fumble on Jason Gildon sack to set up 2nd-quarter field goal at Green Bay (12/24) . . . Added 14 tackles and an interception in postseason . . . Started both playoff games and Super Bowl XXX vs. Dallas (1/28) at RCB . . . Made 3rd-quarter interception vs. Buffalo (1/6) that set up FG . . . **1994:** Consistency and hard work paid dividends in form of 1st Pro Bowl berth of career . . . Named all-Pro by AP and College and Pro Football Newsweekly . . . Started every game for 4th time in 6-year career . . . Finished 5th on team with 82 tackles (68 solo), 1 sack, 1 interception, and 14 pass defenses . . . Added 3 forced fumbles and 1 fumble recovery . . . Led team with 12 tackles vs. Dallas in season opener (9/4) . . . Tied team lead with 7 tackles at Cleveland (9/11) . . . Recovered 4th-quarter fumble forced by Greg Lloyd on Cincinnati's final drive to preserve 14-10 win (10/16) . . . Made 6 tackles and his only interception of season vs. Buffalo (11/14) . . . Had forced fumble at Arizona (10/30), vs. Houston (11/6), and Cleveland (12/18) . . . Recorded Steelers' only safety of season vs. Cleveland in playoff game (1/7) . . . Finished postseason with 10 tackles to rank third on team . . . **1993:** Had career highs with 4 interceptions, 5 sacks and 91 tackles, adding 1 forced fumble, 2 fumbles recovered . . . Made 1st interception in 3 years in opener vs. San Francisco (9/5), setting up FG . . . Made 10 tackles and forced interception in 50th consecutive start at Los Angeles Rams (9/12), but left game with sprained ankle and was inactive the next week, ending streak of 50 starts . . . Dressed but did not play at Atlanta (9/27) . . . Made interception and forced fumble vs. New Orleans (10/17), earned defense game ball at Cincinnati (11/7) with 7 tackles, 2 passes defended . . . Got 6th career sack and 4th vs. Broncos at Denver (11/21), followed by 2 sacks among 8 tackles at Houston (11/28) . . . Made interception, 5 tackles, 4 passes defended vs. New England (12/5) . . . Had excellent game at Miami (12/13) with 1 sack, 1 interception, 1 fumble recovery, 8 tackles, 2 QB pressures . . . In 75th career start vs. Houston (12/19), recovered fumble and got 5th sack of season . . . In playoffs at Kansas City (1/8), made 6 tackles . . . **1992:** Started all 16 games for 3rd straight season, finishing with 85 tackles, 2 sacks, 2 forced fumbles, 2 fumble recoveries . . . Led team with 12 tackles at Buffalo (11/8) and set up TD with return of fumble vs. Detroit (11/15) . . . Recorded sacks at Cincinnati (11/29), vs. Seattle (12/6) . . . In playoffs had team's lone sack among 4 tackles vs. Buffalo (1/9) . . . **1991:** Started all 16 games and made 83 tackles to rank 2nd on team, 1 sack, 10 passes defended . . . Had season-high 11 tackles at Buffalo (9/8) . . . Got sack at Denver (11/3) for 3rd in 3 seasons . . . **1990:** Tied for 3rd on team with 67 tackles, 1 interception, 11 passes defended, 1 sack, 2 fumbles forced, 1 fumble recovered . . . Made interception vs. San Diego (10/7) followed by sack the next week at Denver (10/14) . . . Forced fumbles vs. Atlanta (11/4) and Cleveland (12/23), recovering 1 of 8 fumbles by Browns . . . **1989:** Unanimous choice as Steelers' rookie of year as well as 1st team NFL all-rookie after starting 1st 15 games . . . Had more starts than any other Steelers rookie, finishing with 70 tackles . . . Also led team with 5 fumble recoveries, made 5 special teams tackles . . . Named AFC

defensive player of week at Cleveland (10/15) with interception, fumble recovery, 5 solo tackles . . . Made 1st NFL sack at Denver (11/5), recovered 2 fumbles vs. San Diego (11/19), set up TD on return with fumble recovery and lateral at Miami (11/26) . . . Sat out season finale at Tampa Bay (12/24) with bruised chest, returning to start both playoff games . . . In playoffs made 8 tackles at Houston (12/31), 7 at Denver (1/7) . . . Was 34th player drafted overall, 5th DB and 1st in 2nd round behind Deion Sanders, Donnell Woolford, Steve Atwater and Louis Oliver

COLLEGE: A 3-year starter at OLB, made 24.5 sacks, 275 tackles (165 solo), 5 fumble recoveries, 1 interception . . . Named first team All-America and All-PAC 10 as senior with 78 tackles, 4.5 sacks . . . As junior made 13 sacks to lead PAC 10, career-high 53 solo tackles among 88 total . . . Had 4 sacks, 75 tackles as sophomore in 1st year as starter . . . Graduated in June, 1993 with degree in political science.

PERSONAL: Married (Monica) with daughter Siena (9/2/95) . . . Lives in Pittsburgh . . . An honorable mention All-America by The Sporting News and Adidas/Scholastic Coach as RB and OLB for Culver City High in Inglewood, Cal. . . . Rushed for 956 yards, 12 TDs in 1st 5 games of senior year before dislocating elbow . . . Was inducted into Culver City High Hall of Fame on June 7, 1991 and has established \$1,500 scholarship fund at alma mater . . . Father (Eugene) is from nearby Midland, Pa. . . . Full name: Carnell Augustino Lake.

LAKE'S NFL RECORD

Regular Season

INTERCEPTIONS	No.	Yds.	Avg.	LG	TD
1989 Pittsburgh AFC	1	0	0.0	0	0
1990 Pittsburgh AFC	1	0	0.0	0	0
1991 Pittsburgh AFC	0	0	0.0	0	0
1992 Pittsburgh AFC	0	0	0.0	0	0
1993 Pittsburgh AFC	4	31	7.8	26	0
1994 Pittsburgh AFC	1	2	2.0	2	0
1995 Pittsburgh AFC	1	32	32.0	32t	1
NFL Totals—7 years	8	65	8.1	32t	1

TACKLES	Solo	Asst.	Total	Sp.T.	Sacks	FF	FR
1989 Pittsburgh AFC	63	7	70	5	1	2	5*
1990 Pittsburgh AFC	57	10	67	2	1	2	1
1991 Pittsburgh AFC	70	13	83	0	1	0	0
1992 Pittsburgh AFC	66	19	85	0	2	2	2
1993 Pittsburgh AFC	77	14	91	0	5	1	2
1994 Pittsburgh AFC	68	14	82	0	1	3	1
1995 Pittsburgh AFC	63	10	73	0	1.5	1	1
NFL Totals—7 years	464	87	551	7	12.5	11	12

Postseason

INTERCEPTIONS	No.	Yds.	Avg.	LG	TD		
1995 Pittsburgh AFC	1	3	3.0	3	0		
TACKLES	Solo	Asst.	Total	Sp.T.	Sacks	FF	FR
1989 Pittsburgh AFC	10 *	5	15 *	0	0	0	0
1992 Pittsburgh AFC	4	0	4	0	1	0	0
1993 Pittsburgh AFC	4	2	6	0	0	0	0
1994 Pittsburgh AFC	7	3	10	1	0	0	0
1995 Pittsburgh AFC	14	0	14	1	0	0	0
NFL Totals— 7 years	39	10	49	0	1	0	0

*Team leader



TIM LESTER — FB

HEIGHT— 5-9

WEIGHT— 227

COLLEGE— Eastern Kentucky

BIRTHDATE— June 15, 1968

BIRTHPLACE— Miami, Florida

HOW ACQUIRED— Veteran Free Agent (1995)

NFL EXPERIENCE— 5th Year

GAMES PLAYED-STARTED— '92 (10-0), '93 (16-14), '94 (14-4), '95 (6-0)

CAREER TOTALS: 46-19

STEELERS TOTALS: 6-1

34

PRO: Well-built runner and outstanding blocker . . . Adds toughness and aggressiveness to special teams . . . Signed to Steelers' active roster Oct. 10, 1995 . . . Went to 1994 Pro Bowl as guest of newest Pittsburgh rusher Jerome Bettis in appreciation for his blocking . . . Was 10th round pick by Rams (255th overall) in 1992 NFL Draft . . . **1995:** Joined Steelers' Oct. 10 and played six games and started the regular-season finale . . . Active for game at Cincinnati (11/9) and had 3 rushes for 5 yards . . . Started at Green Bay (12/24) and had 2 carries for 4 yards and made 1st career touchdown . . . Played every postseason game including Super Bowl XXX vs. Dallas (1/28) . . . Solid special teams player added 3 stops

In regular season and 3 more in postseason . . . **1994:** Appeared in 14 games with 4 starts . . . Finished season with 14 yards on seven carries and one reception for 1 yard . . . Finished with 22 total hits on special teams . . . Had career-high 5 carries for 12 yards, including long of 8 at Tampa Bay (12/11) . . . Had 8 yard kickoff return at Green Bay (10/9) . . . **1993:** Made first career start at Green Bay (9/5) . . . Made 1st career catch (4 yards) vs. Steelers (9/12) . . . 1st career rushing attempt and most productive day at Giants (9/19) . . . Finished with 3 carries for 12 yards and caught career-high 5 passes for career-high 45 yards . . . Had career-long 21-yard reception at Houston (9/26) . . . Rushed for career-high 28 yards on 2 carries at Atlanta (10/14) . . . Included career-long 26-yard run in second quarter . . . **1992:** Used as blocking back and on special teams . . . recorded three total (two solo) special teams tackles. **COLLEGE:** Ended career at Eastern Kentucky by averaging 5.3 yards on 682 carries for 3,635 yards with 37 touchdowns . . . Was named Ohio Valley Conference back of week three times in 1991 . . . Set career-highs of 41 carries and 291 yards and three TDs in 29-20 victory over Tennessee Tech in 1990 . . . Missed most of 1989 season with knee injury . . . Was named Ohio Valley Conference Rookie of Year in 1988 after gaining 1,239 rushing yards. **PERSONAL:** Married (Kendra) with twin daughters, Brandi and Breanna (1/20/94) . . . Lives in Miami, Fla. . . . Track standout with best times of 48.7 in 400 meters and 1:56 in 800 meters . . . Two-year letterman for Miami Southridge Spartans . . . Nickname "T-Les" . . . Nearly had his football career taken away during the summer of 1987 when a construction truck in Miami ran a red light and plowed into his car . . . Tim suffered major head injuries and was told by doctors that he may never play football again . . . After enduring severe headaches and vision problems during his redshirt season at Eastern Kentucky, Tim made it back on the field in 1988 . . . He rushed for 109 yards against Delaware State in his first college game.

LESTER'S NFL RECORD

RUSHING	Regular Season				
	No.	Yds.	Avg.	LG	TD
1992 L.A. Rams NFC	0	0	0.0	0	0
1993 L.A. Rams NFC	11	74	6.7	26	0
1994 L.A. Rams NFC	7	14	2.0	8	0
1995 Pittsburgh AFC	5	9	1.8	3	1
NFL Totals— 4 years	23	97	4.2	26	1

LESTER'S SINGLE GAME CAREER HIGHS

Regular Season

Yards Rushing— 28 (10/14/93 at Atlanta)
Rushing Attempts— 5 (12/11/94 at Tampa Bay)
Longest Run— 26 (10/14/93 at Atlanta)
Receptions— 5 (9-19-93 at N.Y. Giants)
Yards Receiving— 45 (9-19-93 at N.Y. Giants)
Longest Reception— 21 (9/26/93 at Houston)
Additional Career Statistics: Kickoff returns: 1991 12 for 194 yards, 1992 13 for 228 yards, 1994 1 for 8 yards; Pass receiving: 1993 18 for 154 (lg 21), 1994 1 for 1 yard



GREG LLOYD — LB

95

HEIGHT— 6-2

WEIGHT— 228

COLLEGE— Fort Valley State

BIRTHDATE— May 26, 1965

BIRTHPLACE— Miami, Florida

HOW ACQUIRED— Draft (6th in 1987)

NFL EXPERIENCE— 10th Year

GAMES PLAYED-STARTED— '87 (IR), '88 (9-4), '89 (16-16), '90 (15-14), '91 (16-16), '92 (16-16), '93 (15-15), '94 (15-15), '95 (16-16)

CAREER TOTALS: 118-112

PRO: Relentless, attacking-style of play has earned Lloyd league-wide respect...Regarded as one of NFL's elite pass rushers...Has ability to disrupt opponent's passing game and wreak havoc in backfield...Two-time Steelers' MVP (1991, '94), 5-time Pro Bowl selection (1992-96), and 2-time team sack leader (1989, '92) in 9 NFL seasons . . . Has 49 career sacks to lead active Steelers and rank 4th in team history . . . Has led team in forced fumbles last 5 seasons with 29 . . . Began NFL career as 6th-round draft choice and missed 1st 1-1/2 seasons with knee injuries . . . Is 4th LB in Steelers' history to play in 5 Pro Bowls . . . Only LBs Andy Russell, Jack Ham, and Jack Lambert have played in more Pro Bowls . . . Starting ROLB moves to MLB in dime defense . . . **1995:** Voted defensive co-captain with Levon Kirkland by teammates . . . Started every game for 1st time since 1992 . . . Named to 5th Pro Bowl . . . Consensus all-Pro by AP, C&PFW, Football Digest, Pro Football Weekly, Sporting News . . . Twice earned AFC Defensive player of Week honors . . . Led team with

career high 117 tackles . . . 2nd time leading team in tackles and 2nd time surpassing 100 tackle mark . . . Team leader with 18 stops behind line of scrimmage and 6 forced fumbles . . . Tied career interception high (3), best since 1989 . . . Led team in tackles for 5 games . . . Had double-digit tackles for 3 games . . . Led team with 12 tackles (10 solo) vs. Jacksonville . . . Made career-long 52-yard interception return at Chicago (11/5) to set up TD and earned AFC Defensive Player of Week 11 after recording 4 tackles, 2 QB pressures, 2 sacks, 1 interception a pass defense and a forced fumble . . . Led team with season high 13 tackles vs. Houston (12/3) . . . Earned 2nd AFC Defensive Player of Week 15 vs. New England (12/16) after tying season high with 13 stops (7 solo) and causing Ben Coates fumble that was returned by Chris Oldham for TD . . .

Finished postseason with 20 tackles, one behind team leader Levon Kirkland . . . Led team with 2 sacks and 6 QB pressures . . . 2nd on team with 8 tackles in Super Bowl XXX vs. Dallas (1/28) . . . **1994:** Named to 4th Pro Bowl in 6th season as starter . . . Voted MVP by teammates for second time in career . . . Consensus all-Pro by AP, C&PFW, Football Digest, Sports Illustrated, USA Today . . . Named defensive player of year by United Press International and Kansas City 101 Club . . . Played 15 games with 15 starts . . . Ranked 3rd on team with 91 tackles (73 solo), career-highs with 10 sacks and 7 forced fumbles . . . Also had 10 pass defenses and 1 fumble recovery . . . Tied team record with sack in 6 consecutive games, Games 5-10 . . . Was third on team with 21 QB pressures . . . Opened season with 10 tackles vs. Dallas (9/4) . . . Led team with 8 stops vs. Houston (10/3), also had 1 forced fumble and 1 sack . . . Ended 4 of Bengals final 13 plays including a sack and forced fumble to preserve 14-10 win vs. Cincinnati (10/16) . . . October heroics earned Lloyd AFC defensive player of month . . . Made 27 tackles, sack in every October game and 3 forced fumbles . . . Led team with 9 tackles vs. Miami (11/20) . . . Did not dress for San Diego game (12/24) . . . Made 11 tackles while starting both playoff games . . . **1993:** Named Pro Bowl starter after leading team in tackles for 1st time with 111, including 6 sacks, and in forced fumbles with 5 . . . Started 15 games, missing Week 17 at Seattle (12/26) with hamstring injury which ended streak of 47 straight starts . . . Made 16 tackles in 1st 2 games before earning defense game ball vs. Cincinnati (9/19) with sack, team-high 8 tackles . . . Made 14 tackles and fumble recovery at Atlanta (9/27) . . . Named AFC defensive player of week and got defense game ball vs. San Diego (10/10) with sack, team-leading 11 tackles and 2 forced fumbles, 1 of which was returned by Levon Kirkland for game's only TD . . . Shared lead with 8 tackles vs. New Orleans (10/17) before getting sack and forced fumble at Cleveland (10/24) . . . Tackle leader at Cincinnati (11/7) with 8, at Houston (11/28) with 12 while starting at MLB in dime defense . . . Named AFC defensive player of week for 2nd time at Miami (12/13) with 2 sacks, 7 tackles . . . Strained L hamstring vs. Houston (12/19) and was inactive at Seattle (12/26) . . . Returned to start vs. Cleveland (1/2) and forced 2 fumbles which set up 2 FGs in addition to 1 sack to move to 7th in team history . . . In playoffs at Kansas City (1/8) made 1 sack among 3 tackles . . . **1992:** Led team in sacks (6.5), fumbles forced (5) and fumbles recovered (3) to earn 2nd trip to Pro Bowl as "need" player . . . Had interception at San Diego (9/20), 13 tackles at Green Bay (9/27), including 1/2 sack, 1 forced fumble . . . Had forced fumble and sack among 9 tackles vs. Cincinnati (10/19) followed by 2 sacks at Kansas City (10/25) for 4th multiple-sack game of career . . . Made 8 solo stops and forced 2 fumbles at Buffalo (11/8), followed by forced fumble, blocked pass and 5 tackles vs. Detroit (11/15) . . . Had 2 sacks at Chicago (12/13) for 2nd 2-sack game of year . . . **1991:** As need player became 8th LB under Chuck Noll to play in Pro Bowl, joining Andy Russell, Henry Davis, Jack Ham, Jack Lambert, Robin Cole, Mike Merriweather and David Little . . . Was 3rd on team with 76 tackles, 2nd with 8 sacks, led team with 6 forced fumbles, shared lead with 2 fumbles recovered, and added 1 interception . . . Also handled long-snapping duties on punts for 4 games . . . Had 2 sacks, fumble recovery in opener vs. San Diego (9/1) . . . Made interception vs. New England (9/15), followed by a sack in each of next 2 games at Philadelphia (9/22) and Indianapolis (10/6) . . . Earned game ball in OT win at Cincinnati (11/10) with 2

STEELERS' ALL-TIME SACK LEADERS

1.	73.5	DE	L.C. Greenwood (1969-81)
2.	66	*DT	Joe Greene (1969-81)
3.	59	DE	Keith Willis (1982-87,89-91)
4.	46	LB	Greg Lloyd (1988-95)
	46	DE	Dwight White (1971-80)
6.	40	DT	Ernie Holmes (1972-77)
7.	35	DT	Gary Dunn (1977-87)
8.	32	DT	Steve Furruss (1972-80)
9.	31	LB	Kevin Greene (1993-95)
	31	LB	Mike Merriweather (1982-87)

*Member of Pro Football Hall of Fame

sacks, 8 tackles, forced and recovered fumble which set up winning TD in OT . . . Forced 3 fumbles in next 5 weeks and added sack vs. Cincinnati (12/15) . . . Capped season with 9 tackles vs. Cleveland (12/22) . . . Led or shared team lead in sacks all season until 4-sack outing by Jerrol Williams in final game . . . **1990:** In 14 starts made 4.5 sacks, 62 tackles, 1 interception, 1 forced fumble . . . Had sack in opener at Cleveland (9/9), another along with forced fumble vs. San Diego (10/7), and got interception vs. Cincinnati (12/2) . . . Sat out game 15 vs. Cleveland (12/23) with ankle sprain but made 7 tackles in finale at Houston (12/30) . . . **1989:** Team sack leader with 7, 2nd-leading tackler with 92 after starting all 16 games for 1st time . . . Added career-high 3 interceptions, 3 fumble recoveries . . . Made 4 sacks in last 4 games including 2 vs. Houston (12/3) . . . Had 11 solo tackles at Denver (11/5), interceptions vs. Chicago (11/12) and at Miami (11/26) . . . Won game ball at New York Jets (12/10) with 8 tackles, 1 interception, 1 sack . . . **1988:** Spent 1st 7 weeks on injured reserve after suffering knee injury in pre-season game vs. Philadelphia (8/14) and undergoing arthroscopic surgery Aug. 15 . . . Activated Oct. 22 and played in 1st NFL game vs. Denver (10/23) . . . Played in last 9 games with 4 starts, finishing with 33 tackles, 1/2 sack, 2 forced fumbles while playing ROLB . . . Made 1st NFL start vs. Philadelphia (11/13), got 1/2 sack the next week at Cleveland (11/20) . . . Forced 2 fumbles vs. Miami (12/18) . . . **1987:** Spent rookie year on injured reserve with knee injury suffered on 2nd day of training camp (July 27) . . . Underwent reconstructive surgery Aug. 7, went on injured reserve Aug. 28 . . . Was 150th player drafted overall, 30th among LBs.

COLLEGE: A 3-time team MVP, 3-time All-SIAC, 1986 SIAC defensive player of the year and team captain . . . Was team's tackle leader each of last 2 seasons . . . As junior had 97 tackles, 16 sacks, 2 interceptions, 2 fumble recoveries, 1 blocked punt . . . Majored in electrical engineering.

PERSONAL: Married (Rhonda) with sons Gregory Lenard II (2/10/89) and Jhames Isaac Lloyd (5/7/95) and daughter Tiana Cassandra (5/17/92) . . .

Lives in Fayetteville, Ga. . . Graduated 28th in class of 250 from Peach County (Ga.) High . . . Has 7 brothers and sisters . . . In 1988 was Steelers' recipient of Ed Block Courage Award . . . Very active in the community, leads weekly player visit to Children's Hospital . . . Started flag football league and serves as commissioner for Pittsburgh youth in 1994 . . . Was subject of Juvenile Diabetes Association fund-raising comic book to raise . . .

Was finalist for NFL Man of the Year award in 1995 . . . Society Earned black belt degree in Taekwondo in June of 1993 . . . Became 2nd degree black belt in February of 1995 . . . Wife Rhonda is on national board of NAACP . . . Appeared with Rhonda in Steelers United Way commercial in 1992-93 . . . Received 1994 Pittsburgh YMCA Man of Year Award . . . Full name: Gregory Lenard Lloyd.

LLOYD'S NFL RECORD

Regular Season

INTERCEPTIONS	No.	Yds.	Avg.	LG	TD
1989 Pittsburgh AFC	3	49	16.3	31	0
1990 Pittsburgh AFC	1	9	9.0	9	0
1991 Pittsburgh AFC	1	0	0.0	0	0
1992 Pittsburgh AFC	1	35	35.0	35	0
1993 Pittsburgh AFC	0	0	0.0	0	0
1994 Pittsburgh AFC	1	8	8.0	8	0
1995 Pittsburgh AFC	3	85	28.3	52	0
NFL Totals— 9 years	10	186	18.6	52	0

TACKLES	Solo	Asst.	Total	Sp.T.	Sacks	FF	FR
1988 Pittsburgh AFC	24	9	33	0	0.5	2	1
1989 Pittsburgh AFC	82	10	92	0	7*	1	3
1990 Pittsburgh AFC	55	7	62	0	4.5	1	0
1991 Pittsburgh AFC	64	12	76	1	8	6*	2
1992 Pittsburgh AFC	66	30	96	0	6.5*	5*	3*
1993 Pittsburgh AFC	67	44	111*	0	6	5*	1
1994 Pittsburgh AFC	73	18	91	0	10.0	7*	1
1995 Pittsburgh AFC	88	29	117*	0	6.5	6*	0
NFL Totals— 9 years	519	159	678	1	49.0	33	11

Postseason

TACKLES	Solo	Asst.	Total	Sp.T.	Sacks	FF	FR
1989 Pittsburgh AFC	9	1	10	0	0	0	0
1992 Pittsburgh AFC	3	2	5	0	0	0	0
1993 Pittsburgh AFC	3	0	3	0	1	0	0
1994 Pittsburgh AFC	6	5	11	0	0	0	0
1995 Pittsburgh AFC	14	6	20	0	2	0	0
NFL Totals— 9 years	35	14	49	0	3	0	0

*Team leader

LLOYD'S SINGLE GAME CAREER HIGHS

Regular Season

Sacks— 2 (8 times, last time 11-13-95 vs. Cleveland)



ALVOID MAYS – CB

28

HEIGHT– 5-9

WEIGHT– 180

COLLEGE– West Virginia

BIRTHDATE– July 10, 1966

BIRTHPLACE– Bradenton, Florida

HOW ACQUIRED– Unrestricted Free Agent from Washington Redskins (1995)

NFL EXPERIENCE– 7th Year

GAMES PLAYED-STARTED– '90 (15/1), '91 (13/0), '92 (16-3), '93 (15/2), '94 (2/0), '95 (13-8)

CAREER TOTALS: 65-12

STEELERS TOTALS: 13-6

PRO: Heady cornerback and top special teams player . . . Adds veteran experience to secondary . . . Signed as UFA May 18, 1995 after spending 5 seasons with Washington Redskins . . . Played 59 games, including 7 postseason contests for Redskins . . . Member of dime defense . . . **1995:** Went from backup to starter when Rod Woodson was sidelined with knee injury . . . Started career-high 6 games . . . Played 13 games while missing 3 with foot injury . . . Started Game 2 at Houston (9/10) . . . Made season-high 7 tackles (6 solo) and 1 forced fumble vs. Minnesota (9/24) . . . Best game vs. San Diego (10/1) with 3 tackles, 2 pass defenses and 2 interceptions, including his 1st return for TD . . . Started at RCB until Game 7 vs. Cincinnati (10/19) . . . Inactive at Cleveland (11/26), vs. Houston (12/3), and at Oakland (12/10) . . . Played playoff game vs. Buffalo (1/6) . . . Inactive for AFC Championship game and Super Bowl XXX vs. Dallas (1/28) . . . **1994:** Played two games as starter in nickel defense . . . Made 4 tackles in season-opener vs. Seattle (9/4) . . . Added 4 more stops in Game 2 at New Orleans Saints (9/11) before suffering left knee sprain . . . Placed on reserve/injured September 27 for remainder of season . . . **1993:** Played 15 games and made 2 starts . . . Started 2 consecutive games at left corner, in Game 12 at Tampa Bay (12/5) and Game 13 vs. New York Jets (12/11) . . . Made 4 tackles and 5 special teams stops vs. Buccaneers . . . Had season-high 5 tackles in Jets game . . . **1992:** Special teams leader paced Washington with 54 total hits . . . Finished with career-high 52 tackles and 2 interceptions . . . Started Game 11 at New Orleans (11/23), when Martin Mayhew was out with broken arm, and had career-high 9 tackles . . . Had an interception vs. Arizona Cardinals (11/29) and at Philadelphia Eagles (12/20) . . . Played in both playoff games . . . **1991:** Found niche as team's 4th CB and on special teams . . . With injuries to both Darrell Green and A.J. Johnson in Super Bowl XXVI, Alvoid played almost entire game . . . 3rd-quarter sack of Jim Kelly caused fumble and he finished the game with 4 tackles . . . Finished season with career-high 28 tackles and added 51 total hits on special teams . . . Played every post-season game . . . **1990:** Longshot to make Redskins roster . . . Was packing and boxing orange juice for Tropicana Florida when Redskins called to invite to training camp . . . But with AJ Johnson out (offseason knee surgery) and Brian Davis sidelined during training camp with an injury, Alvoid took advantage of opportunity and found roster spot . . . Mainly used as reserve in nickel package and on special teams . . . Alvoid finished third on special teams with 84 total hits and had a season-high 10 special teams hits in the win over Miami . . . Played in both playoff games . . . **1989:** An 8th-round draft choice (217th) by Houston . . . Was cut by Oilers in training camp, and did not play that season.

COLLEGE: Transferred to West Virginia after 2 years at Pratt (Kansas) Community College . . . As senior, contributed 28 tackles plus team-leading 5 interceptions . . . Earned all-ECAC, AP honorable mention all-America, and 2nd team all-East honors . . . Had two interceptions in a Mountaineer win over Pittsburg.

PERSONAL: Single . . . Has daughter Chanel (4/10/93) and resides in Bradenton, Fla. . . . Attended Manatee High School in Bradenton, lettering in football, basketball and track . . . Enjoys "rap" music career . . . Rap career began while at West Virginia, when recorded "Mountaineer Rap" with quarterback and roommate Major Harris with proceeds going to the Ronald McDonald House . . . Made rap album during 1996 off-season . . . Hopes to move into record producing instead of performing . . . Participated (along with several other Redskins) and appeared in recording artist Prince's Super Bowl rap tribute which was part of CBS' Super Bowl pre-game show . . . Drives classic 1962 Chevy Bel Air, which became a collector's antique in 1992 on its 30th anniversary . . . Full name: Alvoid Wilson Mays.

MAY'S NFL RECORD

Regular Season

INTERCEPTIONS	No.	Yds.	Avg.	LG	TD
1990 Washington NFC	0	0	0.0	0	0
1991 Washington NFC	1	0	0.0	0	0
1992 Washington NFC	2	18	9.0	13	0
1993 Washington NFC	0	0	0.0	0	0

1994 Washington NFC	0	0	0.0	0	0
1995 Pittsburgh AFC	2	35	17.5	32t	1
NFL Totals- 6 years	5	53	10.6	32t	1

TACKLES	Solo	Asst.	Total	Sp.T.	Sacks	FF	FR
1990 Washington NFC	9	4	13	14	0.0	0	0
1991 Washington NFC	18	10	28	7	0.0	0	0
1992 Washington NFC	34	18	52	4	0.0	0	0
1993 Washington NFC	20	4	24	5	0.0	0	0
1994 Washington NFC	6	2	8	0	0.0	0	0
1995 Pittsburgh AFC	34	3	37	1	0.0	1	0
NFL Totals- 6 years	121	41	162	31	0.0	1	0

MAY'S SINGLE GAME CAREER HIGHS

Regular Season

Interceptions- 2 (10-1-95 vs. San Diego)

Return Yard- 35 (10-1-95 vs. San Diego)

Longest Interception Return - 32t (10-1-95 vs. San Diego)



DAMON MAYS - WR

86

HEIGHT- 5-9

WEIGHT- 170

COLLEGE- Missouri

BIRTHDATE- May 20, 1968

BIRTHPLACE- Phoenix, Arizona

HOW ACQUIRED- Veteran Free Agent (1995)

NFL EXPERIENCE- 4th Year

GAMES PLAYED-STARTED- '92 (1-0), '93 (1-0), '94 (0-0), '95 (0-0)

CAREER TOTALS: 2-0

STEELERS TOTALS: 0-0

PRO: Four-year pro hopes hard work will finally deliver results of promising talent . . . Spent offseason rehabilitating shoulder injury suffered in 1995 training camp . . . **1995:** Signed with Steelers April 20 . . . Assigned to injured reserve (8/21) after constructive surgery to left shoulder injury . . . Joined Steelers after 2 seasons with Houston Oilers . . . **1994:** Attended Oilers training camp but was released (8/22) . . . **1993:** Played one game for Houston . . . **1992:** Joined Houston as free agent (5/18) . . . Released in training camp (8/28) . . . Signed to practice squad (10/8) and activated (10/31) . . . Played one game . . . **1991:** Entered NFL as 9th round draft choice of Dallas Cowboys . . . Was 235th player taken overall . . . Released Aug. 20 and signed to the Cowboys practice squad Aug. 28 . . . Released by the Cowboys Nov. 27 . . . Rejoined Dallas' practice squad Dec. 16

COLLEGE: Played for Glendale (Arizona) Community College before heading to Missouri . . . Finished Missouri with 52 receptions for 896 yards, 8 TDs (17.2 average) . . . Made 26 catches for 524 yards, 5 TDs as senior . . . Majored in physical education.

PERSONAL: Married (Bahia) with 2 children . . . Lives in Phoenix . . . Played basketball for Phoenix Central High . . . Father, Damon Mays, Sr. was HB for Michigan State . . . Born May 20, 1968 in Phoenix, Az . . . Full name: Damon Mays, Jr.



FRED McAFEE - RB

25

HEIGHT- 5-10

WEIGHT- 193

COLLEGE- Mississippi College

BIRTHDATE- June 20, 1968

BIRTHPLACE- Philadelphia, Mississippi

HOW ACQUIRED- Veteran Free Agent (1994)

NFL EXPERIENCE- 5th Year

GAMES PLAYED-STARTED- '91 (9-0), '92 (14-1), '93 (15-4), '94 (13-0), '95 (16-1)

CAREER TOTALS: 67-6

STEELERS TOTALS: 29-1

PRO: Tough blocker and versatile runner provides reliable depth in backfield and contributes on special teams . . . Joined Steelers November 9, 1994 after three seasons with New Orleans and a 7-game stop with Arizona . . . Began NFL career as 6th-round draft selection by New Orleans in 1991 NFL Draft . . . Played in 38 games with 5 starting roles over three seasons with Saints . . . **1995:** Voted Steelers special teams captain for 1995 . . . Played 16 games with one start . . . Finished as 3rd leading rusher with 39 carries and 156 yards, 1 TD . . . Added 15 receptions for 88 yards and finished 4th on team with 13 special teams tackles . . . Had

2 rushes for 28 yards, 2 catches for 22 yards and scored on 22-yard rush at Houston (9/18) . . . Also added a season-high 3 special teams stops . . . Season-high 4 receptions for 15 yards vs. Cincinnati (10/19) . . . Made 2 special teams tackles at Miami (9/18) and vs. Houston (12/3) . . . Recovered Ernest Givins fumbled kick return on the Jaguars 15 yard line to set up TD and give Steelers a 14-0 lead vs. Jacksonville (10/29) . . . Bulk of his work came in final 3 games subbing for Bam Morris (inactive hamstring) and Eric Pegrum (ribs) . . . Made 6 carries for 7 yards at Oakland (12/10) . . . Had 7 rushes for 23 yards vs. New England . . . Made 1st start as Steeler in regular-season finale at Green Bay (12/24) . . . Set season highs with 17 rushes and 62 yards and tied season best 4 catches for 12 yards . . . Played every postseason game and added 3 special teams tackles . . . **1994:** Joined Steelers as free agent November 9 and played 6 games . . . Inactive for Game 10 vs. Buffalo (11/14) . . . Played 1st game for Pittsburgh, vs. Miami (11/20) . . . Filled in as 2nd RB and had 6 rushes for 18 yards at Cincinnati (12/4) . . . Had 10 carries for 38 yards, 1 TD as 2nd RB at San Diego (12/24) . . . Added 5 special teams tackles on season . . . Began 1994 campaign as free agent with Cardinals on August 2, 1994 . . . Played 7 games for Arizona primarily on special teams . . . Rushed twice and had one TD . . . Was Cardinals' team leader with 13 special teams tackles . . . Made season-high 4 KORs vs. Dallas (10/23) . . . Waived by Cardinals Oct. 31 . . . **1993:** Played 15 games with 4 starts . . . Rushed for 160 yards on 51 carries and returned 28 kickoffs for 20.7-yard average . . . Posted season-best 70 yards on 21 attempts, 1 TD at Minnesota (11/28) . . . Had 55-yard KOR vs. Green Bay (11/14) . . . **1992:** Saw only limited action in 14 games with 39 carries for 114 yards . . . Had 43 yards on 10 attempts vs. Miami (11/29) . . . In next outing, ran for 43 yards on 17 rushes and added 16-yard catch vs. Atlanta (12/3) . . . Had 4 carries for 24 yards, 1 TD in 2nd quarter at L.A. Rams (12/13) . . . Suffered shoulder separation on TD run and spent final 2 games plus postseason on reserve/injured list . . . **1991:** Spent 1st 6 games on Saints' practice roster until activated on November 10 . . . Led team in rushing with 494 yards and averaged 4.5 yards per carry . . . 1st New Orleans rookie to lead team in rushing since Rueben Mayes in 1986 and 2nd-highest figure by an NFC rookie in 1991 . . . Rushed for 138 yards on 28 carries, including 1st NFL TD, before an ESPN national audience vs. Atlanta (11/24) . . . Also ran for 90 yards on 22 carries with a 12-yard touchdown at San Francisco (12/1) . . . Led Saints with 49 yards on 14 carries in postseason game vs. Atlanta (12/28) . . . Was 154th player selected overall.

COLLEGE: Concluded career at Mississippi College as Gulf South Conference rushing leader with 4,320 yards on 789 carries . . . Set three school records as senior with 148 attempts for 1,583 yards and 17 touchdowns . . . One of three finalists for the Harlon Hill Trophy, given annually to best player in Division II . . . Also lettered as a sprinter on the school's track team . . . Received degree in mass communications.

PERSONAL: Single . . . Lives in Madison, Mississippi . . . All-District selection at Philadelphia (Mississippi) High School . . . Did not play football until senior year, acting as the team manager to that point . . . Full name: Fred Lee McAfee.

McAFEE'S NFL RECORD

Regular Season					
RUSHING	No.	Yds.	Avg.	LG	TD
1991 New Orleans NFC	109	494 *	4.5	34	2
1992 New Orleans NFC	39	114	2.9	19	1
1993 New Orleans NFC	51	160	3.1	27	1
1994 Arizona NFC	2	-5	-2.5	21	1
1994 Pittsburgh AFC	16	56	3.5	13	1
1995 Pittsburgh AFC	39	156	4.0	221	1
NFL Totals- 6 years	256	975	3.8	34	7
RECEIVING					
	No.	Yds.	Avg.	LG	TD
1991 New Orleans NFC	1	8	8.0	8	0
1992 New Orleans NFC	1	16	16.0	16	0
1993 New Orleans NFC	1	3	3.0	3	0
1994 Arizona NFC	1	4	4.0	4	0
1994 Pittsburgh AFC	0	0	0.0	0	0
1995 Pittsburgh AFC	15	88	5.9	18	0
NFL Totals- 6 years	19	119	6.3	18	0
KICKOFF RETURNS					
	No.	Yds.	Avg.	LG	TD
1991 New Orleans NFC	1	14	14.0	14	0
1992 New Orleans NFC	19	393	20.7	38	0
1993 New Orleans NFC	28	580	20.7	55	0
1994 Arizona NFC	7	113	16.1	29	0
1994 Pittsburgh AFC	0	0	0.0	0	0
1995 Pittsburgh AFC	5	56	11.2	25	0
NFL Totals- 6 years	60	1,156	19.3	55	0
Postseason					
RUSHING	No.	Yds.	Avg.	LG	TD
1991 New Orleans NFC	14	49	3.5	0	0
NFL Totals- 6 years	14	49	3.5	0	0

RECEIVING	No.	Yds.	Avg.	LG	TD
1991 New Orleans NFC	0	0	0.0	0	0
1994 Pittsburgh AFC	0	0	0.0	0	0
1995 Pittsburgh AFC	0	0	0.0	0	0
NFL Totals— 6 years	0	0	0.0	0	0
KICKOFF RETURNS	No.	Yds.	Avg.	LG	TD
1991 New Orleans NFC	4	98	24.5	39	0
1995 Pittsburgh AFC	2	37	18.5	20	0
NFL Totals— 6 years	6	135	22.5	39	0

McAFEE'S SINGLE GAME CAREER HIGHS

Regular Season

Yards Rushing— 138 (11-24-91 vs. Atlanta)
Rushing Attempts— 28 (11-24-91 vs. Atlanta)
Longest Run— 34 (11-24-91 vs. Atlanta)
TDs Rushing— 1 (7 times, last time 9-10-95 at Houston)
Receptions— 4 (2 times, last time 12-24-95 at Green Bay)
Yards Receiving— 22 (2 times, last time 9-18-95 at Miami)
Longest Reception— 18 (9-10-95 at Houston)

Postseason

Yards Rushing— 49 (12-28-91 vs. Atlanta)
Rushing Attempts— 14 (12-28-91 vs. Atlanta)

*Team leader



BARRON MILES — CB

49

HEIGHT— 5-8
WEIGHT— 165
COLLEGE— Nebraska
BIRTHDATE— January 1, 1972
BIRTHPLACE— Roselle, New Jersey
HOW ACQUIRED— Draft (6th in 1995)
NFL EXPERIENCE— 2nd Year
GAMES PLAYED-STARTED— '95 (0-0)
CAREER TOTALS: 0-0

PRO: Untested talent has athletic ability to be solid contributor in second season . . . Rookie year cut short by knee injury . . . **1995:** Suffered knee injury in preseason game at Buffalo (8/4) . . . Had surgery and placed on injured reserve Aug. 21 . . . Was 199th player drafted overall.

COLLEGE: 2-year starter at CB was force in Nebraska secondary . . . Special teams ace blocked 5 punts and 2 FGs in career . . . Senior season earned 1st-team all-Big Eight honors for 2nd year with career-high 5 interceptions . . . Added 40 tackles, 13 pass defenses, 3 blocked punts and 1 FG . . . Big Eight Conference honors as junior with career-best 50 tackles to rank 6th on team . . . Also had 5 pass defenses and 2 interceptions . . . Human development major.

PERSONAL: Single . . . Has daughter Raven (6/2/95) . . . Lives in Roselle, N.J. . . . Was option QB and S at Abraham Clark High School in Roselle, N.J. . . . Played in New Jersey All-Star game after senior season and returned a kick 102 yards for TD . . . Was born Jan. 1, 1972, the day Nebraska defeated Alabama at the Orange Bowl, 38-6, to post the school's 2nd national championship . . . Played in Orange Bowl as Nebraska defeated Miami 24-17 for the 1994 College national title . . . Full name: Barron Miles



JIM MILLER — QB

16

HEIGHT— 6-2
WEIGHT— 210
COLLEGE— Michigan State
BIRTHDATE— February 9, 1971
BIRTHPLACE— Grosse Pointe, Michigan
HOW ACQUIRED— Draft (6th in 1994)
NFL EXPERIENCE— 3rd Year
GAMES PLAYED-STARTED— '94 (0-0), '95 (3-0)
CAREER TOTALS: 3-0

PRO: Big, mobile player has talent and experience to develop into effective NFL passer . . . Gained valuable playing time in 1995 World League and limited NFL action . . . **1995:** Saw action in 3 games . . . Was inactive 3rd QB in Game 1, but took 1st NFL snap in 4th quarter replacing QB Mike Tomczak (ribs) vs. Detroit (9/3) . . . Threw one interception . . . Tomczak entered game when Neil O'Donnell suffered broken hand . . . Moved to

number two QB role for Games 2-5 . . . Replaced Tomczak at Miami (9/18) in 4th quarter and had career highs with 18 completions and 29 attempts for 210 yards, 1 interception . . . Threw 1st career TD, a 27-yard strike to Ernie Mills closing a 14-play, 88-yard drive . . . Relieved Mike Tomczak in 3rd quarter and guided team for six drives vs. Minnesota (9/24) . . . Completed 15 of 27 passes for 195 yards, 1 TD, 3 Ints . . . Rocky start with 2 ints on 1st two drives, but then moved team 80, 42 and 62 yards for 4th-quarter scores . . . TD was 42-yarder to Yancey Thigpen . . . Participated in 1 snap vs. Detroit, 32 (37 with penalty downs) at Miami and 37 (41) vs. Minnesota for a total of 70 plays . . . Assigned to Frankfurt (Germany) Galaxy of World League in '95 offseason . . . Fractured right (throwing) wrist during WL season . . . Played and started 3 games and had a record of 2-1 . . . Completed 23 of 43 passes (53.5%) for 236 yards, 1 TD, 1 interception . . . Threw long of 26 yards which was a TD and had QB rating of 67.6 . . . **1994:** Assumed life of 3rd QB . . . Ran scout team during practice sessions and relegated to clipboard duty for games . . . Inactive all season . . . Missed most of training camp with broken right thumb . . . Was 178th player drafted overall

COLLEGE: Established school records with 467 pass completions and 62.9% completion rate . . . Completed career ranked 3rd in school history in passing yards (5,037) and pass attempts (746) . . . As senior, completed 215 of 336 passes (64.0%) for 2,269 yards with 9 TDs, 10 interceptions . . . Became starter in 4th game of sophomore year and finished year . . . Named academic all-Big Ten as freshman playing in 4 games . . . Graduated with degree in financial administration, earned academic honors with 3.25 GPA

PERSONAL: Single . . . Lives in Pittsburgh . . . Named all-America at Kettering High in Waterford, Michigan . . . Selected state player of year as senior after throwing for 1,465 yards and 11 TDs, also serving as team captain and earning all-state, all-league and all-district honors . . . Earned same honors in baseball as pitcher . . . Lettered 3 times in football, 3 in baseball, 2 in basketball . . . Member of National Honor Society with 3.75 GPA . . . Started clothing line (G.E.T. Intense) with teammate Steve Avery . . . Full name: James Donald Miller

MILLER'S NFL RECORD

Regular Season

PASSING	Att.	Comp.	Yds.	Pct.	LG	TD	Int.	Rtg.
1995 Pittsburgh AFC	56	32	397	57.1	42t	2	5	53.9
QB Sacks: '95 - 2-8								

RUSHING	No.	Yds.	Avg.	LG	TD	Record as Starter	
1995 Pittsburgh AFC	1	2	2.0	2	0	1995 (0)	0-0

MILLER'S WORLD LEAGUE RECORD

Regular Season

PASSING	Att.	Comp.	Yds.	Pct.	LG	TD	Int.	Rtg.
1995 Frankfurt WL	32	23	236	53.5	26t	1	1	67.6
QB Sacks: '94 - 4-34								

RUSHING	No.	Yds.	Avg.	LG	TD	Record as Starter	
1995 Frankfurt WL	3	-2	-0.7	0	0	1994 (3)	2-1

MILLER'S SINGLE GAME CAREER HIGHS

Regular Season

- Pass Attempts- 27 (9-24-95 vs. Minnesota)
- Completions- 17 (9-18-95 at Miami)
- Yards Passing- 202 (9-18-95 at Miami)
- Longest Completion- 42t (9-24-95 vs. Minnesota)
- TD Passes- 1 (9-18-95 at Miami, 9-24-95 vs. Minnesota)
- Times Sacked- 1 (9-18-95 at Miami, 9-24-95 vs. Minnesota)
- Rushing Attempts- 1 (9-24-95 vs. Minnesota)
- Yards Rushing- 2 (9-24-95 vs. Minnesota)
- Longest Run- 2 (9-24-95 vs. Minnesota)

LATE BLOOMERS

Active Steelers who were late-round draft choices:

- WR Johnnie Barnes (9th round, San Diego in 1992)
- G/C Kendall Gammon (11th round, 1992)
- TE Tracy Greene (7th round, Kansas City in 1994)
- OT John Jackson (10th round, 1988)
- FB Tim Lester (10th round, Rams in 1992)
- LB Greg Lloyd (6th round, 1987)
- RB Fred McAfee (6th round, New Orleans in 1991)
- QB Jim Miller (6th round, 1994)
- LB Jerry Olsavsky (10th round, 1989)
- RB Erric Pegram (6th round, Atlanta in 1991)
- FS Darren Perry (8th round, 1992)
- LB Eric Ravotti (6th round, 1994)
- G/OT Justin Strzelczyk (11th round, 1990)
- CB Willie Williams (6th round, 1993)



ERNIE MILLS – WR

89

HEIGHT– 5-11

WEIGHT– 192

COLLEGE– Florida

BIRTHDATE– October 28, 1968

BIRTHPLACE– Dunnellon, Florida

HOW ACQUIRED– Draft (3rd in 1991)

NFL EXPERIENCE– 6th Year

GAMES PLAYED-STARTED– '91 (16-2), '92 (16-4), '93 (14-5), '94 (15-6), '95 (16-6)

CAREER TOTALS: 77-23

PRO: Exciting wide receiver and return specialist turned in another spectacular season . . . Is threat every time he touches ball . . . **1995:** Played all 16 games for 1st time since 1992 . . . Made 6 starts . . . Moved to full-time kick return duty . . . Named full-time starter in Game 11 . . . Set Steelers' single-season kick return record (54) and yardage record (1,306) . . . Led Steelers with 8 TD receptions, the most since Louis Lipps had 12 in 1985 . . . Led team with 2,024 all-purpose yards . . . Produced 24 of 82 (29%) of Pittsburgh's long plays (15+ yards rushing and 25+ yard per reception or kick return) . . . 14 long plays were KR's, 8 receptions, 2 rushes . . . 5 of the top 10 long plays were Ernie's, including a 62-yard TD reception and a 57-yard KR . . . Averaged more than 25 yards per kick return in 7 games . . . Had 51-yard KR and 26.8 average for 5 KR's vs. Minnesota (9/24) . . . Averaged 27.0 yards on 4 KR's vs. San Diego (10/1) . . . Led team with 6 catches for 91 yards vs. Cincinnati (10/19) . . . At Chicago (11/5), had 3 catches for 49 yards, 1 rush for 6 yards and averaged 28.6 yards on 5 KR's aided by a 49 yard return . . . Caught 10-yard game-tying TD pass from Neil O'Donnell on a 4th down play with 1:06 remaining in game to send to overtime in Steelers 37-34 win over Bears . . . Caught Kordell Stewart's 1st pass, a 2-yard TD reception, in Monday night game vs. Cleveland (11/13) . . . At Cincinnati (11/19) made 5 receptions for 80, including a 42-yard TD, the 4th longest pass reception on season and had 5 kick returns for 27.4 yard average . . . Broke Steelers season kick return yardage record (982 yards set by Woodson in 1989) with 1,014 yards on season after adding 41 yards vs. Houston (12/3) . . . Made 5 receptions for 93 yards and career high 2 TDs at Oakland (12/10) . . . Also added a season-long 57 yard kick return . . . Vs. New England (12/16) had season-high 99 yards on 3 catches, including 62-yard TD (2nd longest pass play in 1995) . . . 62-yard, 4th-quarter TD proved to be game winner . . . Also added 134 yards on 5 KR's (26.8 avg.) and 1 rush for 8 yards for 241 all-purpose yards on day . . . Started every postseason game and tied Andre Hastings for team lead with 16 catches and led with 196 yards . . . Led team with 5 receptions for 66 yards, 1 TD vs. Buffalo (1/6) . . . Made key 37-yard, 4th-quarter reception to Colts' 1-yard line on game-winning TD drive . . . the ensuing Bam Morris TD gave Steelers 20-16 lead with 1:38 remaining in AFC Championship game vs. Indianapolis (1/14) . . . Was leading receiver in Super Bowl XXX vs. Dallas (1/28) with 8 receptions before suffering torn ACL in left knee in 4th quarter . . . Finished Super Bowl with 8 catches for 78 yards and 4 KR's for 79 yards . . . **1994:** Played 15 games and made 6 starts . . . Caught 19 passes for 384 yards, 1 TD . . . Also ran 3 reverses for 18 yards and made 2 special teams tackles . . . 13 of his 19 grabs came after being named starter in Game 11 vs. Miami (11/20) . . . Hamstring injury forced to inactive list at Cleveland (9/11) . . . Made only TD of season on 14-yarder vs. Cincinnati (10/16) . . . Had career-long 43-yard reception vs. Houston (10/3) . . . Led team with 98 yards (3 catches), a regular-season career-high in 1st 1994 start vs. Miami (11/20) . . . Made regular-season high of 4 catches vs. Philadelphia (12/11) . . . Had kick return at Los Angeles Raiders (11/27) and 1 vs. Cleveland (12/18) good for 6 yards . . . Started both playoff games and emerged with two 100-yard games, first of career . . . Led all receivers with 5 receptions for 117 yards, including long of 50 yards in playoff game vs. Cleveland (1/7) . . . Responded with career-mark 8 catches for 106 yards vs. San Diego in Championship game (1/15) . . . His 8 catches ties for 2nd in NFL Championship game history . . . **1993:** Made career-high 5 starts while playing in 14 games, finishing with 29 receptions for 386 yards, 1 TD . . . Also had 3 runs off reverses for 12 yards . . . Had 4 catches for 63 yards at Los Angeles Rams (9/12) . . . Scored TD on 3-yard catch vs. Cincinnati (9/19) in 1st start . . . Had receptions in 9 straight games (games 7-15) including career-high 6 for 86 yards at Houston (11/28) in starting role . . . Last 2 starts came vs. Houston (12/19) and at Seattle (12/26), making 2 catches in each for 39 and 13 yards before being inactive vs. Cleveland (1/2) with sprained knee . . . In playoffs at Kansas City (1/8) scored TD on 26-yard pass in 2nd quarter for 17-7 lead, finishing with 4 receptions for 60 yards . . . **1992:** Made career-high 30 catches for 383 yards, sharing lead for receiving TDs with 3 despite just 4 starts . . . Added 10 special teams tackles . . . Had 3 catches for 52 yards vs. Cincinnati (10/19) after getting 6 in 1st 5 games . . . Made 13 receptions in 4-game stretch at midseason with 4 for 61 vs.

Houston (11/1), 1 for a 12-yard TD at Buffalo (11/8), 4 for 43 including TD vs. Detroit (11/15), 4 for 36 vs. Indianapolis (11/22) . . . Scored 3rd TD on 19-yard catch vs. Seattle (12/6), finishing with 7 catches in last 4 games . . . Led team with career-high 8 receptions for 93 yards in playoff game vs. Buffalo (1/9) . . . **1991:** Started 2 games and played in 16, finishing with 3 catches for 79 yards, 1 TD . . . Also scored TD on unusual punt return, made 11 KORs for 284 yards, (25.8) and led team with 15 tackles on special teams . . . Scored 1st NFL TD vs. New England (9/15) by scooping up ball in endzone after Patriots punt hit blocking back . . . Had 2 catches for 65 yards, 1 TD at Cincinnati (11/10) . . . Was 11th WR and 73rd player drafted overall.

COLLEGE: Finished career with 81 receptions for 1,585 yards, 15 TDs . . . Caught 10 TD passes as senior for most in school history since Cris Collinsworth's 9 in 1978, totalling 41 catches for 770 yards . . . Made 19 catches for 404 yards and 3 TDs as junior . . . In 5 starts as sophomore caught 9 passes for 153 yards after making 12 receptions for 258, 2 TDs as freshman . . . Graduated in Dec., 1990 with degree in sports administration/exercise and sport science.

PERSONAL: Single . . . Lives in Dunnellon, Fla., and attended Dunnellon High . . . Was 2nd-team all-state as senior DB with 53 tackles, 8 interceptions, also gaining 414 rushing yards as RB . . . Had 3.2 GPA . . . Full name: Ernest Lee Mills III.

MILLS' NFL RECORD

Regular Season

RECEIVING	No.	Yds.	Avg.	LG	TD
1991 Pittsburgh AFC	3	79	26.3	35t	1
1992 Pittsburgh AFC	30	383	12.8	22	3
1993 Pittsburgh AFC	29	386	13.3	30	1
1994 Pittsburgh AFC	19	384	20.2	43	1
1995 Pittsburgh AFC	39	679	17.4	62t	8
NFL Totals— 5 years	120	1,911	15.9	62t	14
RUSHING	Att.	Yds.	Avg.	LG	TD
1993 Pittsburgh AFC	3	12	4.0	19	0
1994 Pittsburgh AFC	3	18	6.0	17	0
1995 Pittsburgh AFC	5	39	7.8	20	0
NFL Totals— 5 years	11	69	6.3	20	0
KICKOFF RETURNS	No.	Yds.	Avg.	LG	TD
1991 Pittsburgh AFC	11	284	25.8	54	0
1992 Pittsburgh AFC	1	11	11.0	11	0
1993 Pittsburgh AFC	0	0	0.0	0	0
1994 Pittsburgh AFC	2	6	3.0	6	0
1995 Pittsburgh AFC	54 **	1,306 **	24.2	57	0
NFL Totals— 5 years	68	1,607	23.6	57	0

Additional Statistics: 1 punt return for 0 yards, TD in 1991; 15 special teams tackles (team leader) in 1991; 10 special teams tackles in 1992

Postseason

RECEIVING	No.	Yds.	Avg.	LG	TD
1992 Pittsburgh AFC	8 *	93 *	11.6	20	0
1993 Pittsburgh AFC	4	60	15.0	26t	1
1994 Pittsburgh AFC	13 *	223 *	17.2	50	0
1995 Pittsburgh AFC	16 *	196 *	12.3	37	1
NFL Totals— 5 years	25	376	15.0	50	2
KICKOFF RETURNS	No.	Yds.	Avg.	LG	TD
1995 Pittsburgh AFC	11	226	20.5	26	0

MILLS' SINGLE GAME CAREER HIGHS

Regular Season

Receptions— 6 (3 times, last 11-28-93 vs. Houston)
Yards Receiving— 99 (12-16-95 vs. New England)
Longest Reception— 42t (12-16-95 vs. New England)
TDs Receiving— 2 (12-10-95 vs. New England)
Kickoff Returns— 5 (6 times, last time 12-16-95 vs. New England)
Yards Kickoff Returns— 143 (11-5-95 at Chicago)
Longest Kickoff Return— 57 (12-10-94 at Oakland)

Postseason

Receptions— 8 (2 times, last time 1-15-95 vs. San Diego)
Yards Receiving— 117 (1-7-95 vs. Cleveland)
Longest Reception— 50 (1-7-95 vs. Cleveland)
TDs Receiving— 1 (1-8-94 vs. Kansas City)
Kickoff Returns— 4 (2 times, last time 1-28-96 vs. Dallas)
Yards Kickoff Returns— 96 (1-14-96 vs. Indianapolis)
Longest Kickoff Return— 26 (1-14-96 vs. Indianapolis)

*Team leader

**Team Record



TOM MYSLINSKI – OG

62

HEIGHT– 6-3

WEIGHT– 287

COLLEGE– Tennessee

BIRTHDATE– December 7, 1968

BIRTHPLACE– Rome, New York

HOW ACQUIRED– Unrestricted Free Agent from Jacksonville (1996)

NFL EXPERIENCE– 5th Year

GAMES PLAYED-STARTED– '92 (2-0), '93 (2-0), '94 (4-0), '95 (9-9)

CAREER TOTALS: 17-9

PRO: Versatile young lineman joined the Steelers April 24, 1996 . . . Was with Jacksonville for 1995 season . . . Spent part of 1993 season and all of 1994 with Chicago Bears after previous stints with Washington Redskins, Buffalo Bills, Dallas Cowboys and Cleveland Browns . . . Can double as long-snapper . . . Began career in 1992 as 4th-round draft choice of Dallas Cowboys . . . **1995:** Played 1st 9 games of season with Jaguars, starting at RG . . . Moved to reserve role when Jaguars claimed veteran guard Ben Coleman on waivers from Arizona Cardinals . . . On 53 man roster, but did not play final 7 games . . . Joined Jaguars as 10th selection in Feb. 15 expansion draft, the 19th player drafted overall . . . **1994:** Played in 4 games for Chicago while being inactive vs. New Orleans (10/9) and dressing but not playing in 11 others . . . Did not play in either of team's two postseason games . . . **1993:** Signed as free agent with Buffalo April 6 and made opening day roster . . . Played in opener, did not play in next three games and was inactive for 4 before being waived Nov. 15 . . . Signed with Bears Nov. 30 and was inactive for first 4 games before playing in season finale at Los Angeles Rams (1/2) . . . **1992:** Spent training camp as rookie with Dallas . . . Was waived Aug. 31 and signed next day to practice squad . . . Signed to Cleveland's active roster Sept. 8 and spent 5 games with Browns . . . Waived Oct. 9 after not playing in any games . . . Signed to Cleveland's practice squad Oct. 14 and was released 3 days later . . . Signed to Washington's practice squad Oct. 21 and moved to Redskins' active roster Nov. 11 . . . Played at Kansas City (11/16) and vs. New Orleans (11/23) before being waived Nov. 28 . . . Was 109th player drafted overall.

COLLEGE: Made 37 consecutive starts at left guard as team set school record for total yards each of last three seasons . . . Named all-Southeastern Conference and honorable mention all-American as senior . . . As junior, placed 3rd in SEC in shot put with career-best 61'2" toss.

PERSONAL: Married (Amy) with a son, Thomas Joseph Myslinski III (5/30/94) . . . Lives in Rome, N.Y. . . . Attended Rome Free Academy . . . Was 2-time state champion in discus and ranked 2nd in shot put . . . Full name: Thomas Joseph Myslinski, Jr.

TOP SINGLE-GAME TOUCHDOWN SCORERS

FOUR TOUCHDOWN PERFORMANCES

Roy Jefferson	Nov. 3, 1968	vs. Atlanta	(4 receiving)
Ray Mathews	Oct. 17, 1954	vs. Cleveland	(3 rec, 1 rush)

THREE-TOUCHDOWN PERFORMANCES

ThreeTDs Rushing:

Bam Morris	Nov. 19, 1995	at Cincinnati	(1 yard, 3, 8)
Barry Foster	Sept. 27, 1993	at Atlanta	(30, 7, 1)
Merril Hoge	Nov. 26, 1989	vs. Miami	(1, 5, 1)
Rocky Bleier	Dec. 5, 1976	vs. Tampa Bay	(7, 1, 3)
Earl Gros	Dec. 21, 1969	vs. New Orleans	
John H. Johnson	Oct. 10, 1964	vs. Cleveland	

ThreeTDs Receiving:

Eric Green	Oct. 14, 1990	vs. Denver	(3, 10, 3)
Weegie Thompson	Nov. 2, 1986	vs. Green Bay	(18, 9, 6)
Louis Lipps	Sept. 8, 1985	vs. Indianapolis	(7, 11, 16)
John Stallworth	Nov. 24, 1984	vs. San Diego	(30, 5, 45)
John Stallworth	Nov. 4, 1984	vs. Houston	(43, 17, 39)
Jim Smith	Sept. 28, 1980	vs. Chicago	(21, 29, 23)
Ray Mathews	Oct. 17, 1954	vs. Cleveland	

ThreeTouchdowns Combined:

Erric Pegram	Nov. 5, 1995	at Chicago	(1 run, 7 rec, 6 run)
Merril Hoge	Oct. 29, 1990	vs. L.A. Rams	(6 rec, 1 run, 2 rec)
Walter Abercrombie	Dec. 13, 1986	at New York Jets	(1 run, 1 rec, 1 run)
Steve Davis	Sept. 22, 1974	vs. Denver	(61 rec, 1 run, 1 run)
Franco Harris	Oct. 29, 1972	vs. Buffalo	(2 run, 18 run, 17 rec)



CHRIS OLDHAM – CB

24

HEIGHT– 5-9

WEIGHT– 193

COLLEGE– Oregon

BIRTHDATE– June 20, 1968

BIRTHPLACE– Sacramento, California

HOW ACQUIRED– Unrestricted Free Agent from Arizona Cardinals (1995)

NFL EXPERIENCE– 6th Year

GAMES PLAYED-STARTED– '90 (16-0), '91 (4-0), '92 (1-0), '93 (16-6), '94 (11-1), '95 (16-0)

CAREER TOTALS: 64-7

STEELERS TOTALS: 16-0

PRO: Versatile performer adds quality and depth to special teams and secondary . . . Originally selected by Detroit in fourth round of 1990 NFL Draft . . . Played briefly with Buffalo (1991) before two stints with Cardinals (2 games in 1991, 1 game in 1992) before spending all of the 1994 season in Arizona . . . **1995:** Played 16 games . . . Made 15 tackles on defense and added 12 special teams tackles to tie 5th on team . . . Had season-high 2 special teams tackles vs. San Diego (10/1) and at Cincinnati (11/19) . . . Made season-high 5 defensive tackles vs. Cleveland (11/13) . . . Made 4th-quarter interception at Cleveland (11/26) to help preserve a 20-17 Pittsburgh lead and eventual win . . . Added 4 tackles at Oakland (12/10) for 2nd highest output . . . Best game vs. New England (12/16) with 2 defensive stops, 1 on special teams . . . Also recovered Ben Coates fumble forced by Greg Lloyd and returned it 23 yards for TD in 4th quarter to give Steelers 2-score advantage with 1:30 remaining in game . . . Played every postseason game . . . Had 4 tackles and 2 pass defenses . . . Caused a Thurman Thomas fumble at Pittsburgh 17 yard line to preserve 20-0 lead before half vs. Buffalo (1/6) . . . Made TD saving pass defense in endzone vs. Indianapolis (1/14) in AFC Championship game . . . Indianapolis settled for FG and took 6-3, 2nd-quarter lead . . . Added a pass defense in Super Bowl XXX vs. Dallas (1/28) . . . **1994:** Played 11 games as reserve cornerback and special teamer . . . Was inactive Games 2, 3, 8-10 . . . Started final regular-season game at Atlanta (12/24) . . . Finished 2nd on team with 19 special teams stops . . . **1993:** Collected 50 tackles and team-best 3 forced fumbles despite starting just 6 games . . . Also had 8 pass defenses and 1 interception in action at both S and CB . . . Solid game at Philadelphia (9/5) with 5 tackles, an interception in the end zone, a forced fumble, and a pass defense in just 17 plays from scrimmage . . . Added 3 solo stops and a tackle inside the 20-yard line on 5 kickoff coverage plays . . . Started at S in place of Lorenzo Lynch (groin) vs. Dallas (9/19) and posted 6 tackles and a sack . . . Started at FS in place of John Booty (ankle) next 2 weeks and led club with 11 tackles vs. New Orleans (11/31) . . . Credited with 5 tackles and a hurry at Dallas (11/14), the latter forcing Cowboy quarterback Bernie Kosar into an intentional grounding penalty from his own end zone for a safety . . . Totalled 6 tackles, 1 forced fumble, 1 pass defense, and a hurry at N.Y. Giants (11/28) . . . Played primarily on special teams in final 2 games following Booty's return to lineup . . . **1992:** Signed with Cardinals on December 22 . . . Turned in superb effort in season finale with 3 solo tackles and 3 pass defenses vs. Tampa Bay (12/27) . . . Began year with San Diego Chargers on February 15 as free agent . . . Assigned to World League and started 9 games for San Antonio Riders and posted 43 tackles, 1 sack, 3 interceptions, 3 passes defended, 2 forced fumbles, and 1 fumble recovery for the league's top-rated defense . . . Returned an interception 22 yards for score in 17-14 win over Birmingham Fire (4/25) . . . Returned to Chargers for training camp . . . Waived 8/26 before joining

NFL TERMINOLOGY

The term "**Rookie**" is defined as a player who is in his first season of professional football and has not been on the roster of another professional football team for any regular-season or postseason games. A rookie is designated by an "**R**" on NFL rosters.

Players who have been active in another professional league or players who have NFL experience, including either preseason training camp or placed on a club's active or reserve-list roster for fewer than six regular-season or postseason games, are termed "**First-Year**" Players. A first-year player is designated by a "**1**" on NFL rosters. Thereafter, a player on an NFL roster for at least six regular-season or postseason games is credited with an additional year of playing experience.

Cards late in season . . . **1991:** Played in 2 contests with Buffalo and 2 more with Cardinals . . . Waived by Detroit in preseason (8/26) . . . Signed by Bills 1 month later (9/26) . . . Played for Buffalo during Weeks 5-6, then released October 8 . . . Signed with Cards on 10/16 . . . Saw action in two outings before being waived 11/13 . . . **1990:** Collected 23 solo tackles, 1 interception, and 1 pass defense as Detroit Lion rookie . . . Returned an interception 28 yards in 27-10 win at New Orleans (10/28) . . . Registered 3 tackles against Green Bay (9/30), Denver (11/22) and at Seattle (12/30) . . . Also had 13 KORs for 234 yards (18.0 avg.) with long returns of 42 yards vs. Chicago (12/16) and 41 yards at Kansas City (10/14) . . . Originally selected by Detroit in fourth round (105th overall) of 1990 NFL Draft.

COLLEGE: Registered 145 tackles and 13 interceptions during impressive career at Oregon . . . Averaged 28.7 yards on 42 kickoff returns during collegiate career, including 99-yard touchdown against Southern California . . . Led the country in KORs as junior with 29.4-yard average . . . Majored in communications at Oregon.

PERSONAL: Single . . . Lives in Phoenix, Arizona . . . Attended O. Perry Walker High School in New Orleans . . . Also played guard on basketball team, shortstop on baseball squad, and competed in the long jump in track . . . Father, Hugh, played for Ottawa Rough Riders of the CFL . . . Full name: Chris Martin Oldham.

OLDHAM'S NFL RECORD

Regular Season

INTERCEPTIONS	No.	Yds.	Avg.	LG	TD
1990 Detroit NFC	1	28	28.0	28	0
1991 Buffalo AFC	0	0	0.0	0	0
1991 Arizona NFC	0	0	0.0	0	0
1992 Arizona NFC	0	0	0.0	0	0
1993 Arizona NFC	1	0	0.0	0	0
1994 Arizona NFC	0	0	0.0	0	0
1995 Pittsburgh AFC	1	12	12.0	12	0
NFL Totals— 5 years	3	40	13.3	28	0

TACKLES	Solo	Asst.	Total	Sp.T.	Sacks	FF	FR
1990 Detroit NFC	23	2	25	7	0.0	0	0
1991 Buffalo AFC	0	0	0	0	0.0	0	0
1991 Arizona NFC	0	0	0	0	0.0	0	0
1992 Arizona NFC	3	0	3	0	0.0	0	0
1993 Arizona NFC	42	8	50	3	1.0	3	0
1994 Arizona NFC	2	0	2	19	0.0	0	0
1995 Pittsburgh AFC	10	5	15	12	0.0	0	1
NFL Totals— 5 years	80	15	95	41	1.0	3	1

KICKOFF RETURNS	No.	Yds.	Avg.	LG	TD
1990 Detroit NFC	13	234	18.0	42	0
1991 Buffalo AFC	0	0	0.0	0	0
1991 Arizona NFC	0	0	0.0	0	0
1992 Arizona NFC	0	0	0.0	0	0
1993 Arizona NFC	0	0	0.0	0	0
1994 Arizona NFC	0	0	0.0	0	0
NFL Totals— 5 years	13	234	18.0	42	0

Postseason

TACKLES	Solo	Asst.	Total	Sp.T.	Sacks	FF	FR
1995 Pittsburgh AFC	2	2	4	1	0.0	1	0



JERRY OLSAVSKY — LB

55

HEIGHT— 6-1

WEIGHT— 221

COLLEGE— Pittsburgh

BIRTHDATE— March 29, 1967

BIRTHPLACE— Youngstown, Ohio

HOW ACQUIRED— Veteran Free Agent (1994)

NFL EXPERIENCE— 8th Year

GAMES PLAYED—STARTED— '89 (16-8), '90 (15-0), '91 (16-4), '92 (7-0), '93 (7-7), '94 (1-0), '95 (15-5)

CAREER TOTALS: 77-24

PRO: Epitome of dedication and perseverance, Olsavsky made full return from possible career-ending knee injury suffered in 1993 . . . Returned to field in December of 1994 and played 1st full season in 1995 . . . Intense competitor was Steelers' 1995 Ed Block Courage Award recipient for outstanding on-field performance despite overcoming extreme personal obstacles. Was defensive and special teams leader before being sidelined after 7 games in 1993 . . . Joined Steelers as 10th-round draft choice in 1989 . . . **1995:** Played 15 games and made 5 starts for Chad Brown (ankle) . . . Began season as reserve linebacker but saw increased playing time throughout season . . . Replaced Brown vs. Cincinnati (10/19) and recorded season-high 7 tackles (5 solo) . . . Started LILB follow-

ing week vs. Jacksonville (10/29) and made 4 solo stops and 2nd career sack . . . Sack on Mark Brunell was 1st since 1989 . . . Suffered ankle injury at Cincinnati (11/19) . . . Inactive at Cleveland (11/26) with sprained ankle . . . Named starter for final 4 games . . . Made 6 (4 solo) tackles vs. New England (12/16) and 6 more (5 solo) at Green Bay (12/24) . . . Started Buffalo playoff game (1/6) and made 1st career interception . . . Made 6 tackles while starting AFC Championship game vs. Indianapolis (1/14) . . . Played more than half of defensive snaps as reserve in Super Bowl XXX vs. Dallas (1/28) . . . **1994:** Made triumphant return when signed 11/16 and was on 53-man roster for final 6 games of season . . . Activated for Cincinnati game (12/4) and used on special teams for half during a 38-15 win over Bengals . . . Inactive for both playoff games . . . **1993:** Played and started 7 games before placed on injured reserve October 26, after suffering dislocated left knee at Cleveland (10/23) and tearing 3 of 4 ligaments (medial collateral, anterior and posterior cruciate) . . . A cadaver was used to replace 2 ligaments and a 3rd was surgically repaired . . . Became full-time starter, taking over for Hardy Nickerson, who went to Tampa Bay as UFA . . . Made 9 tackles in Game 1 vs. San Francisco (9/5), Game 2 at L.A. Rams (9/12) and Game 5 vs. San Diego (10/10) . . . Made 2 tackles before suffering season-ending injury in 2nd quarter at Cleveland (10/23) . . . Was Steelers' 2nd-leading tackler with 37 stops going into Cleveland game . . . **1992:** Missed one game with broken hand, 8 with foot sprain . . . Finished with 3 tackles on defense, 5 on special teams with one forced fumble . . . Sat out opener at Houston (9/6) with broken right hand suffered in preseason game at Chicago, was inactive at San Diego (9/20) with sprained foot . . . Made 3 tackles on defense replacing Hardy Nickerson at Green Bay (9/27) . . . Forced fumble on KO at Kansas City (10/25) before suffering sprained right foot in 4th quarter vs. Houston (11/1), going on injured reserve from Nov. 6 to Dec. 26 . . . Activated to play in regular season finale vs. Cleveland (12/27) and in playoffs vs. Buffalo (1/9) . . . **1991:** Played in all 16 games, starting first 4 for David Little . . . Finished with 32 tackles on defense, was 2nd in special teams tackles with 13 . . . Made 24 tackles in 4 starts with 7 vs. New England (9/15), 8 at Philadelphia (9/22) . . . Made 8 of 13 special teams tackles in last 6 games with 3 solo stops vs. Washington (11/17) . . . **1990:** Played in 15 games, ranking 3rd in special teams tackles with 8, adding 6 tackles on defense . . . Saw limited duty at ILB . . . Had best game vs. Cleveland (12/23) with 2 solo tackles on special teams, 2 forced fumbles, 4 solo tackles on defense . . . **1989:** Named to NFL all-rookie team after starting 8 games in first season . . . Played on special teams and as backup to Nickerson in first 8 games . . . Started last 8 games after Nickerson suffered fractured leg, finishing with career-best 41 tackles, one sack, one forced fumble, 8 special teams tackles . . . Made 35 tackles in starting role with 8 in first start at Denver (11/5) . . . Led team with 10 solo stops the next week vs. Chicago (11/12), earning Oscar Mayer special teams player of week honors . . . Got first NFL sack and forced fumble vs. Houston (12/3) . . . In playoffs blocked punt at Houston (12/31) to set up TD . . . Was 259th player drafted overall.

COLLEGE: Named first team Kodak all-America, first team All-East, All-ECAC as senior after making 129 tackles to become school's first player since 1976 to have 3, 100-tackle seasons . . . Team tackle leader 2 of last 3 years, made 101 tackles as junior despite missing 3 games with sprained knee, team-high 127 tackles as sophomore . . . Graduated in 1990 with degree in information science.

PERSONAL: Single . . . Lives in Pittsburgh . . . Attended Chaney High in native Youngstown, Ohio, where he was 2-time all-city selection . . . Active in community with Easter Seals, Special Olympics, Partnerships in Education, Multiple Sclerosis and Blue Cross Caring Program . . . Full name: Jerome Donald Olsavsky.

OLSAVSKY'S NFL RECORD

TACKLES	Regular Season				Sacks	FF	FR
	Solo	Asst.	Total	Sp.T.			
1989 Pittsburgh AFC	37	4	41	8	1.0	1	0
1990 Pittsburgh AFC	6	0	6	8	0.0	2	0
1991 Pittsburgh AFC	25	7	32	13	0.0	0	0
1992 Pittsburgh AFC	1	2	3	5	0.0	1	0
1993 Pittsburgh AFC	24	15	39	1	0.0	0	0
1994 Pittsburgh AFC	0	0	0	1	0.0	0	0
1995 Pittsburgh AFC	24	10	34	7	1.0	0	0
NFL Totals- 7 years	117	38	155	43	2.0	4	0

TACKLES	Postseason				Sacks	FF	FR
	Solo	Asst.	Total	Sp.T.			
1995 Pittsburgh AFC	6	5	11	0	0	0	0
NFL Totals- 7 years	6	5	11	0	0	0	0

INTERCEPTIONS	No.	Yds.	Avg.	LG	TD
1995 Pittsburgh AFC	1	5	5.0	5	0

Additional Statistics: Blocked one punt in playoffs in 1989, Postseason, 1 interception, 5 yards in 1995.



JAMES PARRISH – OT

79

HEIGHT– 6-6

WEIGHT– 310

COLLEGE– Temple

BIRTHDATE– May 19, 1968

BIRTHPLACE– Baltimore, Maryland

HOW ACQUIRED– Veteran Free Agent (1995)

NFL EXPERIENCE– 3rd Year

GAMES PLAYED-STARTED– '91 (0-0), '92 (6-0), '93 (1-0), '94 (0-0), '95 (16-1)

CAREER TOTALS: 23-1

STEELERS TOTALS: 16-1

PRO: Veteran lineman has matured into consistent performer for Steelers . . . Has versatility to play guard, tackle or center . . . Will compete for starting RT spot created when Leon Searcy signed with Jacksonville . . . Joined Steelers February 22, 1995 . . .

1995: Played full season for 1st time in career . . . Made 1st career start LT in Game 4 vs. Minnesota (9/24) for John Jackson (knee) . . . Also played on special teams and lined up at TE, but had no statistics . . . Played every playoff game and Super Bowl XXX vs. former team Dallas Cowboys (1/28) . . . **1994:** Attended Cowboys 1994 training camp . . . Released August 17 and claimed off waivers by Philadelphia Aug. 18 and released Aug. 20 . . . Re-signed by Cowboys October 25 and released November 1 . . . **1993:** Signed by San Francisco 49ers in May of 1993 . . . Waived by 49ers September 7 . . . Claimed by Indianapolis Colts September 8 and spent next 5 weeks on 53-man roster . . . Deactivated for 4 games with Colts before being released on October 12 . . . Signed to 49ers practice squad November 11 and released December 1 . . . Signed with Dallas December 7 and 5 days later Dallas' Pro Bowl C Mark Stepnoski went down with season-ending knee injury vs. Minnesota (12/12), opening roster spot on offensive line . . . Placed on active roster December 22 . . . Played in NFC championship game . . . Inactive for Super Bowl XXVIII . . .

1992: Signed by San Diego Chargers in February of 1992 as Plan B free agent from Miami Dolphins and assigned to London Monarchs of the World League for 5 games . . . Joined Barcelona Dragons in April and played 1 game . . . Returned to San Diego and released during training camp . . . **1991:** Entered NFL as free agent with Miami Dolphins in 1991 . . . Spent entire season on reserve/PUP with knee injury . . . **COLLEGE:** 3-year letterman and 2-year starter at RT . . . Earned degrees in Political Science and Economics . . . **PERSONAL:** Single . . . Lives in Baltimore, Maryland . . . Attended Dundalk (Maryland) High . . . Letterman in football, basketball and track . . . Can speak Spanish, French, and Japanese . . . 1st Steeler to have a WEB page on the internet (<http://www.jamesparrish.lm.com>) . . . Active in Pittsburgh charities including Big Brothers & Sisters, American Red Cross and high school assemblies throughout Pittsburgh . . . Full name: James Herbert Parrish, Jr.



ERRIC PEGRAM – RB

20

HEIGHT– 5-10

WEIGHT– 195

COLLEGE– North Texas State

BIRTHDATE– January 7, 1969

BIRTHPLACE– Dallas, Texas

HOW ACQUIRED– Unrestricted Free Agent from Atlanta (1995)

NFL EXPERIENCE– 6th Year

GAMES PLAYED-STARTED– '91 (16-7), '92 (16-1), '93 (16-14), '94 (13-5), '95 (15-11)

CAREER TOTALS: 76-38

STEELERS TOTALS: 15-11

PRO: Versatile runner showed poise and agility, along with endurance to be every-down runner . . . Has 6-career 100-yard games . . . Spent 1st 4 NFL seasons with Atlanta Falcons, before signing as unrestricted free agent April 27, 1995 . . . **1995:** Shared time in backfield with Bam Morris then moved to starter in Game 5 . . . Started 11 of 15 games played . . . Led team and ranked 10th in AFC with 813 yards and 213 carries . . . Subbed for Morris vs. Minnesota (9/24) and set career-high 2 TDs among his 16 rushes for 49 yards . . . Made 1st start as Steeler vs. San Diego (10/1) and rushed for 95 yards on 23 carries . . . Followed John Jackson block to career long 38-yard run vs. Cincinnati (10/19) and had season-high 39 yards receiving on 3 catches . . . Rush was longest by a Steeler back on season . . . In best overall performance at Chicago (11/5), Erric rushed 24 times for 61 yards and 2 TDs along with season-best 6 receptions for 37 yards and 1 TD in 37-34 OT win over Bears . . . Receiving TD

was 1st of career and 2 rushing scores tied career mark of earlier in season. His final rushing TD tied game 27-27 in 4th quarter. Had 5th career 100-yard game vs. Cleveland (11/19), when he rushed for 112 yards on 26 carries. Made 6th career 100-yard rushing performance at Oakland (12/10). Led team rushing with 10 carries for 36 yards despite leaving game in 3rd quarter with bruised chest vs. New England (12/16). Inactive for season finale at Green Bay (12/24). Started every playoff game and was leading rusher in AFC Championship game vs. Indianapolis (1/14) with 46 yards on 10 carries. Started Super Bowl XXX vs. Dallas (1/28). **1994:** Started 1st 5 games of season, played 13 on year. Inactive 3 games. Finished 2nd on team with 358 yards, 103 carries, 1 TD. Added 16 receptions for 99 yards. Had season-best in opener, with 23 carries for 93 yards, 1 TD at Detroit (9/4). Ran for 74 yards on 14 attempts vs. Kansas City (9/18). Rushed for 45 yards and caught season-best 4 passes for 20 yards vs. L.A. Rams (9/11). Added 45 more yards at L.A. Rams (10/2) and had season-high 28 yards receiving. Rushed 73 times for 286 yards (3.9 avg.), 1 TD during 5 games as starter. **1993:** Started 14 of 16 games played and rushed for 1 185 yards on 292 carries. Rushing total was 7th-best in Falcons' team history and 4th in NFL for yards and carries in 1993. Rushed for more than 100 yards in 4 games and had registered 8 games where he combined for over 100 yards, including career-best 212 yards vs. San Francisco (9/19). Career day fueled by 192 yards rushing on 27 attempts. It was 3rd-best single-game rushing total in 28-year history of Falcons and most rushing yards ever by a 49ers' opponent in their 48-year history. Combined for personal-best 166 yards (87 rush, 79 pass) vs. L.A. Rams (10/14). Had 34 carries for 123 yards rushing at New Orleans (10/24). Added 128 yards, 27 carries at L.A. Rams (11/14). Personal-best 6 catches for 94 yards at Houston (12/5). 2nd-best rushing day at Cincinnati (12/26) with 180 yards on career-high 37 attempts. **1992:** Played 16 games with 1 start. Used primarily as backup RB and special teamer. **1991:** As rookie, earned spot of final roster with 71-yard performance in final preseason game at Dallas (8/23) and started 7 games. Ranked 3rd on team with 606 all-purpose yards. Rushed for 78 yards on 11 attempts vs. Minnesota (9/8) in 2nd game as Pro. Scored 1st NFL TD vs. Green Bay (12/1) to aid Falcons to 35-31 come from behind win. Ended season with 58 yards at Dallas (12/22). Started both playoff games and gained 28 yards on 14 carries and caught 1 pass for 5 yards. Entered NFL as 6th-round draft selection (145th overall) by the Falcons.

COLLEGE: Tutored by former Steelers' WR Ron Shanklin (1970-74). Led team and finished 2nd in Southland Conference in rushing, with 212 carries for 957 yards, 5 TDs and receiving with 56 catches for 444 yards, 1 TD. Finished career with 1,613 yards and 94 receptions, including TD longs of 76 and 78 yards. Best game was 218-yard performance vs. Alcorn State.

PERSONAL: Married (Sonja) with daughters Alexandria and Taylor (1/14/96) who was born on day of AFC Championship game. Lives in Atlanta, Georgia. Attended Hillcrest High in Dallas where participated in track and football. Name spelled with two r's because parents wanted him to be similar to twin brother, Derric. Full name: Erric Demont Pegram.

PEGRAM'S NFL RECORD

Regular Season

RUSHING	No.	Yds.	Avg.	LG	TD
1991 Atlanta NFC	101	349	3.5	34	1
1992 Atlanta NFC	21	89	4.2	15	0
1993 Atlanta NFC	292	1,185*	4.1	29	3
1994 Atlanta NFC	103	358	3.5	25	1
1995 Pittsburgh AFC	213	813*	3.8	38	5
NFL Totals- 5 years	730	2,794	3.8	38	10

RECEIVING	No.	Yds.	Avg.	LG	TD
1991 Atlanta NFC	1	-1	-1.0	-1	0
1992 Atlanta NFC	2	25	12.5	19	0
1993 Atlanta NFC	33	302	9.2	30	0
1994 Atlanta NFC	16	99	6.2	28	0
1995 Pittsburgh AFC	26	206	7.9	22	1
NFL Totals- 5 years	78	631	8.1	30	1

KICKOFF RETURNS	No.	Yds.	Avg.	LG	TD
1991 Atlanta NFC	16	257	16.1	30	0
1992 Atlanta NFC	8	143	17.9	42	0
1993 Atlanta NFC	4	46	11.5	17	0
1994 Atlanta NFC	9	145	16.1	35	0
1995 Pittsburgh AFC	4	85	21.3	28	0
NFL Totals- 5 years	41	676	16.5	42	0

Postseason

RUSHING	No.	Yds.	Avg.	LG	TD
1991 Atlanta NFC	14	28	2.0	10	0
1995 Pittsburgh AFC	24	94	3.9	17	0
NFL Totals- 5 years	38	122	3.2	17	0

RECEIVING	No.	Yds.	Avg.	LG	TD
1991 Atlanta NFC	1	5	5.0	5	0
1995 Pittsburgh AFC	4	85	21.3	28	0
NFL Totals- 5 years	5	90	18.0	28	0

PEGRAM'S SINGLE GAME CAREER HIGHS

Regular Season

Yards Rushing- 192 (9-19-93 at San Francisco)
Rushing Attempts- 37 (12-26-93 vs. Cincinnati)
Longest Run- 38 (10-19-95 vs. Cincinnati)
TDs Rushing- 2 (9-24-95 vs. Minnesota, 11-5-95 at Chicago)
Receptions- 6 (12-5-93 at Houston, 11-5-95 at Chicago)
Yards Receiving- 99 (12-5-93 at Houston)
TDs Receiving- 1 (11-5-95 at Chicago)

Postseason

Yards Rushing- 46 (1-14-96 vs. Indianapolis)
Rushing Attempts- 11 (12-28-91 at New Orleans)
Longest Run- 17 (1-6-96 vs. Buffalo)
TDs Rushing- 2 (9-24-96 vs. Minnesota, 11-5-96 at Chicago)
Receptions- 2 (1-6-96 vs. Buffalo)
Yards Receiving- 21 (1-6-96 vs. Buffalo)

*Team leader



DARREN PERRY - FS

39

HEIGHT- 5-11

WEIGHT- 196

COLLEGE- Penn State

BIRTHDATE- December 29, 1968

BIRTHPLACE- Chesapeake, Virginia

HOW ACQUIRED- Draft (8th in 1992)

NFL EXPERIENCE- 5th Year

GAMES PLAYED-STARTED- '92 (16-16), '93 (16-16), '94 (16-16), '95 (16-16)

CAREER TOTALS: 64-64

PRO: Dependable, productive defender has nose for ball and knack for big plays . . . Has played and started every game (64) since joining team as 8th-round choice in 1992 . . . 2nd to Rod Woodson among active players with 21 career interceptions . . . Has averaged interception every 3 games . . . Steelers' rookie of the year in 1992 . . . Also contributes on special teams . . . **1995:** Finished season with 70 tackles, 2nd to Willie Williams with 4 interceptions and 3rd on team with 10 passes defended . . . Ranked 7th on team with 10 special teams tackles . . . Opened 1995 campaign with 3 tackles, 2 pass defenses and an interception . . . In Game 4 vs. Minnesota (9/24) led team with 9 tackles (8 solo) made 2nd interception and led special teams with 3 stops . . . Added 6 more tackles (5 solo) and 2 pass defenses vs. San Diego (10/1) . . . Made 3rd interception of season at Chicago (11/5) and contributed 7 more tackles . . . Tied season high of 3 special teams tackles at Cleveland (11/26) . . . Perry made his 4th theft at Houston (12/5) from Will Furrer . . . Equaled season high with 9 solo tackles vs. New England (12/14) . . . Added 14 tackles while starting every postseason game, including 5 stops vs. Buffalo (1/6) and 5 in Super Bowl XXX . . . **1994:** Started every game for 3rd year . . . Led team and finished 3rd in NFL with career-high 7 interceptions . . . Made 65 tackles (49 solo), 15 pass defenses and 2 fumble recoveries . . . Produced 1/3 of Steelers' opponent takeaways . . . Opened season with 9 stops and 1 interception for career-long 42 yards vs. Dallas (9/4) . . . Had career-high 3 picks at Cleveland (9/11) . . . Took NFL lead with 5th theft at Seattle (9/25) . . . Extended NFL lead with 6th interception at N.Y. Giants (10/23) . . . Added season-high 10 tackles and one fumble recovery at Arizona (10/30) . . . Led defense with 4 solo tackles at Cincinnati (12/4) . . . Set career-season mark with 7th interception vs. Eagles (12/11) . . . Had 5 defensive tackles, 1 special teams hit and 1 interception while starting both playoff games . . . **1993:** Started all 16 games for 2nd time and was 4th-leading tackler on team with 94, tied for 2nd in interceptions with 4 . . . Also 4th with 8 tackles on special teams . . . Shared team lead with 10 tackles vs. San Francisco (9/5), followed by 7th career interception at Los Angeles Rams (9/12) and 8th vs. Cincinnati (9/19) . . . Tied for 2nd in NFL after getting 3rd interception vs. San Diego (10/10) . . . Had 2 special teams tackles vs. Buffalo (11/15), followed by 11 defensive tackles at Denver (11/21) . . . Made 4th interception of season and 10th of career vs. New England (12/5) along with 8 tackles . . . Had season-high 17 tackles including 12 solo at Seattle (12/26) . . . In playoffs at Kansas City (1/2) made 8 tackles on defense, 1 on special teams . . . **1992:** Unanimous choice as team rookie of the year in voting by Pittsburgh chapter of PFWA . . . Led team with 6 interceptions, becoming 1st Steeler rookie to lead in interceptions since Richie McCabe in 1955, tying for 5th in AFC and posting most interceptions by a Steeler since 1984 . . . Fell 1 shy of

team rookie interception record of 7 by Art Jones (1941) and Paul Cameron (1954) . . . Became starter in 2nd preseason game, replacing injured Gary Jones . . . Got interceptions in each of 1st 2 games at Houston (9/6) and vs. New York Jets (9/13) . . . Added 1 interception at Kansas City (10/25), 1 vs. Detroit (11/22) . . . Made 2 thefts with season-high 10 tackles vs. Indianapolis (11/22) . . . Recovered fumble vs. Minnesota (12/20) . . . Was 203rd player drafted overall.

COLLEGE: Made 15 interceptions to tie for 2nd in school history while breaking records for interception return yards (299), TDs (3) . . . Made 6 thefts, 2 for TDs, as senior to lead team and earn Football Writers All-America honors . . . Had personal-best 7 interceptions as junior after starting 6 games as sophomore . . . Started 3 games at LCB as freshman before moving to "hero" position . . . Began career as QB . . . Graduated in 1992 with degree in business administration/management.

PERSONAL: Married (Errika) with daughter Danielle (10/26/92) . . . Lives in Chesapeake, Va. . . Threw for 23 TDs, 2,790 yards while rushing for 1,167 yards and 14 TDs . . . Captained football, basketball and tennis teams . . . Working towards Master's in Business . . . Wife Errika graduated from Penn State in business logistics . . . Full name: Darren Perry.

PERRY'S NFL RECORD

Regular Season

INTERCEPTIONS	No.	Yds.	Avg.	LG	TD
1992 Pittsburgh AFC	6*	69	11.5	34	0
1993 Pittsburgh AFC	4	61	15.3	30	0
1994 Pittsburgh AFC	7*	112	16.0	42	0
1995 Pittsburgh AFC	4	71	17.8	26	0
NFL Totals— 4 years	21	313	14.9	42	0

TACKLES	Solo	Asst.	Total	Sp.T.	Sacks	FF	FR
1992 Pittsburgh AFC	43	18	61	2	0.0	0	1
1993 Pittsburgh AFC	62	32	94	8	0.0	0	0
1994 Pittsburgh AFC	49	16	65	7	0.0	0	2
1995 Pittsburgh AFC	61	9	70	10	0.0	0	2
NFL Totals— 4 years	215	75	290	27	0.0	0	5

Postseason

INTERCEPTIONS	No.	Yds.	Avg.	LG	TD
1994 Pittsburgh AFC	1	0	0.0	0	0

TACKLES	Solo	Asst.	Total	Sp.T.	Sacks	FF	FR
1992 Pittsburgh AFC	2	1	3	0	0.0	0	0
1993 Pittsburgh AFC	6	2	8	1	0.0	0	0
1994 Pittsburgh AFC	2	3	5	1	0.0	0	0
1995 Pittsburgh AFC	9	5	14	1	0.0	0	0
NFL Totals— 4 years	19	11	30	3	0.0	0	0

PERRY'S SINGLE GAME CAREER HIGHS

Regular Season

Interceptions— 3 (9-11-95 at Cleveland)

Interception Return Yards— 42 (9-4-94 vs. Dallas)

Longest Interception Return— 42 (9-4-94 vs. Dallas)

*Team leader



ERIC RAVOTTI — LB

HEIGHT— 6-3

WEIGHT— 250

COLLEGE— Penn State

BIRTHDATE— March 16, 1971

BIRTHPLACE— Freeport, PA

HOW ACQUIRED— Draft (6th in 1994)

NFL EXPERIENCE— 3rd Year

GAMES PLAYED—STARTED—'94 (2-0), '95 (6-1)

CAREER TOTALS: 8-1

57

PRO: Promising young prospect has only played 8 games . . . A backup at OLB who adds depth to special teams . . . Has made best of limited opportunity to display talents . . . Has patiently waited behind two of NFL's premier pass rushers . . . **1995:** Played 6 games and made 1st career start . . . Inactive Games 1-7 . . . 1st action in Game 8 vs. Jacksonville (10/29) . . . Active but did not play at Chicago (11/5) . . . Inactive vs. Cleveland (11/13) and at Cincinnati (11/19) . . . Made 1st career start at RILB at Cleveland (11/26) for Chad Brown and Jerry Olsavsky who had ankle injuries . . . Finished game with career high 7 tackles . . . Played remaining 4 games filling Brown's (inactive) roster spot . . . Made 1 special teams tackles vs. Houston (12/3) . . . Inactive for postseason games . . . Progress slowed by lower leg (left) compartment syndrome injury suffered during 1995 mini-camp . . . Underwent corrective surgery May 1 . . . **1994:** Backup LOLB and special teams member . . . Inactive 14 games . . . Saw 1st NFL action in Game 10 vs. Buffalo (11/14) and made 1 special teams tackle .

... Also played in regular-season finale at San Diego (12/24) ... Inactive for playoffs ... Was 180th player chosen overall ... Drafted with choice from Minnesota in Adrian Cooper trade.

COLLEGE: Made 14.5 QB sacks in career to rank 10th in school history ... Played OLB and pass-rushing DE ... A 4-year letterman, sat out 1992 season to play senior year in 1993 ... As senior made 30 tackles including 6 sacks which tied for 2nd on team ... Missed 2 games after suffering seizure but returned for season finale ... Did not play in 1992 ... Played in 11 games as junior (1991) making 6 starts at LDT, 2 at OLB ... Finished with 24 tackles, 3 sacks, 1 FR, 4 TFL ... Finished 2nd on team as sophomore with 5.5 sacks, adding 16 tackles, 5 TFL while starting 4 games ... Played primarily on special teams and as a reserve on defense as freshman ... Graduated with degree in labor and industrial relations, has also taken graduate courses.

PERSONAL: Married (Neva-Lee) ... Lives in Pittsburgh ... Wife is manager at Kaumann's (Pittsburgh) department store ... Attended Freeport (PA) High playing LB and TE and earning honorable mention USA Today all-America honors ... Also named all-state and played in Big 33 Game ... Made 250 tackles and 33 sacks ... Member of National Honor Society ... Full name: Eric Allen Ravotti

RAVOTTI'S NFL RECORD

TACKLES	Regular Season				Sacks	FF	FR
	Solo	Asst.	Total	Sp.T.			
1994 Pittsburgh AFC	0	0	0	1	0	0	0
1995 Pittsburgh AFC	7	0	7	1	0	0	0
NFL Totals- 2 years	7	0	7	2	0	0	0



RAY SEALS - DE

97

HEIGHT- 6-3

WEIGHT- 306

COLLEGE- None

BIRTHDATE- June 17, 1965

BIRTHPLACE- Syracuse, New York

HOW ACQUIRED- Unrestricted Free Agent from Tampa Bay (1994)

NFL EXPERIENCE- 8th Year

GAMES PLAYED-STARTED- '88 (IR), '89 (2-0), '90 (8-0), '91 (10-9), '92 (11-8), '93 (16-11), '94 (13-11), '95 (16-16)

CAREER TOTALS: 76-55

STEELERS TOTALS: 29-27

PRO: Determination and hard work have placed Seals on the verge of becoming one of NFL's top lineman ... Returning starter at RDE has developed run-stopper has been force on pass rush ... Has notched 15.5 sacks in 2 seasons with Pittsburgh, tops among lineman ... Former semi-pro player signed as unrestricted free agent from Tampa Bay Buccaneers on March 21, 1994 ... Was one of only 3 NFL players during the 1995 season who didn't attend college (Arizona's Eric Swann, San Diego's Darren Bennett) ... Began NFL career as free agent with Tampa Bay in 1988, playing 47 games over 5 seasons ... Spent part of 1990 with Detroit Lions and Indianapolis Colts before returning to Buccaneers ... Ended Tampa Bay career with 15.5 sacks to rank 7th in Buccaneers history ... Played 2 seasons for semi-pro Syracuse (N.Y.) Express of Eastern Football League in 1986-87 prior to signing with Tampa Bay ... **1995:** Overcame personal tragedy of death of cousin/business partner to continue to excel ... Started full season for 1st time in career ... Played every game for only 2nd time in NFL career ... Tied career mark with 8.5 sacks and had personal best 48 tackles ... Led team with 41 QB pressures, 15 more than Kevin Greene who was 2nd with 26 ... Opened season with 6 tackles and 1/2 sack vs. Detroit (9/3) ... Recovered fumble at Houston (9/10) and led team with 5 QB pressures ... Finished 2nd on team with 6 tackles at Miami (9/18) ... Season-high 2 sacks and 5 tackles vs. Jacksonville (10/29) ... Made 1st interception as Steeler at Cincinnati (11/19) to end 4th-quarter drive ... Had best month of season in December ... Caused 1st fumble of career (Rodney Thomas) vs. Houston (12/3) ... Led team with 9 QB pressures at Oakland (12/10) ... Tied personal season-best 8.5 sacks when he corralled Drew Bledsoe ... Also added 2nd forced fumble which was returned by Brentson Buckner 46 yards for a touchdown to give Pittsburgh 17-6 half-time lead ... Started every playoff game ... Started Super Bowl XXX vs. Dallas (1/28) and joined Levon Kirkland to make one of only two Troy Aikman sacks ... **1994:** Made career-high 40 tackles while playing 13 games ... Tied career-mark with 11 starts ... Fourth on team with 7 sacks and 2nd with 23 QB pressures ... Had strong start before breaking thumb in 3rd game vs. Indianapolis (9/18) and missed Games 3-5 ... Returned vs. N.Y. Giants (10/23) with 1 tackle and sack ... Set career-high 3 sacks and added 6

tackles at Houston (11/6) in first start after injury . . . Had 1 sack in 4 other games . . . Started both playoff games . . . **1993:** Led Buccaneers in sacks with 8.5 and in QB pressures with 24 . . . Played in all 16 games, starting last 11 . . . Made 5 starts at LDE, last 6 at RDE for injured Eric Curry . . . Finished with 35 tackles, 1 interception for TD, 1 fumble recovery . . . Scored 1st NFL TD by catching deflected pass in endzone vs. Washington (12/5) . . . Made 2 sacks at Chicago (9/26) . . . Made 3 tackles in each of 9 different games, 4 QB pressures in each of 3 . . . **1992:** Started 8 of 11 games played at LDE, making 37 tackles, 5 sacks, 13 QB pressures before going on injured reserve with knee injury . . . Had 9 tackles including 2 sacks vs. Green Bay (9/13), 1 sack with 3 QB pressures at Chicago (10/18) . . . Had 2 sacks with 7 tackles, 2 QB pressures vs. Minnesota (11/8) . . . **1991:** Re-signed with Buccaneers March 6 and made 9 starts at LDE in new 4-3 defense, finishing with 32 tackles, 1 sack, 2 fumble recoveries . . . Started 1st 7 games before being inactive for 2 and on injured reserve for 4 with sprained R ankle . . . Returned to start last 2 games and had 1 sack, 6 tackles, 2 QB pressures at Chicago (12/14) . . . **1990:** Played in 8 games for Buccaneers as reserve RDE before being waived Nov. 2 . . . Signed with Detroit Nov. 8, was inactive for 1 game and released Nov. 20 . . . Signed with Indianapolis Nov. 27 and was active for 1 game but did not play before being waived Dec. 5 . . . **1989:** Played in just 2 games before suffering broken L foot vs. San Francisco (9/17), spending remainder of season on injured reserve . . . Got sack in 1st NFL game at Green Bay (9/10) . . . **1988:** Converted from TE to DE and spent season on injured reserve with back injury suffered in preseason . . . **1986-87:** Played LB and TE for Syracuse Express while working at Hotel Syracuse . . . Team won 1987 national semi-pro championship . . . Signed with Buccaneers Nov. 18, 1987 for 1988.

COLLEGE: Did not attend college . . . Joins Arizona's Eric Swann and Darren Bennett as only current NFL players who did not attend college.

PERSONAL: Single . . . Lives in Orlando, Fla. . . . Attended Henninger High in native Syracuse before completing diploma at vocational school in Orlando . . . Established company in Syracuse called "Athletic Promotions" to work with inter-city youth . . . Has clothing line featuring slogan "60-minute men" . . . Full name: Raymond Bernard Seals.

SEALS' NFL RECORD

Regular Season

INTERCEPTIONS	No.	Yds.	Avg.	LG	TD
1993 Tampa Bay NFC	1	0	0.0	0	0
1995 Pittsburgh AFC	1	0	0.0	0	0
NFL Totals- 6 years	2	0	0.0	0	0

TACKLES	Solo	Asst.	Total	Sp.T.	Sacks	FF	FR
1989 Tampa Bay NFC	1	0	1	1	1.0	0	0
1990 Tampa Bay NFC	3	3	6	2	0.0	0	0
1991 Tampa Bay NFC	28	4	32	0	1.0	0	2
1992 Tampa Bay NFC	34	3	37	0	5.0	0	0
1993 Tampa Bay NFC	19	16	35	0	8.5*	0	1
1994 Pittsburgh AFC	30	10	40	0	7.0	0	2
1995 Pittsburgh AFC	34	14	48	0	8.5	2	1
NFL Totals- 6 years	149	50	199	3	31.0	2	6

Postseason

TACKLES	Solo	Asst.	Total	Sp.T.	Sacks	FF	FR
1994 Pittsburgh AFC	1	1	2	0	0.0	0	0
1995 Pittsburgh AFC	2	2	4	0	1.0	0	0
NFL Totals- 6 years	3	3	6	0	1.0	0	0

*Team leader

SEALS' SINGLE GAME CAREER HIGHS

Regular Season

Sacks- 3 (11-6-95 at Houston)

Interceptions- 1 (12-5-93 vs. Washington, 11-19-95 at Cincinnati)

PRONUNCIATIONS

Jahine Arnold	(JAH-heen)
Mark Bruener	(BREW-ner)
Bernard Dafney	(DAF-knee)
Carlos Emmons	(EM-mins)
John Farquhar	(FAR-qah-ar)
Ta'ase Faumui	(ta-ah-SAY tah-oo-MOO-ee)
Lethon Flowers	(LEE-thon)
Kevin Henry	(KEE-vin)
Donta Jones	(DON-tay)
Levon Kirkland	(luh-VON)
Tom Myslinski	(MYS-Lin-ski)
A.J. Odofle	(OF-ah-dile)
Chris Oldham	(OLD-um)
Jerry Olsavsky	(ol-SAV-skee)
Eric Pegram	(PEE-grum)
Orpheus Roye	(OR-lee-us Roy)
Brenden Stai	(STY)
Justin Strzleczyk	(STREL-zik)
Lewis Tyree	(TIE-ree)



ROHN STARK - P

3

HEIGHT- 6-3

WEIGHT- 203

COLLEGE- Florida State

BIRTHDATE- May 4, 1959

BIRTHPLACE- Minneapolis, Minnesota

HOW ACQUIRED- Unrestricted Free Agent from Indianapolis Colts (1995)

NFL EXPERIENCE- 15th Year

GAMES PLAYED-STARTED- '82 (9-0), '83 (16-0), '85 (16-0), '86 (16-0), '87 (12-0), '88 (16-0), '89 (16-0), '90 (16-0), '91 (16-0), '92 (16-0), '93 (16-0), '94 (16-0), '95 (16-0)

CAREER TOTALS: 213-0

STEELERS TOTALS: 16-0

PRO: Rohn Stark enters 15th season yet remains one of most reliable punters in NFL . . . Accurate punter who provides excellent placement . . . Former decathlete always in top physical condition . . . Holder for FGs and PATs . . . Signed with Steelers as unrestricted free agent March 29, 1995 after punting 13 seasons for Indianapolis Colts . . . Prepared to move further into NFL record books . . . Ranks 3rd all-time for punting yards with 45,530 and should overtake record holder Dave Jennings (47,567) . . . Is 2nd all-time with 245 punts inside the 20, just 16 behind Rich Camarillo . . . Stands fifth with 1,044 career punts . . . His 3 career NFL punting titles (1983, 1985, 1986) are one behind Baugh and Jerrel Wilson for most in NFL history . . . Stark has punted in 211 of 213 outings and has surpassed 40.0+ average in 162 of these games (76.8%) . . . Has exceeded 45.0+ average 86 times (40.8%) and 50.0+ average 19 times (9.0%) . . . Ended Colts career with 7 of top 10 seasonal averages in Colts' history . . . 197 career games ranked 2nd-most in Colts history . . . 13 seasons tied 2nd-most in team history . . . **1995:** Made 59 punts for 2,368 yards . . . His 59 punts was lowest in career for 16 game season . . . Only had 11 TB despite having to make 16 punts from opponents side of the 50-yard line . . . Had average greater than 42 yards on 4 of 6 times with 5 punts or more . . . Made 21 punts longer than 45 yards, 7 punts greater than 50 yards and 1 punt longer than 60 yards . . . Moved into 3rd on NFL's all-time yardage list with career total of 44,493 yards during Game 7 vs. Cincinnati (10/19) . . . Made season-high 9 punts for 349 yards (38.8 avg.) vs. Houston (12/3) . . . Had best game with 5 or more punts vs. New England (12/16) (5-218, 43.6 yards) . . . Best game with 3 or more punts (3-134, 44.6 avg.) at Green Bay (12/24) . . . Made 4 punts in Super Bowl XXX vs. Dallas (1/28) and averaged 44.8 yards . . . Had long punts of 55 and 52 . . . Also made 2 punts from inside opponents 50 . . . **1994:** Ranked 6th in AFC, 11th in NFL with 73 punts for 42.4 average . . . Ranked 13th in AFC, 25th in NFL with 34.1 net average . . . Had season-best average of 51.3 yards on 4 punts at Miami (11/6) . . . Made 5 punts for 48.8 average, 1 TB at Tampa Bay (9/11) . . . Hit 7 for 323 yards, 46.1 average vs. Cleveland (9/25) for top punt and yardage game . . . Had season-long 60-yard punt at Jets (10/9), at Cincinnati (11/20) and vs. Miami (12/18) . . . Top net average total (42.0) vs. Houston (9/4) . . . **1993:** Ranked 6th in AFC punting, tied 10th in NFL with 83 punts and 43.3 average . . . Tied 5th in AFC punting, tied 14th in NFL with 35.9 net average . . . Had 2 games with 50+ average . . . 51.5-yard average on 4 punts at Denver (10/3) and 51.3 average on 3 punts vs. Dallas (10/10) . . . Had top net average (45.0) at Denver (10/3) . . . Season-long punt of 65 yards at Washington (11/7) . . . **1992:** Earned 4th Pro Bowl nomination with 83 punts and 44.8 average to rank 3rd in NFL and 2nd in AFC . . . Ranked 2nd in NFL with 39.3 net average . . . Had four 50.0+ average games . . . Held +15 inside 20:TB ratio (22/7), 8th best in NFL . . . 22 inside 20 tied 5th in NFL . . . Earned all-NFL by Sporting News, College & Pro Football Newsweekly, Newspaper Enterprise Association and Football Digest . . . **1991:** Ranked 6th in AFC, tied 11th in NFL with 42.6 average on 82 punts . . . Punt total ranked 1st in AFC, 5th in NFL . . . 10 punts at New England (12/8) tied career high . . . Earned Football News' Golden Toe Award with 7 punts for 45.1 average and three inside 20 vs. Chicago (11/17) . . . **1990:** Punted 71 times for a 43.4 average to rank 2nd in AFC, 3rd in NFL and earned 3rd Pro Bowl berth . . . 37.4 net average ranked 2nd in AFC, tied 3rd in NFL . . . Had career-best 24 kicks inside 20 and +21 inside 20/TB ratio, 1st in NFL . . . Was 9-41.0 (career-best 5 inside 20) at New England (11/11) . . . Named NFL Alumni Kicker of the Year . . . **1989:** Ranked 5th in NFL with 79 punts for 42.9 average . . . Had 10 TBs and 14 punts inside 20 . . . Best game average of 49.7 on 4 punts at N.Y. Jets (10/1) . . . **1988:** Finished 4th in NFL with 64 punts for 43.5 average . . . Had 8 TBs and 15 punts inside 20 . . . Two punts for 59.5 vs. Miami (9/25) for top game . . . Tied career-high with 10 punts at New England (10/2) . . . Earned Pro Football Weekly Golden Toe Award vs. Chicago (9/11) with 5-50.0 . . . **1987:** Entered season as NFL's all-time career average leader (45.16) . . . Missed Games 3-5 . . . Had career-low 61-40.0 with 7 TBs

and 12 punts inside 20 . . . **1986:** Earned 2nd-straight Pro Bowl assignment and 3rd punting title with 76-45.2 . . . Had 5 TBs and 23 kicks inside 20 . . . Season average was 5th-highest in club history . . . Earned NFL Alumni Association Kicker of the Year . . . **1985:** Led NFL and earned Pro Bowl honors and set club record with 45.9 average on 78 punts . . . Had six 60+ punts . . . All-NFL by AP, NEA and PFWA . . . **1984:** Set club record with 4,383 yards, 98 punts and 44.7 average . . . 98 punts tied 1st in NFL . . . Had career-long 72 yarder at Miami (9/23) . . . **1983:** Led NFL with 91 punts for 45.3 average . . . Had 68-yarder at Denver (12/11) . . . Average was seasonal-best and 2nd-best in club history . . . Named all-Pro by AP, Football Digest and Pro Bowl alternate . . . **1982:** Had 46 punts for 44.4 average to rank 2nd in NFL and earn all-Rookie honors from PFW and Football Digest.

COLLEGE: Four-year letterman . . . Was consensus 1st-team all-America during final 2 seasons . . . Average school-record 46.0 yards as senior . . . Was 244-42.6 average for career . . . Became only punter ever honored as UPI's Southeast Defensive Player of the Week with 7-48.1 average vs. Pittsburgh in 1980 . . . Was 6th in NCAA decathlon and was all-America track performer as senior . . . Was academic All-America in 1980 . . . Holds degree in finance.

PERSONAL: Married (Ann) with son Taylor (8/10/84) and daughter Taryn (2/27/89) . . . The Starks live in Indianapolis . . . Attended Pine River High, in Pine River, Minnesota . . . Lettered in football, baseball, basketball and track . . . Has amateur pilot's license . . . Qualified for 1980 United States Olympic Trials as decathlete . . . Actively involved with Leukemia Society and Special Olympics . . . Is part owner of The Legends of Indiana golf course in Franklin, Indiana . . . Full name: Rohn Taylor Stark.

STARK'S NFL RECORD

Punting	No.	Yds.	Avg.	Opp. Ret.	Ret.	Yds.	Avg.	TB	In 20	LG	BI
1982 Indianapolis AFC	46	2,044	44.4	26-	226	34.3	12	8	60	0	0
1983 Indianapolis AFC	91	4,124	45.3#	55-	642	36.3	9	20	68	0	0
1984 Indianapolis AFC	98	4,383	44.7	62-	600	37.2	7	21	72	0	0
1985 Indianapolis AFC	78	3,584	45.9#	43-	572	34.2	14	12	68	2	0
1986 Indianapolis AFC	76	3,432	45.2#	48-	502	37.2	5	23	63	0	0
1987 Indianapolis AFC	61	2,440	40.0	33-	353	30.9	7	12	63	2	0
1988 Indianapolis AFC	64	2,784	43.5	37-	418	34.5	8	15	65	0	0
1989 Indianapolis AFC	79	3,392	42.9	51-	558	32.9	10	14	64	1	0
1990 Indianapolis AFC	71	3,084	43.4	42-	334	37.4	3	24	61	1	0
1991 Indianapolis AFC	82	3,492	42.6	47-	516	34.8	6	14	65	0	0
1992 Indianapolis AFC	83	3,716	44.8	45-	313	39.3	7	22	64	0	0
1993 Indianapolis AFC	83	3,595	43.3	41-	352	35.9	13	18	65	0	0
1994 Indianapolis AFC	73	3,092	42.4	40-	366	34.1	10	22	60	1	0
1995 Pittsburgh AFC	59	2,368	40.1	22-	186	33.3	11	20	64	0	0
NFL Totals- 14 years	1,044	45,530	43.6	592-	5,938	35.6	122	245	72	7	0

STARK'S SINGLE GAME CAREER HIGHS

Most Punts- 10 (4 times, last time at New England 10-2-88)

Most Punting Yardage- 462 (9-11-83 vs. Denver)

Longest Punt- 72 (9-23-84 at Miami)

NFL Leader

NFL All-Time Career Punts

1. Dave Jennings	1,154
2. John James	1,083
3. Jerrel Wilson	1,072
4. Ray Guy	1,049
5. Rohn Stark	1,044

NFL All-Time Punt Average

1. Sammy Baugh	45.10
2. Tommy Davis	44.68
3. Yale Lary	44.29
4. Jerrel Wilson	43.90
5. Bob Scorpio	43.84
6. Horace Gillom	43.82
7. Gerry Norton	43.77
8. Greg Montgomery	43.73
9. David Lewis	43.67
10. Rohn Stark	43.61

NFL All-Time Punts in 20

1. Rich Camarillo	261
2. Rohn Stark	245
3. Dave Jennings	232
4. Mike Saxon	230

NFL All-Time Punting Yards

1. Dave Jennings	47,567	4. Ray Guy	44,493
2. Jerrel Wilson	46,136	5. John James	43,992
3. Rohn Stark	45,530		

ACTIVE PLAYERS IN THE PRO BOWL

Five Steelers were selected to the AFC-NFC Pro Bowl following the 1995 season. The active Steelers with Pro Bowl experience are RB Jerome Bettis (2) **C Dermontti Dawson** (4), K Norm Johnson (2), **SS Carnell Lake** (2), LB Greg Lloyd (5), P Rohn Stark (4), **WR Yancey Thigpen** (1), **CB Rod Woodson** (6) and Will Wolford (2). **Bold** = Players who made the team while with Pittsburgh.



JOEL STEED – NT

93

HEIGHT– 6-2

WEIGHT– 300

COLLEGE– Colorado

BIRTHDATE– February 17, 1969

BIRTHPLACE– Frankfurt, Germany

HOW ACQUIRED– Draft (3rd in 1992)

NFL EXPERIENCE– 5th Year

GAMES PLAYED-STARTED– '92 (11-4), '93 (14-12), '94 (16-16), '95 (11-10)

CAREER TOTALS: 52-42

PRO: Powerful defensive tackle uses size and strength to get underneath blockers and smother ball carriers . . . Provides Steelers with excellent run stuffer in middle of 3-4 defense . . . Became full-time starter at nose tackle in 1993 . . . **1995:** Started 11 of 12 games played . . . Was starting nose tackle for 1st 7 games of season . . . Made 4 tackles vs. Detroit (9/3)

. . . Season-best 5 stops (4 solo) at Jacksonville (10/8) . . . Added 4 more tackles vs. Cincinnati (10/19) . . . Missed Games 8-11 for violation of NFL's steroid policy . . . Reinstated by NFL Nov. 20 and returned to play at Cleveland (11/26) . . . Returned to starting position vs. Houston (12/3)

and recorded 3 tackles and only 1 sack of season . . . Started every postseason game . . . Recorded season-high 6 tackles in AFC Championship game vs. Indianapolis (1/14) . . . Made 4 tackles in Super Bowl XXX vs. Dallas (1/28) . . . **1994:** Played and started every game for 1st time in career . . . Registered career-highs with 52 tackles, 2 sacks, and 2 forced fumbles . . . Had season-high 7 tackles vs. Dallas (9/4) . . . Led defensive attack at L.A. Raiders (11/27) tying season mark of 7 tackles, added 1 forced fumble . . . Had 2nd forced fumble vs. Cleveland (12/18)

and 2nd sack vs. Miami (11/20) . . . Started both playoff games and made 5 tackles . . . **1993:** Made 12 starts including 11 at NT, 1 as DT in 4-3 . . . Finished with 41 tackles, 1.5 sacks, 1 forced and recovered fumble . . . Started 1st 3 games before getting 1/2 sack at Atlanta (9/27) despite not starting in dime defense . . . Got 1st full sack vs. New Orleans (10/17) . . . Missed 2 games with strained groin vs. Buffalo (11/15) and at Houston (11/28) . . . Set up 4th-quarter TD vs. Houston (12/19) with forced fumble and made 2 tackles while starting at DT in dime . . . Made 5 tackles and recovered fumble vs. Cleveland (1/2) . . . In playoffs at Kansas City (1/8), started and made 2 tackles . . . **1992:** As rookie made 4 starts at midseason for injured Williams beginning vs. Cincinnati (10/19) . . . Made 3 solo tackles at Kansas City (10/25) . . . Did not play in last 5 games . . . Was 67th player drafted overall, 13th among DL and 6th DT.

COLLEGE: Made 16.5 sacks in career as 3-year starter . . . As senior named 1st team All-America and 1st team All-Big Eight after making 66 tackles, 7 sacks despite missing spring drills and losing 30 pounds due to virus and then playing 8 games wearing cast for broken L wrist . . . Made 7.5 sacks and 64 tackles as junior to earn 1st team All-Big Eight honors . . . As sophomore had 48 tackles, 2 sacks . . . Graduated in 1992 with degree in sociology, and is close to 2nd degree in Black studies.

PERSONAL: Married (D'Angela) with daughter Tracie Eileen (4) . . . Lives in Pittsburgh . . . Attended Hinkley High in Aurora, Colo., twice earning all-league honors . . . As senior was team's defensive MVP and 1st team all-state making 8 sacks . . . Also lettered in track and lacrosse . . . Is active in community with Race for the Cure, I Dream A World and United Way . . . Wife D'Angela received law degree from Duquesne University . . . Full name: Joel Edward Steed.

STEED'S NFL RECORD

Regular Season

TACKLES	Solo	Asst.	Total	Sp.T.	Sacks	FF	FR
1992 Pittsburgh AFC	6	2	8	0	0.0	0	0
1993 Pittsburgh AFC	25	16	41	0	1.5	1	1
1994 Pittsburgh AFC	40	12	52	0	2.0	2	0
1995 Pittsburgh AFC	23	7	30	0	1.0	0	0
NFL Totals– 4 years	94	37	131	0	4.5	3	1

Postseason

TACKLES	Solo	Asst.	Total	Sp.T.	Sacks	FF	FR
1992 Pittsburgh AFC	0	0	0	0	0.0	0	0
1993 Pittsburgh AFC	1	1	2	0	0.0	0	0
1994 Pittsburgh AFC	4	1	5	0	0.0	0	0
1995 Pittsburgh AFC	10	5	15	0	0.5	0	0
NFL Totals– 4 years	15	7	22	0	0.5	0	0



KORDELL STEWART—QB/WR

10

HEIGHT— 6-1

WEIGHT— 212

COLLEGE— Colorado

BIRTHDATE— October 16, 1972

BIRTHPLACE— New Orleans, Louisiana

HOW ACQUIRED— Draft (2nd in 1995)

NFL EXPERIENCE— 2nd Year

GAMES PLAYED-STARTED— '95 (10-2)

CAREER TOTALS: 10-2

PRO: Kordell Stewart developed into one of the most versatile players to hit NFL in years . . . Nicknamed "Slash" by head coach Bill Cowher as he lineup up at quarterback, wide receiver, running back . . . Perfected Steelers' option play and even punted during rookie debut . . . Will compete for QB position in training camp . . . **1995:** Named Steelers' Rookie of the Year . . . But could have been named rookie sensation . . . Made 30 first downs (14 rushing, 13 receiving, and 3 passing) including postseason . . . Played 30 snaps at quarterback counting postseason . . . Inactive for 1st 5 games of season . . . On 45-man roster for Game 6 at Jacksonville (10/8) but did not play . . . Entered 1st NFL game vs. Cincinnati (10/19) as 5th wide receiver, but did not touch ball . . . Played option QB vs. Jacksonville (10/29) and made 1st 2 NFL carries for 16 yards (one 1st down) . . . Made 1st NFL reception, a 27-yarder, and added 1 rush for 2 yards to gain 2 1st downs . . . In Monday Night Cleveland game (11/13), threw 1st NFL pass for a 2-yard TD to Ernie Mills . . . Made the highlight reels and record books when he hauled in 71-yard TD catch from Neil O'Donnell at Cincinnati (11/19) . . . 71-yard play was longest for Steelers' in 1995 and 2nd longest QB to QB pass play (Terry Bradshaw to Mark Malone in 1981) in team history . . . Had season-high 86 yards and also ran for successful 2-point conversion . . . Was 2 for 2 passing for 17 yards at Cleveland (11/26) . . . Vs. New England (12/16), led Steelers on 5 play, 64-yard drive that included season-long pass of 32 yards to Yancey Thigpen and ended with Kordell rushing for 22-yard TD . . . On day, completed 2 of 3 passes for 41 yards and rushed for personal-highs of 25 yards and 4 carries . . . Broke 4 tackles on 22-yard run to add 1st career rushing TD . . . Became only 7th player in 90s to have TD passing, rushing and receiving in same season . . . Finished regular-season with season-high 6 catches for 42 yards . . . Played every playoff game . . . Made 1 rush for 5 yards and 2 receptions for 27 yards vs. Buffalo (1/6) . . . Also lined up in shotgun and made quick punt on 4th down for 41-yard TB . . . Caught 5-yard pass from O'Donnell to give Steelers 10-6 half-time advantage in AFC Championship game (1/14) . . . Lined up at wide receiver in Super Bowl XXX vs. Dallas (1/28) . . . Was 60th player drafted overall and highest QB drafted by the Steelers since they selected Mark Malone in 1st round in 1980.

COLLEGE: Holds school all-time records with 456 completions of 785 passes (58.1%) for 6,481 yards & 33 TDs . . . Set a Colorado career-record with 7,770 yards in total offense . . . Also holds school's all-time records for average yards per completion (13.8), yards in total offense per game (235.5), and yards per offensive play (6.36), threw for 300 yards 6 times & had only 2.4% of his passes intercepted . . . As senior, was all-America 2nd-team selection by AP . . . All-Big Eight Conference 1st-team efficiency rating . . . Completed 147 of 237 passes (62.0%) for 2,071 yards, 10 TDs . . . 2nd on team with 639 yards rushing, 7 scores on 122 carries (5.2 avg.) . . . Threw "Hall Mary" pass to Michael Westbrook in endzone on final play of Michigan game . . . 64-yard score gave Buffs 27-26 win with 0:06 seconds left . . . Earned honorable mention all-America and all-Big Eight Conference by Football News as junior . . . Started every game, playing with protective cast on left wrist . . . Led Big Eight and ranked 8th in nation in total offense, averaging 256.6-yards per game . . . Ranked 2nd in Big Eight with 206.6-yards per game passing average . . . Broke own school records with 157 completions, 294 pass attempts for 2,299 yards, 11 TDs . . . Established total offense mark 2,823 yards, including 4 games with over 300 yards in total offense . . . 3rd on team 524 yards rushing on 102 carries, 6 TDs . . . Had 2, 300-yard passing games . . . As sophomore, started 8 of 9 games played . . . Suffered fractured wrist . . . Gained 2,109 yards, 12 TDs . . . Was 151 of 252 passing (59.9%) . . . Set single-season records for completions, attempts and yards . . . In 1st career start, completed 21 of 36 passes for 409 yards, 4 TDs . . . Played 2 games as freshman and rushed 18 times for 144 yards . . . Majored in communications . . .

PERSONAL: Single . . . Lives in Pittsburgh . . . Attended John Ehret (Marrero, La.) High . . . Named New Orleans Players of Year and chosen Louisiana MVP . . . In senior year, completed 51 of 109 passes for 942 yards, 17 TDs and only 4 interceptions . . . Added 943 yards rushing for 23 more TDs . . . Passed for 1,645 yards, 19 TDs and rushed for 522 yards, 10 TDs as junior . . . Full name, Kordell Stewart.

STEWART'S NFL RECORD

PASSING

1995 Pittsburgh AFC
QB Sacks: '95 - 1-0

Regular Season								
Att.	Comp.	Yds.	Pct.	LG	TD	Int.	Rtg.	
7	5	60	71.4	32	1	0	136.9	

RUSHING

1995 Pittsburgh AFC

No.	Yds.	Avg.	LG	TD	Record as Starter		
15	86	5.7	22t	1	1995 (0) 0-0		

RECEIVING

1995 Pittsburgh AFC

No.	Yds.	Avg.	LG	TD
14	235	16.8	71t	1

STEWART'S NFL RECORD

Postseason

PASSING

1995 Pittsburgh AFC
QB Sacks: '95 - 4-34

Att.	Comp.	Yds.	Pct.	LG	TD	Int.	Rtg.	
0	0	0	0.0	0	0	0	0	

RUSHING

1995 Pittsburgh AFC

No.	Yds.	Avg.	LG	TD	Record as Starter		
9	32	3.60	7	0	1995 (0) 2-1		

RECEIVING

1995 Pittsburgh AFC

No.	Yds.	Avg.	LG	TD
4	45	11.3	19	1

STEWART'S SINGLE GAME CAREER HIGHS

Regular Season

Pass Attempts- 3 (12-16-95 vs. New England)
 Completions- 2 (11-26-95 at Cleveland, 12-16-95 vs. New England)
 Yards Passing- 41 (12-16-95 vs. New England)
 Longest Completion- 32 (12-16-95 vs. New England)
 TD Passes- 1 (11-13-95 vs. Cleveland)
 Times Sacked- 1 (11-19-95 at Cincinnati)
 Rushing Attempts- 4 (12-16-95 vs. New England)
 Yards Rushing- 25 (12-16-95 vs. New England)
 Longest Run- 22t (12-16-95 vs. New England)
 TDs Rushing- 1 (12-16-95 vs. New England)
 Receptions- 6 (12-24-95 at Green Bay)
 Yards Receiving- 86 (11-19-95 at Cincinnati)
 Longest Reception- 71t (11-19-95 at Cincinnati)
 TDs Receiving- 1 (11-19-95 at Cincinnati)

Postseason

Rushing Attempts- 4 (1-6-96 vs. Indianapolis, 1-28-96 vs. Dallas)
 Yards Rushing- 15 (1-28-96 vs. Dallas)
 Receptions- 2 (1-6-96 vs. Buffalo, 1-14-96 vs. Indianapolis)
 Yards Receiving- 27 (1-6-96 vs. Buffalo)
 Longest Reception- 19 (1-6-96 vs. Buffalo)
 TDs Receiving- 1 (1-14-96 vs. Indianapolis)



JUSTIN STRZELCZYK - OT 73

HEIGHT- 6-6

WEIGHT- 291

COLLEGE- Maine

BIRTHDATE- August 18, 1968

BIRTHPLACE- Seneca, New York

HOW ACQUIRED- Draft (11th in 1990)

NFL EXPERIENCE- 7th Year

GAMES PLAYED-STARTED- '90 (16-0), '91 (16-0), '92 (16-7), '93 (16-12), '94 (16-5), '95 (16-14)

CAREER TOTALS: 96-38

PRO: One of Steelers most versatile and unselfish performers is valuable component to offensive line's success . . . Played and started every position along line except center, making 1 start at LG, 4 at RT, 9 at LT, and 24 at RG . . . Has not missed game in 4-year career, playing 96 consecutive games . . . Began career as 11th-round draft choice with no previous experience on OL . . . **1995:** Completed 1st full season as starter . . . Opened season as starting RG where he started 1st 7 games . . . Moved to LT position vs. Jacksonville (10/29) and started next 6 games for John Jackson (knee) . . . Backup at LT and RG at Oakland (12/10) when Jackson returned to lineup . . . Made 1st career start at LG for Tom Newberry (shoulder) vs. New England (12/16) . . . Played LG in season finale at Green Bay (12/24) . . . Integral part of line that held opponents to 24 sacks as the team set a team record with 592 pass attempts . . . Line allowed one sack per 24.7 pass attempts . . . Played entire postseason, including Super Bowl XXX vs. Dallas (1/28) . . . **1994:** Started season in backup role . . . Named starter for Game 12 at L.A. Raiders (11/27) replacing Todd Kalis (fibula fracture) at RG . . . In 1st start, team rushed for

175 yards . . . Started final 5 games of season and both playoff contests . . . **1993:** Played in all 16 games for 4th consecutive season . . . Started last 3 preseason games at LG for Duval Love before taking over at RG in 2nd quarter of opener vs. San Francisco (9/5) for injured Carlton Haselrig . . . The next week at Los Angeles Rams (9/12) made 1st of 10 straight starts at RG . . . Earned game ball along with rest of OL vs. San Diego (10/10) . . . At Houston (11/28), started at RG but also saw action at RT in 2nd quarter and LT in 4th . . . **1992:** Played in all 16 games with 3 starts at LT, 4 at RT . . . Played briefly at LT in opener at Houston (9/6) before seeing extensive action at both LT and RT the next week vs. New York Jets (9/13) following injuries to Tunch Ilkin and John Jackson . . . Made 1st NFL start and played entire game at RT the next 2 weeks for injured Ilkin at San Diego (9/20) and Green Bay (9/27) . . . Made 3 straight starts at LT, playing 1st and 3rd quarters vs. Cincinnati (10/19) and at Kansas City (10/25), but vs. Houston (11/1) moved to RT in 2nd quarter for injured Ilkin . . . Started at RT the following week at Buffalo (11/8) for injured Ilkin and again vs. Seattle (12/6) . . . **1991:** Played in all 16 games, primarily on special teams but also saw duty in short yardage offense . . . **1990:** Saw action in all 16 games, primarily on special teams . . . Was 293rd player drafted overall, 1 of just 5, 11th-round draft choices who made an opening day roster.

COLLEGE: Named 1st team All-Yankee Conference as senior DT with 37 tackles, 3 sacks . . . Played DT last 2 seasons after arriving as DB and moving to TE . . . As junior made 7 sacks among 45 tackles . . . Had 16 receptions as sophomore TE . . . Majored in human development.

PERSONAL: Married (Keana) with son Justin (1/21/95) . . . Lives in Pittsburgh . . . Enjoys riding Harley Davidson motorcycle and playing guitar in free time . . . Named all-Western New York in football, all-Conference in basketball for West Seneca (N.Y.) High . . . Active with Spina Bifida in Indiana County during offseason . . . Full name: Justin Conrad Strzelczyk.



YANCEY THIGPEN – WR

82

HEIGHT– 6-1

WEIGHT– 206

COLLEGE– Winston-Salem State

BIRTHDATE– August 15, 1969

BIRTHPLACE– Tarboro, North Carolina

HOW ACQUIRED– Veteran Free Agent (1992)

NFL EXPERIENCE– 5th Year

GAMES PLAYED-STARTED– '91 (4-1), '92 (12-0), '93 (12-0), '94 (15-6), '95 (16-16)

CAREER TOTALS: 59-22

STEELERS TOTALS: 45-22

PRO: Thigpen emerged as new star in Steelers offense in 1995 . . . Became a Pro Bowl performer with team record 85 catches and his 1,307 yards made him 1st Steelers' 1,000 yard performer in 10 years . . . Has 4 career 100-yard games . . . Joined team as free agent from San Diego Chargers in 1992 . . . Was originally a 4th-round draft choice of Chargers, playing in 4 games in 1991 . . . **1995:** While Thigpen was overlooked by most polls and publications, NFL peers voted him to 1st Pro Bowl after record setting year . . . Started and played 16 games for 1st time in career . . . Set team single-season record with 85 receptions breaking John Stallworth's mark of 80 set in 1984 . . . 1,307 yards ranks 2nd on team all-time list . . . Tied 3rd all-time with four 100-yard games in season . . . Yardage total ranked 2nd in AFC, catches ranked 4th in conference . . . Team reception leader for 8 games . . . Opened season with new personal highs of 7 catches for 91 yards vs. Detroit (9/3) . . . 1st career 100-yard game vs. Minnesota (9/24) (141 yards on 10 catches) . . . Also made 42-yard TD catch, tied 3rd longest pass play of season . . . Two weeks later at Jacksonville (10/29) set career-high with 160 yards on 6 receptions . . . Added 10 more catches for 108 yards at Chicago (11/5) . . . Gained 106 yards with 5 catches at Cleveland (11/26) . . . Led team with 6 grabs for 94 yards in Game 13 vs. Houston (12/3) and surpassed 1,000-yard mark (1,075) . . . Made dramatic 33-yard TD grab and eluded 4 defenders on way to endzone . . . Finished season with 6 for 80 yards to set Steelers' single-season record . . . Dropped possible game-winning TD in endzone on final drive . . . Started every playoff game . . . Led all receivers with 77 yards vs. Buffalo (1/6), including 43-yard reception to Bills' 16-yard line on opening drive and TD . . . Also had key 21-yard 3rd-down grab in 4th quarter on scoring drive . . . Led Steelers with 6 receptions for 65 yards in AFC Championship game vs. Indianapolis (1/14) . . . Started Super Bowl XXX vs. Dallas (1/28) and made 3 catches for 19 yards . . . Made 6-yard TD reception in closing seconds of half to make score 7-13 at halftime . . . Played most of season with turf toe . . . Injured on opposite foot in Pro Bowl . . . Teamed with Jeff Blake (Cincinnati) on 93-yard TD reception to break 20-year old Pro Bowl record . . . Old record of 64 yards set by Houston combination of Dan Pastorini and Ken Burroughs in 1976 . . . **1994:** Played 15 games and started 1st 6 games of career . . . Named starter for final 7 games of season . . . 1st start came vs. Buffalo

(11/14) . . . Inactive vs. Miami (11/20) with sprained knee and ankle . . . Finished season 2nd among receivers with 36 catches for 546 yards, 4 TDs . . . Tied 5th on team with 8 special team stops and averaged 24.2 yards on 5 kick returns . . . Set career-mark with 95 yards on 3 receptions, 1 TD at Arizona (10/30), including career-long 60-yard TD grab . . . Led team with career-high 4 catches for 57 yards, with 27-yard TD catch at L.A. Raiders (11/27) . . . Matched reception total vs. Cleveland (12/18), with 4 grabs for 74 yards, including 40-yard TD . . . Had kick return vs. Dallas (9/4), at Arizona (10/30) . . . Had 2 returns, including season-long 31 yarder vs. Buffalo (11/14) . . . 3 of 4 TDs on season came after being named starter . . . Started both playoff games and made 1st postseason receptions of career . . . **1993:** Played in 12 games and made 9 receptions for 154 yards, a 17.1-yard average, with 3 TDs . . . Also had 6 tackles on special teams . . . Scored 1st NFL TD vs. Cincinnati (9/19) on 18-yard pass and won special teams game ball with 2 tackles . . . Scored TD the next week on 7-yard pass at Atlanta (9/27) . . . Received special teams game ball vs. San Diego (10/10) with 2 tackles . . . Scored 3rd TD on 39-yarder from Mike Tomczak at Denver (11/21), finishing with 2 catches for 57 yards . . . Suffered quadricep strain at Houston (11/28) and was inactive for next 4 weeks . . . Returned to make 2 catches for 39 yards vs. Cleveland (1/2) . . . Was inactive for playoffs at Kansas City (1/8) with strained hamstring . . . **1992:** Signed Oct. 5 to play in last 12 games, making 5 tackles on special teams, 1 reception . . . Got 1st NFL reception vs. Detroit (11/15) and set up TD drive with 29-yard KOR vs. Cleveland (12/27) . . . **1991:** As rookie spent 1st 3 weeks on Chargers' practice squad before being activated to play in game 4 . . . Returned to practice squad until last 3 games, playing in all 3 with start vs. Denver (12/22) . . . Was 90th player drafted overall.

COLLEGE: Completed career with 85 receptions for 1,818 yards, 21 TDs . . . Had 44 catches and 14 TDs as senior to earn 1st team all-conference honors . . . Majored in sports management.

PERSONAL: Single . . . Lives in Rocky Mountain, N.C. . . . Attended Southwest Edgecombe High in Pinetops, N.C., earning all-conference honors as WR . . . Also lettered in basketball and track . . . Has 5 brothers and sisters . . . Grew up as fan of Steelers and Lynn Swann . . . Full name: Yancey Dirk Thigpen.

THIGPEN'S NFL RECORD

Regular Season

RECEIVING	No.	Yds.	Avg.	LG	TD
1992 Pittsburgh AFC	1	2	2.0	2	0
1993 Pittsburgh AFC	9	154	17.1	39t	3
1994 Pittsburgh AFC	36	546	15.2	60t	4
1995 Pittsburgh AFC	85*	1,307*	15.4	43	5
NFL Totals- 4 years	131	2,009	15.3	60t	12

KICKOFF RETURNS	No.	Yds.	Avg.	LG	TD
1992 Pittsburgh AFC	2	44	22.0	29	0
1993 Pittsburgh AFC	1	23	23.0	23	0
1994 Pittsburgh AFC	5	121	24.2	31	0
1995 Pittsburgh AFC	0	0	0.0	0	0
NFL Totals- 4 years	8	188	23.5	31	0

Additional Statistics: 1 special teams tackle in 1991, 5 in 1992, 6 in 1993.

Postseason

RECEIVING	No.	Yds.	Avg.	LG	TD
1992 Pittsburgh AFC	0	0	0.0	0	0
1993 Pittsburgh AFC	0	0	0.0	0	0
1994 Pittsburgh AFC	5	45	9.0	21	1
1995 Pittsburgh AFC	12	161	13.4	43	1
NFL Totals- 4 years	17	206	12.1	43	2

KICKOFF RETURNS	No.	Yds.	Avg.	LG	TD
1992 Pittsburgh AFC	1	14	14.0	14	0

PUNT RETURNS	No.	FC	Yds.	Avg.	LG	TD
1992 Pittsburgh AFC	0	1	0	0.0	0	0

THIGPEN'S SINGLE GAME CAREER HIGHS

Regular Season

Receptions- 10 (9-24-95 vs. Minnesota, 11-5-95 at Chicago)

Yards Receiving- 160 (10-8-95 at Jacksonville)

Longest Reception- 60t (10-30-94 at Arizona)

Kickoff Returns- 2 (11-14-94 vs. Buffalo)

Yards Kickoff Returns- 54 (11-14-94 vs. Buffalo)

Longest Kickoff Returns- 31 (11-14-94 vs. Buffalo)

Postseason

Receptions- 6 (1-14-96 vs. Indianapolis)

Yards Receiving- 77 (1-6-96 vs. Buffalo)

Longest Reception- 43 (1-6-96 vs. Buffalo)

* Team Leader



MIKE TOMCZAK – QB

18

HEIGHT– 6-1

WEIGHT– 202

COLLEGE– Ohio State

BIRTHDATE– October 23, 1962

BIRTHPLACE– Chicago, Illinois

HOW ACQUIRED– Unrestricted Free Agent from Cleveland (1993)

NFL EXPERIENCE– 12th Year

GAMES PLAYED-STARTED– '85 (6-0), '86 (13-7), '87 (12-6), '88 (14-5), '89 (16-1), '90 (16-2), '91 (12-7), '92 (12-8), '93 (7-1), '94 (6-2), '95 (7-4)

CAREER TOTALS: 121-53

STEELERS TOTALS: 20-7

PRO: Mike Tomczak has provided steady veteran leadership on and off field in Pittsburgh . . . Valuable backup to Neil O'Donnell past 3 seasons has chance to challenge for starting spot for 1st time since 1992 . . . Has made 53 career starts posting 31-22 record in regular season, including 2 wins in 1994 and 1995 for Pittsburgh . . . Came to Steelers as unrestricted free agent from Cleveland Browns on April 6, 1993 . . . Began NFL career as undrafted rookie with Chicago Bears in 1985 . . . Spent 1st 6 NFL seasons with Bears followed by 1 each with Green Bay Packers and Browns before joining Pittsburgh . . . In Chicago, started 31 of 77 games played, building 21-10 record as starter including 10-0 in 1st 10 starts . . . Started 7 games for Green Bay, 8 for Cleveland, and 7 for Pittsburgh (4-3 record) . . . **1995:** Played 7 games and made 4 starts . . . Filled in for injured Neil O'Donnell (hand fracture) in 2nd quarter vs. Detroit (9/3) and completed 15 of 24 passes for 149 yards, 3 ints . . . Started Game 2 at Houston (9/10) and led Pittsburgh to 34-17 win . . . Completed 13 of 22 passes for 123 yards, 1 TD and led Pittsburgh on 4 scoring drives . . . Hit Mark Bruener for 1st career TD pass, a 15-yarder . . . Made second start (5th as Steeler) at Miami (9/18) and was 11 of 24 for 104 yards, 2 ints . . . Replaced by Jim Miller in 4th quarter . . . Started following week as Steelers dropped 44-24 contest to Minnesota (9/24) . . . Completed 14 of 22 passes for 143 yards, 3 ints . . . Had completion percentage of .636, his season high . . . Yielded to Jim Miller after 3 drives in 3rd quarter . . . Rebounded vs. San Diego (10/1) to lead team to 31-16 victory . . . Season-high 143 yards while completing 12 of 21 passes . . . Guided Steelers on scoring drives of 75, 75 and 82 yards . . . Played total of 147 snaps for during O'Donnell injury . . . Played final play of game at Cincinnati (11/19) in 49-31 victory . . . Entered Game 14 at Oakland (12/10) for final drive and captained team for 6 snaps . . . Did not play during postseason . . . **1994:** Played 6 games and made 2 starts . . . Threw for 804 yards, completing 54 of 93 passes with 4 TDs and 0 interceptions . . . Had QB rating of 100.8, highest of career . . . Saw 1st action of season at Seattle (9/25), completing 3 of 3 passes for 39 yards . . . Made 1st start since the season-opener in 1993, and led team to 16-13 OT victory over Miami (11/20) . . . Threw for career-highs for yards (343), completions (26) and pass attempts (42) . . . His 26 completions tied 6th on Steelers' all-time list and his 343 yards ranked 8th all-time . . . Started following week at L.A. Raiders (11/27) . . . Completed 12 of 27 passes for 131 yards, 2 TDs . . . Played most of San Diego game (12/24) to close season completing 10 of 16 passes for 248 yards, 2 TDs, including 84-yard strike to Charles Johnson . . . Played final 6 minutes of Cleveland playoff game (1/7) . . . **1993:** Started 1st game as a Steeler on opening day vs. San Francisco (9/5) for Neil O'Donnell, completing 4 of 11 for 46 yards with 2 ints. in 1st half of action . . . Played in total of 7 games, finishing with 29 completions on 54 passes (53.7%) for 398 yards, 2 TDs, 5 ints. for 51.3 rating . . . Completed 3 of 4 for 66 yards, 1 TD vs. New Orleans (10/17) . . . At Denver (11/21), was 5 of 6 for 81 yards with TD . . . Completed 8 of 13 for 61 yards with 2 ints. at Houston (11/28) . . . Had season-highs with 9 completions on 20 attempts for 144 yards, 1 int. vs. Houston (12/19) . . . **1992:** Made 8 starts for Browns (4-4) and had AFC-best 8.02 yards per pass attempt with career-high 80.1 passer rating . . . Started games 4-11 for injured Bernie Kosar . . . First win as a Brown came in 2nd start, a 17-14 victory vs. Steelers at Cleveland (10/11) with 10 of 17 passes for 171 yards and 47-yard TD . . . Threw for 2 TDs in win at Houston (11/8) . . . Had career-high 322 yards completing 18 of 32 vs. San Diego (11/15) . . . In season finale played 2nd half vs. Steelers (12/27), completing 8 of 15 for 141 yards, 1 TD, 2 ints. . . . **1991:** Made 5 starts (2-3) for Packers, finishing as team leader with 128 completions on 238 passes for 1,490 yards, 11 TDs, 9 ints. . . . In 1st start as Packer threw for 317 yards and 2 TDs vs. Buffalo (11/10) while completing 23 of 38 . . . Was 20 of 40 including 75-yarder vs. Minnesota (11/17) . . . Had career-best 48-yard run to set up TD vs. Indianapolis (11/24) and tossed 3 TD passes vs. Atlanta (12/1) . . . **1990:** Started last 2 games in regular season plus 2 in playoffs in last year with Bears . . . Led win vs. Tampa Bay (12/23) with 2 TDs passing, 1 rushing . . . In playoffs threw 1 TD pass each vs. New Orleans (1/6) and New York Giants (1/31) . . . **1989:** Made career-high 11 starts

with 4-0 beginning, completing 156 of 306 for 2,058 yards with 16 TDs, 16 Ints. . . . Had 1st 300-yard game and 2 TDs at Detroit (9/24), 3 TDs and 266 yards vs. Philadelphia (10/2) . . . Also threw 3 TD passes vs. Houston (10/15) including 79-yarder, and 3 in under 3 minutes in relief vs. Tampa Bay (11/19) . . . **1988:** Had 75.4 passer rating while making 5 starts . . . Started and won "Fog Bowl" playoff game vs. Philadelphia (12/31) with 64-yard TD pass . . . **1987:** Started 1st 4 games and 3 others for injured Jim McMahon . . . Completed 97 of 178 passes for 1,220 yards, 5 TDs, 10 Ints. . . . **1986:** Started 7 games with 7-0 mark . . . Had career-best 85-yard completion to Emery Moorehead at Atlanta (11/16) . . . **1985:** Made Bears roster as undrafted rookie . . . Played in 6 games . . . Saw 4th-quarter action in 46-10 Super Bowl XX win vs. New England (1/26).

COLLEGE: Completed career ranked 2nd in school history with 5,569 yards, completing 376 of 675 passes with 32 TDs . . . A 3-year starter, led team to 9-3 record 3 times . . . As senior was 145 of 244 for 1,952 yards and led team to Rose Bowl win after breaking leg previous spring . . . Graduated with degree in communications.

PERSONAL: Married (Michelle) during 1996 offseason . . . Lives in Pittsburgh . . . Michelle is teacher in Pittsburgh area . . . Played QB, P and FS for Thornton Fractional North High in Calumet City, Ill. where he was coached by father, Ron . . . Earned letters in football, basketball and track . . . Serves on board of directors of Leukemia Society in Chicago, Blue Cross Kids Esteem Program in Pittsburgh and Catholic Charities . . . Was 1996 spokesperson for Art Rooney 5K to raise scholarship money . . . Full name: Michael John Tomczak.

TOMCZAK'S NFL RECORD

Regular Season

PASSING	Att.	Comp.	Yds.	Pct.	LG	TD	Int.	Rtg.
1985 Chicago NFC	6	2	33	33.3	24	0	0	52.8
1986 Chicago NFC	151	74	1105	49.0	85	2	10	50.2
1987 Chicago NFC	178	97	1220	54.5	56†	5	10	62.0
1988 Chicago NFC	170	86	1310	50.6	76†	7	6	75.4
1989 Chicago NFC	306 *	156 *	2058*	51.0	79†	16*	16	68.2
1990 Chicago NFC	104	39	521	37.5	48	3	5	43.8
1991 Green Bay NFC	238 *	128 *	1490*	53.8	75†	11*	9	72.6
1992 Cleveland AFC	211	120	1693	56.9	52	7	7	80.1
1993 Pittsburgh AFC	54	29	398	53.7	39†	2	5	51.3
1994 Pittsburgh AFC	93	54	804	58.1	84†	4	0	100.8
1995 Pittsburgh AFC	113	65	666	57.5	29	1	9	44.3
NFL Totals- 11 years	1,624	850	11,298	52.3	84†	58	77	66.8

QB Sacks: '85- 0-0; '86- 4-30; '87- 8-31; '88- 5-47; '89- 6-58; '90- 11-70; '91- 13-105; '92- 12-85; '93- 7-43; '94- 4-33; '95- 6-42.

Career Totals: 76-544.

RUSHING	Att.	Yds.	Avg.	LG	TD	Record as Starter
1985 Chicago NFC	2	3	1.5	3	0	1985 (0) 0-0
1986 Chicago NFC	23	117	5.1	16	3	1986 (7) 7-0
1987 Chicago NFC	18	54	3.0	10	1	1987 (6) 4-2
1988 Chicago NFC	13	40	3.1	17	1	1988 (5) 4-1
1989 Chicago NFC	24	71	3.0	18	1	1989 (11) 5-6
1990 Chicago NFC	12	41	3.4	14	2	1990 (2) 1-1
1991 Green Bay NFC	17	93	5.5	48	1	1991 (7) 2-5
1992 Cleveland AFC	24	39	1.6	16	0	1992 (8) 4-4
1993 Pittsburgh AFC	5	-4	-0.8	2	0	1993 (1) 0-1
1994 Pittsburgh AFC	4	22	5.5	13	0	1994 (2) 2-0
1995 Pittsburgh AFC	11	25	2.3	11	0	1995 (4) 2-2
NFL Totals- 11 years	142	476	3.4	48	9	Totals 31-22

Additional Statistics: 1 reception for 5 yards in 1990.

Postseason

PASSING	Att.	Comp.	Yds.	Pct.	LG	TD	Int.	Rtg.
1985 Chicago NFC	0	0	0	0.0	0	0	0	—
1986 Chicago NFC	0	0	0	0.0	0	0	0	—
1987 Chicago NFC	0	0	0	0.0	0	0	0	—
1988 Chicago NFC	32	16	227	50.0	64†	1	3	44.5
1990 Chicago NFC	61	29	371	47.5	38	1	2	58.8
1993 Pittsburgh AFC	0	0	0	0.0	0	0	0	—
1994 Pittsburgh AFC	0	0	0	0.0	0	0	0	—
1995 Pittsburgh AFC	0	0	0	0.0	0	0	0	—
NFL Totals- 11 years	93	45	598	48.4	64†	2	5	54.1

QB Sacks: '85- 0-0; '86- 0-0; '87- 0-0; '88- 0-0; '90- 2-12; '93- 0-0; '94- 0-0; '95- 0-0. **Career Totals:** 2-12.

RUSHING	Att.	Yds.	Avg.	LG	TD	Record as Starter
1985 Chicago NFC	0	0	0.0	0	0	1985 (0) 0-0
1986 Chicago NFC	0	0	0.0	0	0	1986 (0) 0-0
1987 Chicago NFC	0	0	0.0	0	0	1987 (0) 0-0
1988 Chicago NFC	1	0	0.0	0	0	1988 (1) 1-0
1990 Chicago NFC	2	8	4.0	10	0	1990 (2) 1-1
1993 Pittsburgh AFC	0	0	0.0	0	0	1993 (0) 0-0
1994 Pittsburgh AFC	3	2	0.7	6	0	1994 (0) 0-0
1995 Pittsburgh AFC	0	0	0.0	0	0	1995 (0) 0-0
NFL Totals- 11 years	6	10	1.7	10	0	Totals 1-1

TOMCZAK'S SINGLE GAME CAREER HIGHS

Regular Season

Pass Attempts— 42 (11-20-94 vs. Miami)
Completions— 26 (11-20-94 vs. Miami)
Yards Passing— 343 (11-20-94 vs. Miami)
Completion Percentage— 69.2% (18/26, 11-6-88 vs. Tampa Bay)
Longest Completion— 85 (11-16-86 to Emery Moorehead vs. Atlanta)
TD Passes— 3 (4 times, last time 12-1-91 vs. Atlanta)
Interceptions— 4 (12-14-87 vs. San Francisco, 10-15-89 vs. Houston)
Times Sacked— 3 (3 times, last time 9-18-95 at Miami)
Rushing Attempts— 6 (11-16-86 vs. Atlanta)
Yards Rushing— 48 (11-24-91 vs. Indianapolis)
Longest Run— 48 (11-24-91 vs. Indianapolis)
TDs Rushing— 1 (9 times, last time 11-24-91 vs. Indianapolis)

Postseason

Pass Attempts— 36 (1-13-91 vs. New York Giants)
Completions— 17 (1-13-91 vs. New York Giants)
Yards Passing— 205 (1-13-91 vs. New York Giants)
Completion Percentage— 50.0% (10/20 12-31-88 vs. Philadelphia)
TD Passes— 1 (12-31-88 vs. Philadelphia, 1-13-91 vs. N.Y. Giants)
Interceptions— 3 (12-31-88 vs. Philadelphia)
Rushing Attempts— 2 (1-6-91 vs. New Orleans)
Yards Rushing— 8 (1-6-91 vs. New Orleans)

*Team leader



JON VAUGHN — RB

22

HEIGHT— 5-9

WEIGHT— 203

COLLEGE— Michigan

BIRTHDATE— March 12, 1970

BIRTHPLACE— Florissant, Missouri

HOW ACQUIRED— Veteran Free Agent (1996)

NFL EXPERIENCE— 6th Year

GAMES PLAYED-STARTED— '91 (16-2), '92 (16-5), '93 (16-2), '94 (15-0), '95 (0-0)

CAREER TOTALS: 63-9

PRO: Talented running back and return specialist joined Steelers April 9, 1996 as veteran free agent . . . Has played in 63 career games, including nine starts, with three different clubs: Kansas City (3 games in '94), Seattle Seahawks (28 games/2 starts in '93-94) and New England Patriots (32 games/7 starts in '91-92) . . . Joined Chiefs as free agent on November 30, 1994, where he remained through the 1995 training camp . . . Made name for himself as one of NFL's most dangerous kickoff returners . . . Has returned 103 career kickoffs for 2,390 yards, with 23.2-yard average, and 4 touchdowns . . . His 4 KORs for TDs are 2nd-most among active NFL players (Detroit's Mel Gray has six) . . . Only 11 players in NFL history have 4 or more kickoffs returned for scores: Ollie Matson, Gale Sayers, Travis Williams and Gray have six; Bobby Mitchell, Abe Woodson and Timmy Brown have five; and Vaughn, Cecil Turner, Ron Brown and Andre Coleman have four . . . Has carried the ball 207 times for 846 yards and 4 touchdowns, and caught 22 passes for 170 yards and one score . . . Originally entered the NFL as fifth-round pick (112th overall) of the Patriots in the '91 draft . . . On August 25, 1993, Vaughn was traded by Patriots to Seahawks for sixth-round pick in 1994 (Max Lane) . . . Was released by Seattle on November 28, 1994 and signed by Kansas City two days later . . . **1995:** Attended Chiefs training camp, but was released . . . Did not play in NFL in 1995 . . . **1994:** Ranked 3rd in AFC with 25.1-yard KOR average . . . Signed by Kansas City on Nov. 30 after kick returner Ron Dickerson (knee) was placed on injured reserve . . . In 3 regular season games with the Chiefs, served as kickoff returner . . . Had 15 kickoff returns for team-high 25.7-yard average and one touchdown . . . His 91-yard kickoff return for TD vs. Miami (12/12) was 1st by a Chief since 12/27/87 (Paul Palmer, 92 yards vs. San Diego) . . . It was 6th-longest in team history . . . Had 4 kickoff returns for team-high 25.7-yard average and one touchdown . . . Had 4 kickoff returns for 16.8-yard average in playoff game at Miami (12/31) . . . **At Seattle** (1993-94): Played in 28 games (two starts) with the Seahawks in '93-94 . . . Had 63 carries for 249 yards (4.0 avg.) and one touchdown with one catch for five yards and a score . . . Also returned 34 kickoffs for a 21.3-yard average and a touchdown . . . **1994:** Appeared in 12 games with Seattle until being released on Nov. 28 . . . Rushed the ball 27 times for 96 yards and one touchdown, and caught one pass for a five-yard score . . . Made 18 kick-off returns at a 24.6-yard clip with one touchdown, a 93-yarder vs. San Diego (10/30) . . . **1993:** Played in 16 games, starting the last two, after being acquired from New England on Aug. 25 in exchange for a sixth-round pick in '94 . . . Finished year with 153 rushing yards on 36 carries and 16 kickoff returns for a 17.5-yard average . . . Made 1st start for injured Chris Warren (abdominal muscle) against Pittsburgh (12/26) and had career highs with 131 rushing yards and 26 carries . . . Also had

career-long 37-yard run in game . . . Started next week vs. Kansas City (1/2/94) but was hampered by hyperextended knee . . . **At New England** (1991-92): Played in 32 games (seven starts) with New England, rushing for 597 yards and three scores in 144 tries . . . Also caught 21 passes for 165 yards . . . Returned 54 kickoffs for a 23.7-yard average . . . **1992:** Played in 16 games, started 5 . . . Led Patriots in rushing with 451 yards and one touchdown on 113 carries . . . Led AFC with 18.1-yard KOR average . . . Caught 13 passes for 84 yards . . . Recorded first 100-yard game against N.Y.Jets (11/22), with 110-yard effort . . . Led NFL with 28.2 yard KOR avg . . . Had 100-yard run back for score vs. Cincinnati (12/20) . . . **1991:** Appeared in 16 games (2 starts) . . . Ranked fifth in the AFC with a 21.1-yard average on 34 kickoff returns . . . Had a 99-yard return for a touchdown against the Cardinals (9/29) . . . Threw a 13-yard TD pass to Marv Cook against Houston (9/22) . . . Made 31 carries for 146 yards and a pair of scores as a fifth-round draft pick.

COLLEGE: Two-year letterman at Michigan who entered NFL draft with two years of eligibility remaining . . . Was a first team all-Big 10 pick as sophomore after rushing for 1,364 yards and 9 TDs on 216 carries . . . Finished 2nd in conference and 11th in nation with average of 112.4 rushing yards per game . . . Became 1st player in school history to have back-to-back 200-yard rushing games, getting 201 vs. Notre Dame and 288 vs. UCLA in 1st 2 games of '90 season . . . The 288 yards was second-highest total in team history . . . Redshirted in '88 and played as a reserve in '89.

PERSONAL: Married (Stephanie) . . . Was football and track standout at McCluer North High School in Florissant, Missouri . . . Was a member of school's state championship 4x100-meter relay team . . . Captured 100-meter title at '86 Junior Olympics with 10.2-seconds . . . Owns own company, Rush 24, Inc., which specializes in investments and business . . . Full name: Jonathan Stewart Vaughn.

VAUGHN'S NFL RECORD

RUSHING	No.	Yds.	Avg.	LG	TD
1991 New England	31	146	4.7	23	2
1992 New England	113	451	4.0	36	1
1993 Seattle	36	153	4.3	37	0
1994 Seattle	27	96	3.6	16	1
1994 Kansas City	0	0	0.0	0	0
NFL Totals- 4 years	207	846	4.1	37	4

RECEIVING	No.	Yds.	Avg.	LG	TD
1991 New England	8	81	10.1	32	0
1992 New England	13	84	6.5	28	0
1993 Seattle	0	0	0.0	0	0
1994 Seattle	1	5	5.0	5	1
1994 Kansas City	0	0	0.0	0	0
NFL Totals- 4 years	22	170	7.7	32	1

KICKOFF RETURNS	No.	Yds.	Avg.	LG	TD
1991 New England	34	717	21.1	99	1
1992 New England	20	564	28.2	100	1
1993 Seattle	16	280	17.5	31	0
1994 Seattle	18	443	24.6	93	1
1994 Kansas City	15	386	25.7	91	1
NFL Totals- 4 years	103	2390	23.2	100	4

Postseason: 4 kickoff returns for 67 yards (16.8 avg.) in 1 game in '94.



WILLIE WILLIAMS - CB

27

HEIGHT- 5-9

WEIGHT- 180

COLLEGE- Western Carolina

BIRTHDATE- December 26, 1970

BIRTHPLACE- Columbia, South Carolina

HOW ACQUIRED Draft (6th in 1993)

NFL EXPERIENCE- 4th Year

GAMES PLAYED-STARTED- '93 (16-0), '94 (16-1), '95 (16-15)

CAREER TOTALS: 48-16

PRO: Special teams standout responded to starting call with league-leading effort...Filled big shoes of Rod Woodson with conference leading 7 interceptions in 1995...Was team leader with special teams tackles 1993-94...Has played every game since joining team as 6th-round draft selection in 1993 . . . Was one of 3 rookies to play every game in 1993 . . . **1995:** Full-time starter for 1st time in career, making 15 starts . . . Led AFC and tied 3rd in NFL with 7 interceptions . . . Earned AFC Defensive Player of Month (December) . . . Entered season as starting RCB replacing Deon Figure (knee), playing opposite Rod Woodson . . . Made 12 starts at LCB and on right side . . . Started season opener vs. Detroit (9/3) at RCB . . .

Replaced by Alvoid Mays in Game 2 at Houston (9/10) while Deon Figures lined up at LCB. Returned to start at LCB in Game 3 at Miami (9/18). Registered 8 tackles (6 solo) vs. Minnesota (9/24). Had 1st 2-interception game of career vs. San Diego (10/1) and led team with 6 tackles and 4 pass defenses. Returned one interception 63 yards for TD, 1st TD of career. Made start at RCB vs. Jacksonville (10/29). 3rd int. of season at Chicago (11/5). Tied team lead with 6 solo stops at Cincinnati (11/19). Had best game of season at Cleveland (11/26) with team leading 8 solo tackles. Intercepted Vinny Testaverde to set up FG. On Browns next series recovered Leroy Hoard fumble caused by Myron Bell to set up TD. Forced Andre Rison fumble in 4th quarter to close afternoon. Added 2 more thefts at Oakland and led team with season-best 9 tackles (6 solo). Intercepted Billy Joe Hobert in endzone on Raiders final possession. Made 7th interception vs. New England. Closed regular season at Green Bay (12/24) with team leading 8 tackles (7 solo). Started every playoff game and led secondary with 15 tackles and 4 pass defenses. With Pittsburgh down 16-13 to Indianapolis in 4th quarter of AFC Championship game, Williams made TD saving tackle on Lamont Warren from behind. Tackle was on 3rd-down play with just over 3 minutes remaining in game, Warren had no one left to beat. Play forced punt and Steelers scored game-winning TD on next possession. Made 5 stops in Super Bowl XXX vs. Dallas (1/28). **1994:** Played every game, including both playoff games. Led team with 19 special teams stops (12 solo). Made 1st start of career vs. Houston (10/3) as 5th DB. Had defensive tackles vs. Dallas (9/4) and at L.A. Raiders (11/27). Recorded 3 special teams tackles vs. Houston (10/3) and vs. Buffalo (11/14). Had best outing in regular-season finale at San Diego (12/24). Played more than 2 quarters and made 2 defensive stops and career-high 5 special teams tackles. **1993:** Played in every game despite suffering fractured wrist week 4. Finished with 9 tackles on defense, 6 tackles and 1 forced fumble on special teams. Began season with 2 special teams tackles in opener vs. San Francisco (9/5). Made special teams tackle and forced fumble on punt vs. Cincinnati (9/19). Broke wrist on 1st quarter kickoff at Atlanta (9/27) and did not return. Made 2 defensive tackles vs. New England (12/5) replacing injured D.J. Johnson. Played extensively in dime defense for injured Deon Figures vs. Houston (12/19), making 3 tackles, followed by 3 tackles the next week at Seattle (12/26). In playoffs at Kansas City (1/8) made 2 tackles on defense, 1 pass defended. Was 162nd player drafted overall.

COLLEGE: A 3-year starter, made 217 tackles to rank 2nd in school history for DBs, adding school record with 41 pass deflections. Named 1st team All-Southern Conference as senior with 62 tackles, 2 interceptions, 3 fumble recoveries, 2 blocked kicks. Had 87 tackles as junior along with 1 interception to earn 2nd-team All-SC honors. As sophomore made 68 tackles, 1 sack, 3 interceptions. Majored in sports management.

PERSONAL: Willie and wife (Melissa) with son Dominique (8/6/95). Lives in Pittsburgh. Attended Spring Valley High in native Columbia, S.C. Named all-state, all-region and all-area after leading state champion team with 8 interceptions, 30.0-yard KOR avg. Also played some WR and ran track. Has real estate company called The Canaan Group Inc. in Columbia, South Carolina. Wife Melissa has degree in office administration from South Carolina and is expected to graduate in spring of 1996 with master's in human resources management. Full name: Willie James Williams, Jr.

WILLIAMS' NFL RECORD

Regular Season

TACKLES	Solo	Asst.	Total	Sp.T.	Sacks	FF	FR
1993 Pittsburgh AFC	7	2	9	6	0.0	0	0
1994 Pittsburgh AFC	5	0	5	19*	0.0	0	0
1995 Pittsburgh AFC	69	8	77	2	0.0	1	1
NFL Totals— 3 years	81	10	91	27	0.0	1	1

Additional Statistics: 1 forced fumble on special teams in 1993.

Postseason

TACKLES	Solo	Asst.	Total	Sp.T.	Sacks	FF	FR
1993 Pittsburgh AFC	2	0	2	0	0	0	0
1994 Pittsburgh AFC	0	0	0	1	0	0	0
1995 Pittsburgh AFC	11	4	15	0	0	0	0
NFL Totals— 3 years	13	4	17	1	0	0	0

*Team leader

COLORADO CONNECTION

Former Colorado Buffalos on the Steelers current roster:

- NT Joel Steed (third-round draft choice, 1992)
- CB Deon Figures (first-round draft choice, 1993)
- LB Chad Brown (second-round draft choice, 1993)
- WR Charles Johnson (first-round draft choice, 1994)
- QB/WR Kordell Stewart (second-round draft choice, 1995)



WILL WOOLFORD - OT

77

HEIGHT- 6-5

WEIGHT- 295

COLLEGE- Vanderbilt

BIRTHDATE- May 18, 1964

BIRTHPLACE- Louisville, Kentucky

HOW ACQUIRED- Unrestricted Free Agent from Indianapolis (1996)

NFL EXPERIENCE- 11th Year

GAMES PLAYED-STARTED- '86 (16-16), '87 (9-9), '88 (16-16), '89 (16-16), '90 (14/14), '91 (15/15), '92 (16/16), '93 (12/12), '94 (16/16), '95 (16-16)

CAREER TOTALS: 146-146

PRO: Steelers' landed proven veteran when Will Woolford signed March 1, 1996 . . . Spent most of career at left tackle, but will audition at guard for Steelers . . . Entering his 11th NFL season . . . Started previous three seasons for Indianapolis Colts . . . Was named Colts' transition player, but team withdrew tag on March 1 . . . Signed by Colts to offer sheet on March 29, 1993 . . . Awarded to Colts after arbitration hearing on April 23, 1993 . . . Started 44 games for Colts and 102 starts for Buffalo . . . Originally was Buffalo's second pick in the first round of the 1986 draft, the 20th selection overall . . . Named as transition player by Buffalo following the 1992 season . . . **1995:** Started all 16 games at left tackle for Colts . . . Provided protection from important LT slot to aid Jim Harbaugh to league-leading 100.7 passer rating . . . Also started postseason games at San Diego (12/31), at Kansas City (1/7/96) and at Pittsburgh (1/14) for AFC Championship game . . . Part of line that sprung rookie Zack Crockett for 147 yards on 13 carries in San Diego playoff game . . . **1994:** One of 10 Colts to start all 16 games . . . Opened each game at LT . . . Was cover subject of Sports Illustrated's 1994 Pro Football preview issue . . . Helped pave way for club's highest rushing output (2,060) since 1988 (2,249) and fewest sack total (28, 1989/1994) in non-strike 16-game season . . . Helped club rank 3rd in AFC, 4th in NFL with 128.8 ypg. rushing . . . Helped RB Marshall Faulk rank 3rd in AFC, 5th in NFL in rushing with 314 rushes for 1,282 yards, 11 TDs . . . Colts outrushed eleven opponents (most since 13 in 1983), surpassed 100+ rushing 12 times (most since 14 in 1988), and posted 15 rushing TDs (most since 23 in 1988) . . . **1993:** Started first 12 games at LT . . . Named Lineman of the Year by Thundering Herd Fan Club . . . Helped pave way for Colts highest rushing output (1,288) and fewest sack total (29) since 1989 . . . Underwent surgery for torn left rotator cuff 4/29 for injury sustained in Super Bowl XXVII . . . Practiced for first time with club 8/18 . . . Started and played first half in preseason finale vs. Green Bay (8/27) . . . Played throughout season until on injured reserve 12/10 and had surgery on right rotator cuff to repair on 12/13 . . . **1992:** Named to 2nd Pro Bowl . . . Earned honors from The Football News all-AFC . . . The Newspaper Enterprise Association Second-Team all-NFL . . . Started all 16 games at LT for Buffalo . . . Started post-season games at Pittsburgh (1/9), at Miami (1/17) and Super Bowl XXVII vs. Dallas (1/31) . . . Voted to Pro Bowl but did not play due to shoulder injury suffered in Super Bowl . . . Member of OL that helped Buffalo lead NFL with 549 rushes for 2,436 yards, 18 TDs rushing while ranking second with 5,893 total yards . . . Helped pave way for RB-Thurman Thomas to rank third in NFL rushing with 312 carries and 1,487 yards, 9 TDs . . . **1991:** Selected to Pro Bowl . . . Named as FN all-AFC . . . Started 15 games at LT . . . Missed game at Miami (11/18) due to back injury suffered at Green Bay (11/10) . . . Started postseason games vs. Kansas City (1/5/92), vs. Denver (1/12/92) and Super Bowl XXVI vs. Washington (1/26/92) . . . Named to All-Madden Team . . . Awarded game ball vs. Chicago (9/29) . . . **1990:** Was FN all-AFC selection . . . Started 14 games at LT . . . Missed vs. Indianapolis (9/9) and vs. Denver (9/30) due to hamstring injury . . . Member of offensive line that allowed just 27 sacks, the fewest by club in non-strike season since 1981 (16) . . . Started post-season games vs. Miami (1/12/91) vs. Raiders (1/20/91) and Super Bowl XXV vs. Giants (1/27/91) . . . **1989:** Started all 16 games at LT . . . Started postseason game at Cleveland (1/6) . . . **1988:** Started 16 contests . . . Started 12 games at LT and games 2-5 at RG . . . Started post-season games vs. Houston (1/1) and at Cincinnati (1/8) . . . **1987:** Started nine game at LT after making move from RG in training camp . . . Missed weeks 3-5 . . . Did not play vs. Denver (11/8) and at Cleveland (11/15) due to ankle injury suffered vs. Washington (11/1) . . . Missed game 12/13 at Indianapolis after sustaining broken thumb 12/6 vs. Raiders . . . **1986:** Started 16 games at RG as rookie . . . Became first rookie OL to start every game for Bills since Joe DeLamielleure (1973) . . . Recognized by Pro Football Writer's Association NFL all-Rookie, United Press International NFL all-Rookie and Pro Football Weekly NFL all-Rookie.

COLLEGE: Four-year letterman and three-year starter . . . Named All-SEC and third-team All-America by Associated Press as senior tri-captain . . . Participated in Blue-Gray and Senior Bowl following senior sea-

son . . . Helped lead team to 8-4 record and Hall of Fame Bowl appearance as freshman . . . Holds degree in sociology.

PERSONAL: Married (Jude) with daughters, Grace (4/27/93) and Laren Kay (4/1/95) . . . Attended St. Xavier High School in Louisville . . . Won eleven athletic letters and was all-state basketball choice . . . Avid race-horse fan who regularly attended Kentucky Derby while growing up . . . Currently owns five thoroughbred race horses at Churchill Downs in Louisville, KY . . . Full name is William Charles Wolford.



ROD WOODSON - CB

26

HEIGHT- 6-0

WEIGHT- 200

COLLEGE- Purdue

BIRTHDATE- March 10, 1965

BIRTHPLACE- Fort Wayne, Indiana

HOW ACQUIRED- Draft (1st in 1987)

NFL EXPERIENCE- 10th Year

GAMES PLAYED-STARTED- '87 (8-0), '88 (16-16) '89 (15-14), '90 (16-16), '91 (15-15), '92 (16-16) '93 (16-16), '94 (15-15), '96 (1-1)

CAREER TOTALS: 118-109

PRO: Perseverance might be best adjective to describe one the NFL's elite cornerbacks . . . No NFL player has ever recovered from severe knee injury and returned to play in the same season . . . Until Woodson accomplished goal in 1995 . . . One of only 5 active players to be named to the NFL's 75th Anniversary team in 1994 . . . NFL's 1993 defensive player of the year . . . Voted to 6th consecutive Pro Bowls following 1994 season . . . Only 7 Steelers have made more Pro Bowl appearances . . . 3-time team MVP and defensive captain . . . Has played in 118 games and leads active Steelers with 32 career interceptions and ties Jack Ham for 6th in team history . . . Owns Steelers' career records for PRs (256), PR yards (2,362), KORs (220) and KOR yards (4,894) . . . Tied with Jack Butler for most TDs on interception returns (4) . . . Until 1995, held single-season records for KOR and return yardage . . . Won NFL KOR title in 1989 with 27.3-yard average to become 1st Steeler since Lynn Chandnois (1951-52) to win NFL KOR title . . . Led AFC in PRs in 1992 . . . Has led team in interceptions twice, was leader in solo tackles in 1993 and 1994 . . . Has scored 8 TDs in career with 4 on interceptions, 2 on PRs, 2 on KORs . . . One of NFL's fastest players, finished 2nd to Darrell Green in 1988 NFL Fastest Man Competition, after defeating Ricky Nattiel and Willie Gault in semis, adding 3rd-place finish in 1990 . . . **1995:** Superman can be added to the to list of adjectives used to describe Woodson . . . After suffering a torn anterior cruciate ligament in his right knee in 1995 season opener vs. Detroit (9/3), Rod became the first NFL player to suffer a torn ACL injury and play in the same season when he returned to play in Super Bowl XXX vs. Dallas (1/28) . . . Contributed with a 3rd-quarter pass defense while covering Michael Irvin . . . Only games played in 1995 were season opener and Super Bowl . . . **1994:** Voted starter in 6th consecutive Pro Bowl after season that yielded 83 tackles (67 solo), 3 sacks, 4 interceptions, 4 forced fumbles and 23 pass defenses . . . Missed 1st game since 1991 when sat out season-finale at San Diego (12/24) . . . Chosen NFL Players Association AFC DB of the year, all-Pro by AP, C&PFN, Football Digest, PFW/PFWA, and Sporting News . . . Tied Jack Butler for most interceptions for TDs in season (2) . . . Team earned 10 more points from Rod's other two interceptions . . . Led team with season-high 13 tackles vs. Cincinnati (10/16) . . . Led team 2nd straight week with 11 tackles and added 1 forced fumble, 1 fumble recovery, 1 interception, 4-37 on PRs and 1-26 on KORs vs. N.Y. Giants (10/23) . . . Earned AFC defensive player of week vs. Buffalo (11/14) with 9 tackles, 1 interception return for TD, and 1 sack/forced fumble for 2nd TD . . . Returned 2nd pick for TD at Cincinnati (12/4) . . . Suffered left-knee sprain vs. Philadelphia (12/11) . . . Recorded 6 tackles and 1 pick vs. San Diego in AFC Championship game (1/15) . . . Solid special teams performer . . . Finished season with 15 KORs . . . Ran all but 1 of KORs in 1st 8 Games of season, before yielding to Charles Johnson . . . Returned season-long 54 yarder to Brown's 45 yard line to set up Steelers' score at Cleveland (9/11) . . . Had season-high 3 KORs vs. Dallas (9/4), vs. Indianapolis (9/18) and at Seattle (9/25) . . . Had season-best 5 PRs vs. Indianapolis (9/18) and vs. Houston (10/3) . . . Matched season-mark vs. Cincinnati (10/16), including season-long 42 yarder . . . **1993:** Became 4th Steeler, 5th DB in 21 years and 1st DB since 1984 to be named NFL defensive player of the year by A.P. . . . Also chosen NFL defensive player of year by C&PFN, AFC defensive player of year by UPI, AFC DB of year by NFLPA, was 1 of 6 finalists for Miller Lite/NFL player of the year, named team MVP for 3rd time and was 1st team All-NFL by AP, PFW/PFWA, Sports Illustrated, The Sporting News, Football Digest, C&PFN and Beckett, 1st team All-AFC by UPI and Football News . . . In 1st-ever fan Pro Bowl voting was top choice among AFC defensive players and 1 of only 5 AFC players cho-

sen as starter on fans, coaches and players ballots ... NFL interception leader for most of season, finishing 3rd with career-high 8 which was 2nd-most in team history and best since Mel Blount's team-record 11 in 1975 ... Also led team with 79 solo tackles, had 95 total tackles, 2 sacks, team-high 28 passes defended, 2 forced fumbles, 1 blocked FGA ... Added 8.2-yard PR average, 19.6-yards on KORs ... Had 7 interceptions in 1st 6 games including 2 each vs. 49ers, Falcons and Saints ... In opener vs. San Francisco (9/5) made 8 tackles and blocked 47-yard FG try in 4th quarter in addition to 2 thefts ... Had interception, sack and forced fumble at Los Angeles Rams (9/12) before setting up TD with 39-yard PR vs. Cincinnati (9/19) ... Earned special teams game ball and named AFC special teams player of week at Atlanta (9/27) with 2 PRs for 42 yards, 2 KORs for 62 yards, 2 interceptions to take over NFL lead ... Vs. Falcons also played 1 play on offense at WR for 1st time in career, gaining 0 yards on reverse, and was in for 1 play at WR for fake reverse the next week vs. San Diego (10/10) ... Scored TD on 63-yard interception return on 1st pass vs. New Orleans (10/17), later adding 2nd interception to set up TD and earn defense game ball and AFC defensive player of week honors ... Got sack among 8 tackles at Cleveland (10/24), had 36-yard KOR at Denver (11/21) ... Made team-leading 14 tackles, forced fumble and 8th interception of season at Miami (12/13), followed by 12 tackles vs. Houston (12/19) ... In playoffs at Kansas City (1/8), made 6 solo tackles, 1 pass defended, 3 PRs for 18 yards, 3 KORs for 66 yards ... **1992:** Voted starter for 4th Pro Bowl after making 4 interceptions, team-leading 85 solo tackles and 100 total, career-best 6 sacks, 17 passes defended, 4 forced fumbles, 1 fumble recovered ... Also led AFC with 11.4-yard PR average and ranked 8th in AFC on KORs with 18.8-yard average ... Scored TD on 8-yard PR while handling every PR for team (32) ... Moved from RCB to LCB in spring ... Started in opener just 2 weeks after partially tearing calf muscle in preseason at Chicago (8/23) ... In opener at Houston (9/6) had 2 interceptions including 57-yard return to set up game-winning TD, in addition to 9 tackles ... The next week got sack, forced fumble, 6 tackles and blocked 37-yard FGA vs. New York Jets (9/13) to earn AFC defensive player of week honors ... Set up FG with 46-yard PR to 16-yard line at San Diego (9/20) ... Had worst game of NFL career at Green Bay (9/27), yielding 2 TD passes and muffed PR at 8-yard line ... Got 2nd sack vs. Cincinnati (10/19) followed by 80-yard PR-TD at Kansas City (10/25) for 2nd career TD on PR, 5th TD overall, and tying 3rd-longest PR in team history and longest since 1978, also adding interception ... Led team with 8 tackles, blocked pass and sack vs. Houston (11/1), knocking Warren Moon out of game with concussion in 3rd quarter ... Got sack, fumble recovery and forced fumble which set up game-winning TD vs. Detroit (11/15) ... Had first multiple sack game of career with 2 at Chicago (12/3) ... Got 4th interception in finale vs. Cleveland (12/27) along with 9 tackles, 28-yard PR ... In playoff game vs. Buffalo (1/9), made 1 tackle, 2 PRs before suffering concussion in 2nd quarter ... **1991:** Selected for 3rd Pro Bowl after making 3 interceptions, 71 tackles, leading team with 16 passes defended, recovering 2 fumbles, forcing 1, and averaging 20.0 yards on KORs, 11.4 on PRs ... Shared AFC lead and tied for 4th in NFL on PRs, 8th in AFC on KORs ... Started all 15 games played, sitting out vs. Houston (11/24) with hamstring injury ... Had interception, recovered fumble at Buffalo (9/8) ... Got sack at Dallas (11/28) followed by interception with season-high 9 tackles at Houston (12/8) ... Made interception vs. Cincinnati (12/15), recovered fumble in finale vs. Cleveland (12/22) ... Had longest PR of 40 yards vs. New England (9/15) ... **1990:** Named team MVP to become 5th Steeler and 2nd on defense to win award twice, joining Terry Bradshaw, Jack Lambert, Louis Lipps, John Stallworth ... Led team with 5 interceptions and was voted starting CB for Pro Bowl ... Also had 66 tackles, 16 passes defended, 1 forced fumble, and did not allow a TD pass until 16th game of season ... Ranked 3rd in AFC, tied for 8th in NFL on KORs with 21.8-yard average, 2nd in AFC and 5th in NFL on PRs with 10.5 ... Named AFC defensive player of week vs. Houston (9/16) after scoring game-winning TD on 52-yard PR ... Had interceptions at Los Angeles Raiders (9/23) and San Francisco (10/14) followed by 49- and 45-yard KORs vs. Los Angeles Rams (10/29) ... Added 39-yard PR with interception, 6 tackles vs. Atlanta (11/4) ... **1989:** Won NFL KOR title with 27.3-yard average to earn 1st Pro Bowl trip as KR specialist ... Started 14 of 15 games, missing 2 starts with back sprain and dislocated shoulder ... Made 3 interceptions, 80 tackles, 3 fumble recoveries, team-leading 4 forced fumbles, 18 passes defended ... Ranked 5th in AFC on PRs with 7.1-yard average ... Got interceptions vs. Kansas City (10/29), at Denver (11/5), in finale at Tampa Bay (12/24) ... Scored TD on 84-yard KOR vs. San Diego (11/19), adding 72-yard KOR at Tampa Bay ... In playoffs at Houston (12/31) set up game winning FG in OT by forcing and recovering fumble after making 8 tackles ... In first Pro Bowl made 3 KORs for 26.3-yard average and had 1 sack ... **1988:** Named co-MVP with David Little after starting all 16 games — 3 at LCB, 13 at RCB — in 1st full NFL season ... Finished with 4 interceptions to share team lead, ranked 3rd with 88 tackles, led team with 18 passes defended, forced 1 fumble ... Also ranked 6th in NFL on KORs with 23.0-yard average, adding 8.5 on PRs ...

Made 20 tackles, 1 interception while starting 1st 3 games at LCB for injured Dwayne Woodruff . . . Moved to RCB week 4 to start remainder of season . . . Had 92-yard KOR for TD at Phoenix (10/9) for 1st KOR-TD by a Steeler since 1978 . . . **1987:** Signed Oct. 28 to end 94-day holdout . . . Played in last 8 games as nickel back and KR specialist . . . Averaged 22.3 yards on KORs, 8.4 on PRs . . . Scored TD on 1st NFL interception with 45-yard return at Cincinnati (11/22) . . . Finished with 20 tackles on defense . . . Drafted 10th overall and was 1st DB drafted.

COLLEGE: Consensus All-America, finished 2nd to Thomas Everett in Jim Thorpe Trophy balloting . . . As 4-year starter broke 13 school records including solo tackles (320), interceptions (11), TDs on interceptions (3), KORs (71), KOR yards (1,535) . . . Started 44 consecutive games, playing CB, S, RB, WR, PR, KOR . . . Led Big Ten DBs as senior with 108 tackles . . . Had 5 interceptions as junior . . . In final regular season game of senior year started at TB for 1st time and played 137 plays, finishing with 93 rushing yards, 3 receptions for 67 yards, 2 KORs for 46, 3 PRs for 30, 10 tackles, 1 forced fumble . . . Was 4-time Big Ten 55-meter hurdle champion, 2-time track All-America . . . Graduated in 1988 with degree in criminal justice.

PERSONAL: Married (Nicki) with daughters Tia Rochelle (6/25/96) and Marikah (8/13/90) and son Demetrius (11/25/92) . . . Lives in Wexford, Pa. . . Was Parade and Blue Chip All-America as CB and HB for Snyder High in Fort Wayne, Ind. . . Also named all-conference in basketball . . . Broke state low hurdle record in 1984 with 36.04 time, was 2-time state champion in low and high hurdles . . . Qualified for Olympic Trials in 100-meter hurdles in 1984 . . . Is 1st Pittsburgh athlete to serve on board of directors from Leukemia Society . . . Opened sports-themed restaurant (Woodson's All-Star Grille) in fall of 1995 . . . Full name: Roderick Kevin Woodson.

WOODSON'S NFL RECORD

Regular Season

INTERCEPTIONS	No.	Yds.	Avg.	LG	TD
1987 Pittsburgh AFC	1	45	45.0	45t	1
1988 Pittsburgh AFC	4	98	24.5	29	0
1989 Pittsburgh AFC	3	39	13.0	39	0
1990 Pittsburgh AFC	5*	67	13.4	34	0
1991 Pittsburgh AFC	3	72	24.0	41	0
1992 Pittsburgh AFC	4	90	22.5	57	0
1993 Pittsburgh AFC	8*	138	17.3	63t	1
1994 Pittsburgh AFC	4	109	27.3	37t	2
1995 Pittsburgh AFC	0	0	0.0	0	0
NFL Totals- 9 years	32	658	20.6	63t	4

TACKLES	Solo	Asst.	Total	Sp.T.	Sacks	FF	FR
1987 Pittsburgh AFC	15	5	20	3	0	04	
1988 Pittsburgh AFC	78	10	88	1	0.5	1	0
1989 Pittsburgh AFC	67	13	80	0	0	4*	3
1990 Pittsburgh AFC	54	12	66	0	0	1	0
1991 Pittsburgh AFC	60	11	71	0	1	1	2
1992 Pittsburgh AFC	85*	15	100	0	6	4	1
1993 Pittsburgh AFC	79*	16	95	1	2	2	0
1994 Pittsburgh AFC	67	16	83	0	3.0	4	0
1995 Pittsburgh AFC	1	0	1	0	0	0	0
NFL Totals- 9 years	506	98	604	5	12.5	17	6

PUNT RETURNS	No.	FC	Yds.	Avg.	LG	TD
1987 Pittsburgh AFC	16	1	135	8.4	20	0
1988 Pittsburgh AFC	33	6	281	8.5	28	0
1989 Pittsburgh AFC	29	2	207	7.1	20	0
1990 Pittsburgh AFC	38	8	398	10.5	52t	1
1991 Pittsburgh AFC	28	12	320	11.4	40	0
1992 Pittsburgh AFC	32	13	364	11.4#	80t	1
1993 Pittsburgh AFC	41	11	338	8.2	39	0
1994 Pittsburgh AFC	39	9	319	8.2	42	0
1995 Pittsburgh AFC	0	0	0	0.0	0	0
NFL Totals- 9 years	256**	62	2,362**	9.2	80t	2

KICKOFF RETURNS	No.	Yds.	Avg.	LG	TD
1987 Pittsburgh AFC	13	290	22.3	36	0
1988 Pittsburgh AFC	37	850	23.0	92t	1
1989 Pittsburgh AFC	36	982**	27.3##	84t	1
1990 Pittsburgh AFC	35	764	21.8	49	0
1991 Pittsburgh AFC	44**	880	20.0	47	0
1992 Pittsburgh AFC	25	469	18.8	32	0
1993 Pittsburgh AFC	15	294	19.6	44	0
1994 Pittsburgh AFC	15	365	24.3	54	0
1995 Pittsburgh AFC	0	0	0.0	0	0
NFL Totals- 9 years	220	4,894	22.2	92t	2

RUSHING	Att.	Yds.	Avg.	LG	TD
1993 Pittsburgh AFC	1	0	0.0	0	0

Additional Statistics: 1 blocked FG 9-13-92 vs. N.Y. Jets; 1 blocked FG 9-5-93 vs. San Francisco.

Postseason

INTERCEPTIONS	No.	Yds.	Avg.	LG	TD
1994 Pittsburgh AFC	1	6	6.0	6	0
NFL Totals— 9 years	1	6	6.0	6	0

TACKLES	Solo	Asst.	Total	Sp.T.	Sacks	FF	FR
1989 Pittsburgh AFC	8	3	11	0	0	1	1
1992 Pittsburgh AFC	1	0	1	0	0	0	0
1993 Pittsburgh AFC	6	0	6	0	0	0	0
1994 Pittsburgh AFC	6	2	8	0	0	0	0
1995 Pittsburgh AFC	0	0	0	0	0	0	0
NFL Totals— 9 years	21	3	24	0	0	0	0

PUNT RETURNS	No.	FC	Yds.	Avg.	LG	TD
1989 Pittsburgh AFC	2	1	20	10.0	18	0
1992 Pittsburgh AFC	2	0	14	14.0	14	0
1993 Pittsburgh AFC	3	2	18	6.0	8	0
1994 Pittsburgh AFC	3	2	10	3.3	10	0
1995 Pittsburgh AFC	0	0	0	0	0	0
NFL Totals— 9 years	10	5	62	6.2	18	0

KICKOFF RETURNS	No.	Yds.	Avg.	LG	TD
1989 Pittsburgh AFC	6	107	17.8	21	0
1992 Pittsburgh AFC	0	0	0.0	0	0
1993 Pittsburgh AFC	3	66	22.0	42	0
1994 Pittsburgh AFC	1	2	2.0	2	0
1995 Pittsburgh AFC	0	0	0	0	0
NFL Totals— 9 years	10	175	17.5	42	0

WOODSON'S SINGLE GAME CAREER HIGHS

Regular Season

Interceptions— 2 (4 times, last time 10-17-93 vs. New Orleans)

Interception Return Yards— 73 (9-6-92 vs. Houston)

Longest Interception Return— 63t (10-17-93 vs. New Orleans)

TDs Interception Return— 1 (4 times, last time 12-4-94 at Cincinnati)

Sacks— 2 (12-13-92 vs. Chicago)

Punt Returns— 6 (10-10-93 vs. San Diego)

Longest Punt Return— 80t (10-25-92 vs. Kansas City)

TDs Punt Return— 1 (9-16-90 vs. Houston, 10-25-92 vs. Kansas City)

Kickoff Returns— 5 (nine times, last time 11-10-91 vs. Cincinnati)

Longest Kickoff Return— 92t (10-9-88 vs. Phoenix)

TDs Kickoff Return— 1 (10-9-88 vs. Phoenix, 11-19-89 vs. San Diego)

Postseason

Punt Returns— 3 (1-8-94 vs. Kansas City)

Longest Punt Return— 18 (12-31-89 vs. Houston)

Kickoff Returns— 4 (12-31-89 vs. Houston)

Longest Kickoff Return— 42 (1-8-94 vs. Kansas City)

*Team leader

##NFL leader

#AFC leader

**Team record

**STEELERS AT THREE RIVERS STADIUM
vs. NFL OPPONENTS (1970-1995)**

Steelers vs. AFC teams:	(Post-season)	Steelers vs. NFC teams:	
Buffalo Bills	7-2 * (2-1)	Arizona Cardinals	1-0
Cincinnati Bengals	18-8	Atlanta Falcons	4-0
Cleveland Browns	23-4 (1-0)	Chicago Bears	2-1
Denver Broncos	4-5 * (1-0)	Dallas Cowboys	3-1
Houston Oilers	20-7 * (2-0)	Detroit Lions	4-0
Indianapolis Colts	9-0 * (2-0)	Green Bay Packers	2-1
Jacksonville Jaguars	1-0	Los Angeles Rams	3-1
Kansas City Chiefs	7-4	Minnesota Vikings	2-3
Los Angeles Raiders	3-3 * (2-0)	New Orleans Saints	2-1
Miami Dolphins	5-3 * (1-1)	New York Giants	1-1
New England Patriots	8-3	Philadelphia Eagles	2-1
New York Jets	4-0	San Francisco 49ers	2-2
San Diego Chargers	10-1 * (0-1)	Tampa Bay Buccaneers	2-0
Seattle Seahawks	4-1	Washington Redskins	2-2
Total vs. AFC:	123-41 (11-3) (75%) (79%)	Total vs. NFC:	32-14 (70%)

*Includes regular season and postseason



JAMAIN STEPHENS – OT NORTH CAROLINA A&T
6-5, 315 1st Round (#29)
Born Jan. 9, 1974 in Lumberton, N.C.

Great physical specimen . . . Outstanding drive blocker with quick feet . . . Is first Aggie to be drafted in first round by any professional sport . . . Is only third offensive lineman selected by Pittsburgh in first round since 1970 (Leon Searcy, 1992; John Reinstra, 1986) . . . Played defensive tackle first two seasons in college . . . As senior started at RT and earned all-Mid-Eastern Athletic Conference 1st team honors . . . Registered 69 knockdown blocks as offense gained 4,128 yards . . . Had 90% grade, highest of season, versus Jacksonville State . . . Was 2nd-team all-MEAC selection as junior . . . Shifted to OT position from defensive line prior to season opener . . . Started every game and led A&T linemen with 97 knockdown blocks . . . Did not allow QB pressure or sack in final eight games . . . As sophomore, shared starting defensive tackle duties . . . Made four starts and recorded 15 tackles, including career-high five stops against Morgan State . . . Did not play as freshman . . . was fourth offensive lineman drafted . . . Criminal justice major . . . **PERSONAL:** Was two-way lineman at Lumberton . . . Has 405-bench press and 600-pound squat.



STEVE CONLEY – LB ARKANSAS
6-1 231 3rd Round (#11, 72)
Born Jan. 18, 1972 in Chicago, Ill.

Has speed and motor to be pass rusher . . . Attended Arkansas in 1991 to compete in track as long-jumper and triple-jumper . . . Wanted to play two sports, so he went out for basketball team . . . Left basketball and went out for football in spring of 1992 . . . Started as 185-pound wide receiver . . . Quit track to gain weight for football and ended career as defensive end in 4-3 defense . . . Explosive player has quickness to cover . . . Consensus first-team all-Southeastern Conference selection after making 14 sacks as senior . . . Missed 1995 opener with fractured left hand but still came back to lead conference in sacks . . . Also had 23 tackles for loss among his 80 stops . . . Started final 11 games at left defensive end . . . Best outing in 24-13 win over Southwestern Louisiana with 15 tackles (10 solo), three sacks and fumble recovery . . . Started nine games as junior . . . Recorded 42 tackles and seven sacks . . . Appeared in 10 games as reserve defensive end in sophomore year . . . Played 7 games as red-shirt freshman, but bothered by ankle injury . . . Majored in kinesiology with minor in communications . . . **PERSONAL:** All-Conference as wide receiver and defensive end for Luther South High in Chicago . . . 2-time state champion in long jump and triple jump . . . Brother Mike was an Olympic gold medalist in triple jump.



JON WITMAN – FB PENN STATE
6-2 242 3rd Round (#31, 92)
Born June 1, 1972 in Wrightsville, Pa.

Very tough hard-nosed, throwback-type, blue-collar fullback . . . Considered by many to be best blocking back in college . . . Ended career with 63 carries for 366 yards and 15 touchdowns . . . Averaged 5.8 yards per carry . . . As senior shared fullback duties with Brian Milne (4th-round by Indianapolis) . . . Finished 4th on team with 84 carries, 316 yards (3.8 avg.) and nine touchdowns . . . Missed Outback Bowl with pulled quadriceps muscle . . . Played 10 games and made seven starts as junior . . . Gained 241 yards and five touchdowns . . . Played every game as fullback in sophomore year, after switching from outside linebacker in spring . . . Was reserve outside linebacker as red-shirt freshman . . . Dropped out of Penn State in August 1991 for personal reasons and worked two jobs . . . Majored in health & human development . . . **PERSONAL:** All-State player of year as defensive end and running back at Eastern York (Pa.) High . . . Had 50 touchdowns during career . . . Played in Pennsylvania-Maryland "Big 33" game . . . Was Super Prep high-school all-American . . . Played both ways in high school but was recruited as a linebacker.

**EARL HOLMES – LB****FLORIDA A&M****6-1 238****4th Round (#31, 126)****Born Apr. 28, 1973 in Tallahassee, Fla.**

Very active and aggressive player was four-year regular . . . Starter over last two seasons . . . All-Mid-Eastern Athletic Conference linebacker the past three years . . . Won MEAC Defensive Player of the Year honors and Division I-AA all-America honors following senior season . . . Finished career with school-record 509 tackles (200 solo) and 6.5 sacks . . . As senior was consensus 1st-team all-American . . . Earned Sheridan Broadcasting Network Black College & Football Gazette Division I-AA Defensive Player of Year . . . Six-time MEAC Defensive Player of Week . . . Started all year at inside linebacker and led team with school-record 171 total tackles while setting single-season record with 103 solo stops . . . Set school record for tackles in game with 30 tackles (21 solo) versus Southern University . . . Also added fumble recovery and interception return . . . Made three interceptions versus Bethune-Cookman in season finale . . . As junior, earned second-team all-America by Associated Press . . . Three-time MEAC Defensive Player of Week . . . Added 111 tackles from LILB . . . Led conference with 132 from left outside linebacker as sophomore . . . Lined up at defensive end and weak-side LB as freshman . . . Recorded 95 stops . . . Majored in criminal justice . . .

PERSONAL: Attended Florida A&M High . . . Twice earned all-State and all-District honors . . . Lettered in football as DE and LB . . . Nicknamed "Hitman" . . . Did 225-pound bench 23 times at NFL workouts.

**JAHINE ARNOLD – WR****FRESNO STATE****6-2 187****4th Round (#37, 131)****Born June 19, 1973 in Rockville, CT.****(Pronounced JAH-Heen)**

Quick and fluid athlete . . . Rated one of the most improved football players in the country in 1995 by some draft publications . . . Has NFL tools and a lot of upside potential . . . Came to Fresno from De Anza Community College (Calif.), where he was track standout who played football . . . Ran track and played football after coming to Fresno in 1994 . . . Exploded in senior season . . .

Was Fresno's third wide receiver but was generally on field because of type of offense State used . . . Ranked 28th in nation and 5th in Western Athletic Conference in receiving (82.3 yards/game avg.) . . . Hauled in 54 passes for 987 yards, 5th best totals school history, 4 touchdowns . . . Added 657 yards on 31 kickoff returns (21.2 avg.) . . . Led team and ranked 3rd in WAC, with 137 all-purpose yards per game average . . . Career-high 221 yards on 9 grabs, 2 TDs (52, 63 yards) vs. S.D. State . . . Played 10 games as junior, but made only three receptions . . . Led JUCO athletes with 17 TD receptions in second JC season . . . Majored in history . . . **PERSONAL:** Attended Homestead (Cupertino, CA) High . . . Lettered once in football and twice in track.

**ISRAEL RAYBON – DE****NORTH ALABAMA****6-6 293****5th Round (#31, 163)****Born Feb. 5, 1973 in Huntsville, Alabama**

Four-year letterman started both defensive end and tackle positions during career . . . As senior started nine of 10 games at defensive tackle and had 37 stops, 13 tackles for loss and two sacks . . . Also blocked three kicks . . . Played in Blue-Gray game and Senior Bowl . . . Made switch inside to tackle slot as junior and earned all-America honors from Football Gazette, was first-team all-Gulf South Conference . . . Made 64 tackles and five sacks in 14 games including play-offs . . . Reserve defensive end as sophomore . . . Blocked and recovered punt in Division II Championship game versus Indiana University of Pennsylvania that led to TD . . . North Alabama won 41-34 and captured national championship (1994) . . . Replaced an injured starter at defensive end as a freshman in 1992 . . . Made 43 stops and caused four fumbles . . . Criminal Justice and Physical Education major . . . **PERSONAL:** Attended Lee High School . . . Played TE, DE and OLB . . . Earned all-America honors as senior . . . Was also all-City selection in basketball. Full name is Israel Deshon Raybon.



ORPHEUS ROYE – DE **FLORIDA STATE**
6-3 295 6th Round (#33, 200)
Born Jan. 21, 1974 in Miami, Florida
(Pronounced OR-fee-us Roy)

Has size, speed and strength to make immediate contributions . . . Was slowed by ankle and rib injuries for most of the senior season, but did come on toward the end of year to finish with 45 tackles and two sacks . . . Lined up at defensive tackle . . . Played every game and started final six contests as junior at DT . . . Record 35 tackles . . . Collected season-high nine tackles in 41-10 win over Georgia Tech . . . Rejoined team

after originally signing with Seminoles in 1992 . . . Attended Jones Community College (Ellisville, Miss.) . . . Named JC all-America after making 76 tackles and 12 sacks . . . Also added all-Region and all-State honors . . . Played eight games as freshman and made 46 stops . . . Criminal Justice major . . . **PERSONAL:** All-Conference and all-County selection for Miami Springs High.



SPENCE FISHER – QB **DUKE**
6-4 220 6th Round (#36, 203)
Born Nov. 30, 1972 in Atlanta, Georgia

Confident, poised, tough and competitive . . . Ended career second all-time in career passing yardage with 9,021 yards . . . His 48 career touchdown passes ties second on school's all-time list . . . Started every game senior season and completed 256 of 438 passes (58%) for 2,668 yards and 12 touchdowns . . . Season-high 360 yards (35 of 56 passes) and three TDs versus Virginia . . . Also completed 31 of 46 passes for 347 yards versus North Carolina State . . . As

junior, completed 204 of 346 passes (59%) for 2,285 yards and 16 scores . . . Had stretch of 141 passes without an interception . . . Also punted three times for 53.3 yard-average . . . Started all but two games as sophomore year and added 2,563 yards and 12 touchdowns . . . Completed 213 of 388 passes (55%) . . . Best game of 357 yards and three touchdowns versus Army . . . Also had career-long 52-yard punt versus North Carolina . . . Red-shirt in 1991 . . . Started six games at quarterback in 1992 after Dave Brown left early for the NFL's supplemental draft . . . Completed 113-of-197 passes for 1,505 yards with eight touchdowns and 10 interceptions . . . Twice lettered as pitcher for Blue Devils baseball team in 1991 and 1992 . . . History major . . . **PERSONAL:** All-City and all-State at Quarterback both as junior and senior while at Lovett School (Atlanta) . . . Lettered three times in football, four times in baseball, and twice in basketball . . . Set school records for innings pitched, games won, and strikeouts . . . Won National Honor Society Award.



CARLOS EMMONS – LB **ARKANSAS STATE**
6-4 240 7th Round (#33, 242)
Born Sept. 3, 1973 in Greenwood, MS.
(Pronounced EM-mins)

Tenacious and aggressive player . . . Red-shirt freshman became four-year starter . . . Earned second-team all-Big West Conference honors and was second leading tackler as senior in 1995 . . . Made 63 tackles (39 solo) 10 TFLs, 4 sacks . . . As junior, started nine of 10 games played and led team with career-high 72 solo stops . . . Selected honorable mention all-Big West in sophomore season with 65 tackles and 6 sacks

in full season as starter . . . Started nine of 11 and finished second on the team with 79 tackles as freshman . . . Graduated with degree in Business Management . . . **PERSONAL:** Attended Greenwood (MS) High . . . Selected all-Area and all-District at LB . . . Led teams to state playoffs three consecutive seasons, state runner-up in sophomore year, quarter finals junior and senior seasons.

BILL COWHER AND TOM DONAHOE DRAFT PICKS WHO REMAIN ON ROSTER

1992 – C Kendall Gammon, LB Levon Kirkland, FS Darren Perry, NT Joel Steed; **1993** – LB Chad Brown, CB Deon Figures, WR Andre Hastings, DE Kevin Henry, CB Willie Williams; **1994** – S Myron Bell, DE Brentson Buckner, LB Jason Gildon, WR Charles Johnson, RB Bam Morris; **1995** – TE Mark Bruener, DT Oliver Gibson, LB Donta Jones, G Brenden Stai, QB Kordell Stewart.

STEELERS FIRST-YEAR PLAYERS

GREG BLACK **OG** **6-4** **306** **NORTH CAROLINA**

PRO: Attended Steelers' 1995 training camp as DT . . . Released Aug. 22 and signed to practice squad Aug. 29 . . . Waived from practice squad Dec. 18 . . . Moved to offensive line . . . Assigned to London Monarchs for 1996 World League season . . . Returns to Steelers as offensive lineman . . . Entered NFL after junior year . . . **COLLEGE:** A starter for all 11 games at DT junior season, recorded 37 tackles (21 solo), 1 QB pressure, 4-17 TFL, and 1 sack . . . Career marks include 112 tackles (57 solo), 11 QB pressures, 7-43 TFL and 3-34 sacks . . . Career-high 6 solo stops vs. Virginia last season . . . Majoring in communication studies . . . **PERSONAL:** Single . . . Attended Hunter Huss High, saw action as 2-way lineman . . . As senior, named all-conference and team's MVP with 69 tackles and 6 sacks . . . 2-time all-conference wrestler was unbeaten senior year (27-0), state heavyweight champion . . . Born Sept. 14, 1973 in Gastonia, N.C. . . . Full name: Gregory Mark Black.

LAMONTE COLEMAN **FB** **5-10** **227** **SLIPPERY ROCK**

PRO: Signed with Steelers April 27, 1995 and attended training camp . . . Released Aug. 15 and re-signed practice squad Sept. 27 . . . Waived from practice squad one month later (10/24) . . . Rejoined practice squad Dec. 18 as team experience several injuries to runner . . . Attended World League training camp but injury sent him home . . . **COLLEGE:** Finished career as all-time record holder in 7 categories including rushing, TDs and points scored . . . All-time records for career rushing with 3,166 yards, single-game rushing yards (306 in 1993), yards in season (1,601 in 1994), career TDs scored (38), career points scored (228), TDs in single season (21, 1994) and single-season points (126, 1994) . . . 2-time all-Pennsylvania State Athletic Conference and all-America Div. II selection . . . Named offensive MVP 1993 and co-MVP in 1994 . . . Majored in history . . . **PERSONAL:** Single . . . Pittsburgh native, attended Peabody High . . . Born June 24, 1971 in Pittsburgh, Pa.

SHAYNE EDGE **P** **5-11** **174** **FLORIDA**

PRO: Signed by Steelers March 8, 1996 . . . Assigned to Barcelona Dragons of World League for 1996 season . . . Ranked 3rd in World League with 40.1 average . . . Made 40 punts for 1,646 yards, with a long of 52 and a 33.2 net . . . Signed with Tampa Bay in 1995 but was released during training camp . . . **COLLEGE:** Strong legged punter has career punting average of 42.5 yard to rank third among Florida all-time punters . . . Career-long 76-yard punt placed is second longest in school history . . . Made 182 career punts . . . Four-time letterman . . . Named All-Second Team, Honorable Mention all-America by Football News 1993 . . . **PERSONAL:** Rated one of the nations top punters coming out of high school . . . Averaged 41.6 yards while in high school . . . National High School Recruiting Service named him one of the two best punters in the south . . . Majored in Recreation . . . Born Aug. 21, 1971 in Lake City, South Carolina . . . Full name: Randall Shayne Edge.

JOHN FARQUHAR **TE** **6-6** **240** **DUKE**

PRO: Joined the Denver Broncos as a free agent in 1995, released before training camp . . . Signed with Pittsburgh Feb. 29 . . . **COLLEGE:** 4-year letter-winner . . . 1992 medical red-shirt (herniated disk in neck) . . . Played in 40 games with 14 starts . . . Caught 62 career passes for 795 yards, 3 TDs . . . Psychology major . . . **PERSONAL:** Attended Menlo (CA) High . . . Named team MVP as starting TE and LB Senior year . . . Recorded 29 catches for 600 yards, 8 TDs . . . Born March 22, 1972 in Stanford, CA, (Pronounced Far-Qwar).

CHRIS GEORGE **WR** **5-11** **190** **GLENVILLE STATE**

PRO: Signed with Steelers Feb. 26, 1996 . . . In 1995 was invited to a tryout with the Philadelphia Eagles . . . Spent time with the Edmonton Eskimos practice squad in 1995 . . . **COLLEGE:** Career receiving stats 430 receptions for 6,177 yards and 52 touchdowns . . . Career punt returns, 65 returns for 700 yards; 1 touchdown . . . Kick returns 68 for 1,548 yards and 1 touchdown . . . Total all-purpose yards 8,541 and 55 touchdowns . . . Career awards 1993 and 1994 first team selection all-American, NAIA all-American, Kodak all-American, Small College all-American and Dr. C. M. Frank all-American . . . 1992-94 1st team all-Conference . . . Majored in criminal justice and education . . . **PERSONAL:** Born Nov. 23, 1968 in Clarksburg, West Virginia . . . Full Name: Christopher Arron George.

STEELERS FIRST-YEAR PLAYERS

EMERSON MARTIN G 6-3 302 **HAMPTON**

PRO: Signed by the Steelers February 20, 1996, spent time on Kansas City Chiefs practice squad 5/4/94 - 8/28/94 . . . Re-signed by Kansas City (9-7-94) . . . Joined the Carolina Panthers (9-21-95) . . . Signed by the Steelers 10-10-95 for the remainder of the year . . . Resigned 2/20/96

COLLEGE: 3 year starter at Hampton University . . . All-CIAA honors after both junior and senior years . . . Named to Kodak all-American Team, also voted NCAA Division II Lineman of the Year . . . All-Conference selection and team most outstanding offensive lineman as a junior . . . Played 1 season at Catawba College, before transferring to Hampton University

PERSONAL: Multi-purpose player in high school playing both defensive tackle and offensive end . . . Competed in track and field . . . Attended East Bladen High School . . . Mathematics major while at Hampton University . . . Born May 6, 1970 in Elizabethtown, North Carolina . . . Full name: Emerson Floyd Martin.

A.J. OFADILE TE 6-7 260 **MISSOURI**

PRO: Entered the NFL as the 5th-round draft choice of Buffalo Bills . . . Placed on unable to perform list (8/23/94) with knee injury, missed season . . . Released during Bills' 1995 training camp . . . Signed to Steelers' practice squad (8/29/95)

COLLEGE: Earned all-American and all-Big Eight honors . . . Caught 73 career passes for 851 yards, 6 TDs . . . Set Big Eight high in 1993 as the only receiver to catch 10 passes in game . . . As junior, broke NFL Hall of Famer Kellen Winslow's school mark for most receptions by TE in game (6) with 7 grabs vs. Nebraska . . . **PERSONAL:** Married (Krystal) . . . Attended Cass Tech (Detroit, MI) High . . . Selected all-Metro and all-State team as quarterback in senior season . . . Also offensive MVP . . . Named defensive MVP in junior year . . . 3-year letter-winner in basketball . . . Born October 10, 1973 in Detroit, MI, (Pronounced O-fah-D-lay).

PATRICK SCOTT LB 6-4 230 **SOUTH CAROLINA STATE**

PRO: Signed as free agent to Carolina Panthers in 1995 . . . Placed on physically unable to perform list, released before season . . . Assigned to Frankfurt Galaxy of World League for 1996 season . . . Injured and did not play . . . Attended Steelers' 1994 training camp as free agent, member of 1994 practice squad

COLLEGE: Completed career with 63 tackles, 3 TFL, 5 sacks . . . As senior made 4 sacks and 31 tackles . . . Named team's most improved player as junior after getting 26 tackles, 1 sack, 1 FR . . . Played for basketball team last 2 years, leading squad with 29 blocked shots in 1992-93 season

PERSONAL: Attended Hillsdale High . . . Lettered in football and basketball . . . Born June 4, 1971 in Durham, NC.

JOE WOOD K 6-1 220 **AIR FORCE**

PRO: Entered the NFL as a 12th-round (332nd) draft choice of Houston Oilers in 1992 . . . Released during training camp . . . Signed to Green Bay Packers' practice squad in 1995, released during season . . . **COLLEGE:** Converted 39/49 career FGs (80%) and 104/108 PATs for 221 points . . . TE for JV team, moved to K sophomore season . . . Senior year, made 17 of 22 FGs (77.3%) and hit 37 of 38 PATs for 88 points . . . Made career-long 58-yard FG vs. Notre Dame . . . Named WAC Special Teams Player of Week by hitting field goals of 19, 42, 43, and 47 yards vs. Army . . . Made 12 of 14 FGs (85.7%) and 19 of 20 PATs for 55 points as junior . . .

PERSONAL: Graduated from Air Force Academy in '92, served as 1st lieutenant in maintenance division on active duty, presently serves in Air Force Reserves . . . Attended Capistrano Valley (CA) High . . . Played both TE and LB . . . Lettered in football, soccer and volleyball . . . Born December 29, 1968 in Newport Beach, CA.

ROOKIE OF THE YEAR

The "Joe Greene Great Performance Award," is presented each year to the Steelers' outstanding rookie. The award is sponsored by PNC Bank and the honoree is selected by the Pittsburgh chapter of the Pro Football Writers of America.

1984	WR	Louis Lipps	1990	TE	Eric Green
1985	P	Harry Newsome	1991	TE	Adrian Cooper
1986	LB	Anthony Henton	1992	FS	Darren Perry
1987	CB	Delton Hall	1993	LB	Chad Brown
1988	RB	Warren Williams	1994	RB	Bam Morris
1989	SS	Carnell Lake	1995	QB	Kordell Stewart

STEELERS FREE-AGENT ROOKIES

RICKY BELL CB 5-10 186 NORTH CAROLINA ST.

A three-year starter, with versatility to play any position in secondary . . . 1st Team all-Atlantic Coast Conference . . . Started every game at cornerback . . . Among top 5 defensive players on team in tackles with 61 stops (47 solos) . . . Started at weakside cornerback . . . As junior, finished sixth on team with 62 tackles . . . Best game with 13 solo tackles with 3 solo stops on special teams vs. Maryland . . . Played all 11 games as sophomore . . . Earned Sporting News all-freshman team . . . Made team high 11 tackles in Hall of Fame Bowl versus Michigan . . . Was red-shirt freshman . . . Majored in social studies . . . **PERSONAL:** Attended EAU Claire (Columbia, South Carolina) High . . . All-State, all-Conference, all-Region, and all-Selection Football . . . Played in South Carolina - North Carolina all-State Game . . . Also, earned 3 letters in basketball . . . Born October 2, 1994 in Columbia, SC.

LORENZO GREEN DT 6-1 285 OKLAHOMA STATE

Redshirted Freshman became 3-year starter at DE and DT . . . Finished career with 33 starts in 38 games Made 187 tackles (121 solo) and 8 sacks . . . Recorded 82 tackles (52 solo), 3 sacks and 9 tackles for losses in senior season . . . Played DT junior year, made 55 tackles, 38 solo, 4 sacks and 4 stops for losses . . . **PERSONAL:** Attended Miami Springs (FL) High . . . Selected all-State, all-City and all-Conference following senior season with 105 tackles . . . Also lettered in basketball and track . . . Born January 8, 1973 in Miami Beach, FL.

CHRIS JONES WR 6-1 210 MISSISSIPPI STATE

Completed career ranked 7th all-time with 19.3 yards per catch average . . . Finished career with 62 catches for 1,199 yards and 5 TDs . . . 3-year starter, played in 43 games with 29 starts . . . Caught 23 passes for 400 yards (17.7 avg.), 1 TD (81-yard TD, 3rd longest school history) . . . Tied for 2nd Junior season with 15 grabs for 258 yards (17.2 avg.), 2 TDs . . . Named all-American 3rd-team choice by the Poor Man's Guide to NFL Draft . . . **PERSONAL:** Attended Tupelo (MISS.) High . . . As senior, caught 40 passes for 785 yards (19.6 avg.), 5 TDs . . . Named all-State second-team . . . Played in Mississippi high school all-Star game . . . Born June 3, 1972 in Tupelo, MS.

CORNELL PARKER CB 5-11 192 SOUTHERN METHODIST

3-year starter, was coached and recruited by Steelers DB coach Tim Lewis . . . 2-time all-Southwest Conference 1st-team choice and 1-time honorable mention selection . . . Ranked 11th on school's all-time list with 10 career interceptions . . . Totaled 44 games with 35 starts, 213 tackles, 155 solo, 4 FRs and 5 FFs . . . Ranked 3rd in conference with 25 kickoff returns for 571 yards (27.8 avg.) in senior year . . . Against Texas earned SWC Player of Week Honors with 11 tackles, 7 solo, and 3 thefts, . . . Named team co-defensive most valuable player of year following junior season with 59 tackles (48 solo) and 5 interceptions . . . Awarded Jim Bradley Award as team's most valuable freshman . . . **PERSONAL:** Attended Maret (Washington, D.C.) High . . . 2-time Player of Year for Tri-State Conference . . . Gained 3,521 yards rushing, 47 scores and 18 ints. for career . . . Born February 2, 1973 in Washington, D.C..

LEWIS TYREE OL 6-5 274 FLORIDA STATE

Solid player on the offensive line . . . Four year starter . . . 1st- team all-Atlantic Coast Conference . . . Failed to relinquish a pressure or sack during senior season . . . 1st-team all-ACC as junior . . . Started every game and was on the field for more plays than any other lineman during the championship season . . . Top grade of 97 percent versus Maryland . . . All- America pick by Football News as sophomore . . . Red-shirt freshman . . . Political Science major . . . **PERSONAL:** Attended Appling County High (Surrency, Georgia) . . . Played in North - South Georgia all-star game. Number two player in the state as named by the Atlanta Constitution . . . Born December 8, 1972.

STEELERS IN THE PRO BOWL

1951	1966	RB Franco Harris (8)
HB Joe Geri (1)	E Gary Ballman (2)	LB Jack Lambert (5)
LB Jerry Shipkey (1)	1967	S Donnie Shell (2)
C Bill Walsh (1)	K Mike Clark (1)	WR John Stallworth (1)
1952	DB Brady Keys (1)	C Mike Webster (2)
HB Joe Geri (2)	DE Ben McGee (1)	1981
G George Hughes (1)	1968	LB Jack Ham (8)
LB Jerry Shipkey (2)	DB Marv Woodson (1)	RB Franco Harris (9)
C Bill Walsh (2)	1969	LB Jack Lambert (6)
1953	HB Dick Hoak (1)	S Donnie Shell (3)
HB Lynn Chandnois (1)	E Roy Jefferson (1)	C Mike Webster (3)
QB Jim Finks (1)	DE Ben McGee (2)	1982
HB Ray Mathews (1)	LB Andy Russell (1)	CB Mel Blount (5)
DE Bill McPeak (1)	1970	LB Jack Lambert (7)
E Elbie Nickel (1)	DT Joe Greene (1)	S Donnie Shell (4)
LB Jerry Shipkey (3)	E Roy Jefferson (2)	C Mike Webster (4)
DT Ernie Stautner (1)	P Bob Walden (1)	1983
1954	1971	OT Larry Brown (1)
HB Lynn Chandnois (2)	DT Joe Greene (2)	LB Jack Lambert (8)
MG Dale Dodril (1)	LB Andy Russell (2)	S Donnie Shell (5)
G George Hughes (2)	1972	WR John Stallworth (2)
DE Bill McPeak (2)	DT Joe Greene (3)	C Mike Webster (5)
HB Ray Mathews (2)	LB Andy Russell (3)	1984
E Elbie Nickel (2)	1973	PK Gary Anderson (1)
DT Ernie Stautner (2)	LB Henry Davis (1)	LB Jack Lambert (9)
1955	PK Roy Gerela (1)	C Mike Webster (6)
MG Dale Dodril (2)	DT Joe Greene (4)	1985
HB John Lattner (1)	RB Franco Harris (1)	LB Robin Cole (1)
1956	LB Andy Russell (4)	WR Louis Lipps (1)
DB Jack Butler (1)	DE Dwight White (1)	LB Mike Merriweather (1)
MG Dale Dodril (3)	1974	WR John Stallworth (3)
HB Ray Mathews (3)	DT Joe Greene (5)	C Mike Webster (7)
DT Ernie Stautner (3)	DE L.C. Greenwood (1)	1986
T Frank Varrichione (1)	LB Jack Ham (1)	PK Gary Anderson (2)
1957	RB Franco Harris (2)	WR Louis Lipps (2)
DB Jack Butler (2)	LB Andy Russell (5)	LB Mike Merriweather (2)
DE Bill McPeak (3)	WR Ron Shanklin (1)	C Mike Webster (8)
E Elbie Nickel (3)	G Bruce Van Dyke (1)	1987
FB Fran Rogel (1)	DE Dwight White (2)	LB Mike Merriweather (3)
DT Ernie Stautner (4)	1975	RB Earnest Jackson (2)
T Frank Varrichione (2)	PK Roy Gerela (2)	1988
1958	DT Joe Greene (6)	C Mike Webster (9)
DB Jack Butler (3)	DE L.C. Greenwood (2)	1989
MG Dale Dodril (4)	LB Jack Ham (2)	OT Tunch Ilkin (1)
E Jack McClairn (1)	RB Franco Harris (3)	1990
QB Earl Morrall (1)	LB Andy Russell (6)	OT Tunch Ilkin (2)
DT Ernie Stautner (5)	1976	KR Rod Woodson (1)
T Frank Varrichione (3)	CB Mel Blount (1)	1991
1959	QB Terry Bradshaw (1)	LB David Little (1)
DB Jack Butler (4)	S Glen Edwards (1)	CB Rod Woodson (2)
DT Ernie Stautner (6)	DT Joe Greene (7)	1992
HB Tom Tracy (1)	DE L.C. Greenwood (3)	LB Greg Lloyd (1)
T Frank Varrichione (4)	LB Jack Ham (3)	CB Rod Woodson (3)
1960	RB Franco Harris (4)	1993
DB Dean Derby (1)	LB Jack Lambert (1)	C Dermontti Dawson (1)
QB Bobby Layne (1)	LB Andy Russell (7)	RB Barry Foster (1)
G John Nisby (1)	WR Lynn Swann (1)	G Carlton Hasegiri (1)
E Jimmy Orr (1)	S Mike Wagner (1)	LB Greg Lloyd (2)
LB John Reger (1)	1977	QB Neil O'Donnell (1)
DT Ernie Stautner (7)	CB Mel Blount (2)	CB Rod Woodson (4)
1961	S Glen Edwards (2)	1994
LB John Reger (2)	DT Joe Greene (8)	PK Gary Anderson (3)
G Mike Sandusky (1)	DE L.C. Greenwood (4)	C Dermontti Dawson (2)
DT Ernie Stautner (8)	LB Jack Ham (4)	RB Barry Foster (2)*
HB Tom Tracy (2)	RB Franco Harris (5)	TE Eric Green (1)
T Frank Varrichione (5)	LB Jack Lambert (2)	LB Greg Lloyd (3)
1962	CB J.T. Thomas (1)	CB Rod Woodson (5)
E Buddy Dial (1)	S Mike Wagner (2)	1995
G John Nisby (2)	1978	C Dermontti Dawson (3)
LB Myron Pottios (1)	LB Jack Ham (5)	LB Kevin Greene (2)
LB John Reger (3)	RB Franco Harris (6)	S Carnell Lake (1)
DT Ernie Stautner (9)	LB Jack Lambert (3)	LB Greg Lloyd (4)
1963	WR Lynn Swann (2)	G Duval Love (1)
TE Preston Carpenter (1)	1979	CB Rod Woodson (6)
FB John Henry Johnson (1)	CB Mel Blount (3)	1996
DT Gene Lipscomb (1)	QB Terry Bradshaw (2)	C Dermontti Dawson (4)
DE Lou Michaels (1)	DT Joe Greene (9)	LB Kevin Greene (3)
C Buzz Nutter (1)	DE L.C. Greenwood (5)	S Carnell Lake (2)
1964	LB Jack Ham (6)	LB Greg Lloyd (5)
T Charley Bradshaw (1)	RB Franco Harris (7)	WR Yancey Thigpen (1)
FB John Henry Johnson (2)	LB Jack Lambert (4)	
DT Joe Krupa (1)	S Donnie Shell (1)	
DT Lou Michaels (2)	WR Lynn Swann (3)	
LB Myron Pottios (2)	C Mike Webster (1)	
DB Clendon Thomas (1)	1980	
1965	CB Mel Blount (4)	
E Gary Ballman (1)	QB Terry Bradshaw (3)	
T Charley Bradshaw (2)	DT Joe Greene (10)	
FB John Henry Johnson (3)	DE L.C. Greenwood (6)	
LB Myron Pottios (3)	LB Jack Ham (7)	

*Injured — did not play

STEELERS 1996 TRAINING CAMP ROSTER

No.	Name	Pos.	Ht.	Wt.	Birthdate	NFL Exp.	College	Hometown	How Acquired	'95 Games/ Starts
8	Arnold, Jahine	WR	6-0	187	6/19/73	R	Fresno State	Cupertino CA	D4b-'96	—
43	Avery, Steve	FB	6-2	243	8/18/66	3	Northern Mich.	Oconomowoc WI	FA-'93	11-3-0-5
80	Barnes, Johnnie	WR	6-2	191	7/21/68	5	Hampton	Suffolk	FA-'95	3-0-0-5
40	Bell, Myron	S	5-11	203	9/15/71	3	Michigan State	Toledo OH	D5a-'94	16-9-0-0
45	Bell, Ricky	DB	5-10	186	10/2/74	R	North Carolina State	Columbia SC	FA-'96	—
36	Bettis, Jerome	RB	5-11	243	2/16/72	4	Notre Dame	Detroit MI	T(Rams)-'96	15-13-0-1
61	Black, Greg	OL	6-4	306	9/14/73	1	North Carolina	Gastonia NC	FA-'96	—
94	Brown, Chad	LB	6-2	240	7/12/70	4	Colorado	Altadena CA	D2-'93	10-10-0-6
87	Bruener, Mark	TE	6-4	258	9/16/72	2	Washington	Aberdeen WA	D1-'95	16-12-0-0
96	Buckner, Brentson	DE	6-2	305	9/30/71	3	Clemson	Columbus GA	D2-'94	16-16-0-0
43	Coleman, LaMonte	FB	5-10	235	6/24/71	1	Slippery Rock	Pittsburgh PA	FA-'96	—
53	Conley, Steven	LB	6-5	245	1/18/72	R	Arkansas	Chicago IL	D3a-'96	—
72	Dafney, Bernard	OL	6-5	335	11/1/68	5	Tennessee	Los Angeles CA	FA-'96	11-8-0-0
63	Dawson, Dermonti	C	6-2	288	6/17/65	9	Kentucky	Lexington KY	D2-'88	16-16-0-0
6	Edge, Shayne	P	5-11	180	8/21/71	1	Florida	Lake City FL	FA-'96	—
51	Emmons, Carlos	LB	6-5	246	9/3/73	R	Arkansas State	Greenwood MS	D7-'96	—
46	Farquhar, John	TE	6-6	278	3/22/72	1	Duke	Stanford CA	FA-'96	—
78	Faumui, Taase	DL	6-4	284	3/19/71	3	Hawaii	Honolulu HI	D4-'94	—
21	Figures, Deon	CB/PR	6-0	196	1/10/70	4	Colorado	Compton CA	D1-'93	3-0-1-12
11	Fischer, Spence	QB	6-4	220	11/30/72	R	Duke	Atlanta GA	D6b-'96	14-1-0-2
41	Flowers, Lethon	DB	6-0	213	1/14/73	2	Georgia Tech	Spring Valley NC	D5a-'95	9-0-0-7
29	Fuller, Randy	DB	5-10	185	6/2/70	3	Tennessee State	Columbus GA	FA-'95	13-0-0-1
60	Gammon, Kendall	C	6-4	288	10/23/68	5	Pittsburg State	Wichita KS	D11-'92	16-0-0-0
15	George, Chris	WR	5-11	190	11/27/71	1	Glenville State	Clarksburg WV	FA-'96	—
98	Gibson, Oliver	DL	6-3	298	3/15/72	2	Notre Dame	Romeoville IL	D4a-'95	12-0-0-4

92	Gildon, Jason	LB	6-3	245	7/31/72	3	Oklahoma State	Altus OK	D3a-'94	16-0-0-0
64	Green, Lorenzo	DL	6-2	284	1/8/73	R	Oklahoma State	Miami Springs FL	FA-'96	—
84	Greene, Tracy	TE	6-5	280	11/5/72	3	Grambling	Grambling LA	Trade(KC)-'95	16-0-0-0
88	Hastings, Andre	WR	6-1	190	11/7/70	4	Georgia	Atlanta GA	D3-'93	16-0-0-0
85	Hayes, Jonathan	TE	6-5	248	8/11/62	12	Iowa	Oxford AL	FA-'94	16-7-0-0
76	Henry, Kevin	DE	6-4	282	10/23/68	4	Mississippi St.	Mound Bayou MS	D4-'93	14-6-1-1
83	Holliday, Corey	WR	6-2	208	1/31/71	2	North Carolina	Richmond VA	FA-'95	3-0-0-2
50	Holmes, Earl	LB	6-2	246	4/28/73	R	Florida A&M	Tallahassee FL	D4a-'96	—
65	Jackson, John	OT	6-6	297	1/4/65	9	Eastern Kentucky	Cincinnati OH	D10-'88	11-9-0-5
90	Johnson, Bill	DL	6-4	311	12/9/68	5	Michigan State	Chicago IL	FA-'95	9-0-0-0
81	Johnson, Charles	WR	6-0	193	1/3/72	3	Colorado	San Bernardino	D1-'94	15-10
9	Johnson, Norm	K	6-2	202	5/31/60	15	UCLA	Garden Grove CA	UFA(Atl)-'95	16-0-0-0
19	Jones, Chris	WR	6-3	218	6/3/72	R	Mississippi State	Tupelo MS	FA-'96	—
54	Jones, Donta	LB	6-2	226	8/27/72	2	Nebraska	Pomfret MD	D4b-'95	16-0-0-0
99	Kirkland, Levon	LB	6-1	264	2/17/69	5	Clemson	Lamar SC	D2-'92	16-16-0-0
37	Lake, Carnell	SS	6-1	210	7/15/67	8	UCLA	Inglewood CA	D2-'89	16-16-0-0
34	Lester, Tim	FB	5-10	233	6/15/68	5	Eastern Kentucky	MIAMI FL	FA-'95	6-1-0-5
95	Lloyd, Greg	LB	6-2	228	5/26/65	10	Ft. Valley State	Ft. Valley GA	D6b-'87	16-16-0-0
74	Martin, Emerson	G	6-3	316	5/6/70	1	Hampton	Elizabeth NC	FA-'96	—
28	Mays, Alvoid	CB	5-9	180	7/10/66	7	West Virginia	Bradenton FL	UFA(Wash)-'95	13-6-0-3
86	Mays, Damon	WR	5-9	170	5/20/68	4	Missouri	Phoenix AZ	FA-'95	IR
25	McAfee, Fred	RB	5-10	193	6/20/68	6	Mississippi College	Philadelphia MS	FA-'94	16-1-0-0
49	Miles, Barron	DB	5-8	179	1/1/72	2	Nebraska	Roselle NJ	D6-'95	IR
16	Miller, Jim	QB	6-2	216	2/9/71	3	Michigan State	Waterford MI	D6a-'94	3-0-2-11
89	Mills, Ernie	WR	5-11	192	10/28/68	6	Florida	Dunnellon FL	D3-'91	16-6-0-0
62	Myslinski, Tom	OL	6-3	287	12/7/68	4	Tennessee	Rome NY	FA-'96	9-9-7-0
48	Ofofiele, A.J.	TE	6-6	249	10/9/73	1	Missouri	Detroit MI	FA-'96	—
24	Oldham, Chris	CB	5-9	193	10/26/68	6	Oregon	Sacramento CA	UFA(Ariz)-'95	15-0-0-1
55	Oisavsky, Jerry	LB	6-1	224	3/29/67	8	Pittsburgh	Youngstown OH	FA-'94	15-5-0-1
44	Parker, Cornell	DB	5-11	195	2/17/73	R	Southern Methodist	Washington DC	FA-'96	—
79	Parrish, James	OL	6-5	325	5/19/68	3	Temple	Jessup MD	FA-'95	16-1-0-0
20	Pegram, Eric	RB	5-10	195	1/7/69	6	North Texas St.	Dallas TX	UFA(Atl)-'95	15-11-0-1

39	Perry, Darren	FS	5-11	196	12/29/68	5	Penn State	Deep Creek VA	D8a-'92	16-16-0-0
57	Ravotti, Eric	LB	6-2	246	3/16/71	3	Penn State	Freeport PA	D6b-'94	6-0-1-9
91	Raybon, Israel	DE	6-6	293	2/5/73	R	North Alabama	Lee AL	D5-'96	—
71	Roye, Orpheus	DE	6-4	290	1/21/74	R	Florida State	Miami Springs FL	D6a-'96	—
56	Scott, Patrick	LB	6-4	229	6/4/71	1	South Carolina State	Durham NC	FA-'96	—
97	Seals, Ray	DE	6-3	306	6/17/65	9	none	Syracuse NY	UFA(TB)-'94	16-16-0-0
68	Stai, Brenden	G	6-4	307	3/30/72	2	Nebraska	Anaheim CA	D3-'95	16-9-0-0
3	Stark, Rohn	P	6-3	203	5/4/59	15	Florida State	Minneapolis MN	UFA(Ind)-'95	16-0-0-0
93	Steed, Joel	NT	6-2	300	2/17/69	5	Colorado	Denver CO	D3-'92	12-11-0-0
67	Stephens, Jamain	OT	6-6	330	1/9/74	R	North Carolina A&T	Lumberton NC	D1-'96	—
10	Stewart, Kordell	QB/WR	6-1	212	10/16/72	2	Colorado	Marrero LA	D2-'95	10-2-1-5
73	Strzelczyk, Justin	G/OT	6-6	302	8/18/68	7	Maine	Seneca NY	D11-'90	16-14-0-0
82	Thigpen, Yancey	WR	6-1	202	8/15/69	5	Winston-Salem State	Tarboro NC	FA-'92	16-16-0-0
18	Tomczak, Mike	QB	6-1	201	10/23/62	12	Ohio State	Calumet City IL	UFA(Clev)-'93	7-4-9-0
64	Tyre, Lewis	OL	6-4	292	12/8/72	R	Florida State	Surrency GA	FA-'96	—
22	Vaughn, Jon	RB	5-10	226	3/12/70	6	Michigan	Florissant MO	FA-'96	—
27	Williams, Willie	CB	5-9	180	12/26/70	4	Western Carolina	Columbia SC	D6-'93	16-15-0-0
38	Witman, Jon	FB	6-1	240	6/1/72	R	Penn State	Wrightsville PA	D3b-'96	—
77	Wolford, Will	G-T	6-5	300	5/18/64	12	Vanderbilt	Louisville KY	UFA(Ind)-'96	16-16-0-0
2	Wood, Joseph	K	6-2	220	12/29/68	1	Air Force Academy	Capistrano CA	FA-'96	—
26	Woodson, Rod	CB/KR	6-0	200	3/10/65	10	Purdue	Fort Wayne IN	D1-'87	1-1-0-15

STEELERS 1996 TRAINING CAMP DEPTH CHART

WR	82 Thigpen	LT	65 Jackson	LG	77 Wolford	C	63 Dawson	RG	68 Stai	RT	73 Strzelczyk	TE	87 Bruener	WR	89 Mills
	81 C. Johnson		72 Dafney (FA)		79 Parrish		62 Myslinski		74 Martin		67 Stephens (D1)		85 Hayes		88 Hastings
	80 Barnes				61 Black		60 Gammon		64 Tyre (FA)				84 Greene		83 Holliday
	86 D. Mays			RB	20 Pegram	QB	18 Tomczak	FB	34 Lester				48 Ofodile		15 George
	8 Arnold (D4a)				36 Bettis (Trade)		16 Miller		43 Avery				46 Farquhar (FA)		19 C. Jones (FA)
					25 McAfee		10 Stewart		43 Coleman						
					22 Vaughn (FA)		11 Fischer (D6b)		38 Witman (D3b)						

P	3 Stark
	6 Edge (FA)

K	9 N. Johnson
	2 Wood (FA)

LOLB	92 Gildon	LE	96 Buckner	LILB	99 Kirkland	NT	93 Steed	RILB	94 Brown	RE	97 Seals	ROLB	95 Lloyd
	53 Conley (D3a)		90 B. Johnson		57 Ravotti		98 Gibson		55 Olsavsky		76 Henry		54 D. Jones
			91 Raybon (D5)		50 Holmes (D4a)		64 Green (FA)		57 Ravotti		78 Faumui		51 Emmons (D7)
									54 D. Jones		71 Roye (D6a)		56 Scott

LCB	26 Woodson	SS	37 Lake	FS	39 Perry	RCB	27 Williams
	21 Figures		40 M. Bell		40 M. Bell		29 Fuller
	49 Miles		41 Flowers		24 Oldham		28 A. Mays
			44 Parker (FA)		45 R. Bell (FA)		

STEELERS 1995 RESULTS

PRESEASON (1-3)

Aug. 4	Steelers	31	@ Buffalo	W 10 (1-0)	40,517
Aug. 13	Steelers	13	Green Bay	L 36 (1-1)	49,025
Aug. 19	Steelers	7	@ Tampa Bay	L 20 (1-2)	52,783
Aug. 24	Steelers	6	Philadelphia	L 16 (1-3)	51,329

REGULAR SEASON (11-5)

Sept. 3	Steelers	23	Detroit	W 20 (1-0)	58,002
Sept. 10	Steelers	34	@ Houston	W 17 (2-0)	44,122
Sept. 18	Steelers	10	@ Miami	L 23 (2-1)	72,874
Sept. 24	Steelers	24	Minnesota	L 44 (2-2)	57,853
Oct. 1	Steelers	31	San Diego	W 16 (3-2)	57,012
Oct. 8	Steelers	16	@ Jacksonville	L 20 (3-3)	72,042
Oct. 19	Steelers	9	Cincinnati	L 27 (3-4)	56,684
Oct. 29	Steelers	24	Jacksonville	W 7 (4-4)	54,516
Nov. 5	Steelers	37	@ Chicago (OT)	W 34 (5-4)	61,838
Nov. 13	Steelers	20	Cleveland	W 3 (6-4)	58,675
Nov. 19	Steelers	49	@ Cincinnati	W 31 (7-4)	54,636
Nov. 26	Steelers	20	@ Cleveland	W 17 (8-4)	67,269
Dec. 3	Steelers	21	Houston	W 7 (9-4)	56,013
Dec. 10	Steelers	29	@ Oakland	W 10 (10-4)	53,516
Dec. 16	Steelers	41	New England	W 27 (11-4)	57,158
Dec. 24	Steelers	19	@ Green Bay	L 24 (11-5)	60,649

Total Attendance:	942,859	Total Average:	58,929
Home Attendance:	455,913	Home Average:	56,989
Away Attendance:	486,946	Away Average:	60,868

FINAL 1995 NFL STANDINGS

AFC Eastern Division

	W	L	T	Pct.	Pts.	OP
Buffalo	10	6	0	.625	350	335
Indianapolis	9	7	0	.563	331	316
Miami	9	7	0	.563	398	332
New England	6	10	0	.375	294	377
New York Jets	3	13	0	.188	233	384

AFC Central Division

	W	L	T	Pct.	Pts.	OP
Pittsburgh	11	5	0	.688	407	327
Cincinnati	7	9	0	.438	349	374
Houston	7	9	0	.438	348	324
Cleveland	5	11	0	.313	289	356
Jacksonville	4	12	0	.250	275	404

AFC Western Division

	W	L	T	Pct.	Pts.	OP
Kansas City	13	3	0	.813	358	241
San Diego	9	7	0	.563	321	323
Seattle	8	8	0	.500	363	366
Denver	8	8	0	.500	388	345
Oakland	8	8	0	.500	348	332

NFC Eastern Division

	W	L	T	Pct.	Pts.	OP
Dallas	12	4	0	.750	435	291
Philadelphia	10	6	0	.625	318	338
Washington	6	10	0	.375	326	359
New York Giants	5	11	0	.313	290	340
Arizona	4	12	0	.250	275	422

NFC Central Division

	W	L	T	Pct.	Pts.	OP
Green Bay	11	5	0	.688	404	314
Detroit	10	6	0	.625	436	336
Chicago	9	7	0	.563	392	360
Minnesota	8	8	0	.500	412	385
Tampa Bay	7	9	0	.438	238	335

NFC Western Division

	W	L	T	Pct.	Pts.	OP
San Francisco	11	5	0	.688	457	258
Atlanta	9	7	0	.563	362	349
St. Louis	7	9	0	.438	309	418
Carolina	7	9	0	.438	289	325
New Orleans	7	9	0	.438	319	348

1995 NFL POSTSEASON RESULTS

AFC Wild Card Playoff Games

BUFFALO 37, Miami 22
Indianapolis 35, SAN DIEGO 20

AFC Divisional Playoff Games

PITTSBURGH 40, Buffalo 21
Indianapolis 10, KANSAS CITY 7

AFC Championship Game

PITTSBURGH 20, Indianapolis 16

NFC Wild Card Playoff Games

PHILADELPHIA 58, Detroit 37
GREEN BAY 37, Atlanta 20

NFC Divisional Playoff Games

Green Bay 27, SAN FRANCISCO 17
DALLAS 30, Philadelphia 11

NFC Championship Game

DALLAS 38, Green Bay 27

Super Bowl XXX at Sun Devil Stadium, Arizona

Dallas (NFC) 27, Pittsburgh (AFC) 17

AFC-NFC Pro Bowl at Aloha Stadium, Honolulu, Hawaii

NFC 20, AFC 13

STEELERS 1995 TEAM STATISTICS

TEAM STATISTICS	Steelers	Opponents				
FIRST DOWNS	344	272				
Rushing	117	67				
Passing	193	181				
Penalty	34	24				
THIRD DOWN EFFICIENCY	42.2	33.7				
Attempts	230	202				
Successes	97	68				
FOURTH DOWN EFFICIENCY	55.0	61.5				
Attempts	20	13				
Successes	11	8				
POSSESSION AVG.	32:36	27:24				
NET TOTAL OFFENSE	5,769	4,561				
Ball Control Plays	1110	943				
Average Gain Per Play	5.2	4.8				
Average Gain Per Game	360.6	285.1				
Percentage Total Yards Rushing	32.1	29.0				
Percentage Total Yards Passing	67.9	71.0				
NET YARDS RUSHING	1,852	1,321				
Rushing Plays	494	370				
Average Gain Per Rush	5.2	4.8				
Average Rushing Per Game	115.8	82.6				
NET YARDS PASSING	3,917	3,240				
Attempts	592	531				
Completions	348	314				
Completions Percentage	58.8	59.1				
Touchdowns	21	24				
Percentage Touchdown Passes	3.5%	4.5%				
Interceptions	21	22				
Interceptions Percentage	3.5%	4.1%				
QB Sacked Allowed	24	42				
QB Sack Yards Lost	176	272				
Gross Yards Passing	4,093	3,512				
Average Gain Per Pass Play	6.91	6.61				
Average Gain Per Pass Completion	11.76	11.18				
Average Passing Per Game	244.8	202.5				
KICKOFF RETURNS	69	88				
Yards Returned	1,530	1,544				
Average Yards Per Return	22.2	7.5				
Long Gain	57	62				
Touchdowns	0	0				
PUNT RETURNS	48	22				
Fair Catches	8	9				
Yards Returned	474	186				
Average Yards Per Return	9.9	8.5				
Long Gain	72t	16				
Touchdowns	1	0				
INTERCEPTIONS	22	21				
Yards Returned	361	185				
Average Yards Per Return	16.4	8.8				
Long Gain	63t	60t				
Touchdowns	3	3				
PUNTS	59	85				
Yards Punted	2,368	3,682				
Average Yards Per Punt	40.1	43.3				
Touchbacks	11	6				
Inside the 20	20	19				
Long	64	66				
Blocked	0	0				
Net Punting Average	33.3	36.3				
PENALTIES	109	101				
Yards Penalized	839	931				
Average Yards Per Penalty	7.7	9.2				
FUMBLES	24	30				
Lost	13	12				
Own Recovered	11	18				
Opponents Recovered for Touchdown	2	1				
TOTAL POINTS	407	327				
Average Per Game	25.4	20.4				
TOTAL TOUCHDOWNS	44	37				
Rushing	17	9				
Passing	21	24				
Interception Returns	3	3				
Fumble Returns	1	2				
Kickoff Returns	0	0				
Punt Returns	1	0				
Blocked Punts/Field Goals	0	0				
SAFETIES	0	0				
EXTRA POINTS/ATTEMPTS	39/39	34/34				
FIELD GOALS/ATTEMPTS	34/41	23/25				
SCORING BY QUARTERS	1	2	3	4	OT	Totals
Steelers	72	137	60	135	3	407
Opponents	33	124	109	61	0	327

STEELERS 1995 INDIVIDUAL STATISTICS

SCORING	TD	TDRu	TDPa	TDRt	K-PAT	FG	S	PTS
N. Johnson	0	0	0	0	39/39	34/41	0	141
Morris	9	9	0	0	0/0	0/0	0	54
Mills	8	0	8	0	0/0	0/0	0	48
Pegram	6	5	1	0	0/0	0/0	0	38
Thigpen	5	0	5	0	0/0	0/0	0	30
Bruener	3	0	3	0	0/0	0/0	0	18
Hastings	2	0	1	1	0/0	0/0	0	12
Stewart	2	1	1	0	0/0	0/0	0	12
Avery	1	0	1	0	0/0	0/0	0	6
Buckner	1	0	0	1	0/0	0/0	0	6
Lake	1	0	0	1	0/0	0/0	0	6
Lester	1	1	0	0	0/0	0/0	0	6
A. Mays	1	0	0	1	0/0	0/0	0	6
McAfee	1	1	0	0	0/0	0/0	0	6
Oldham	1	0	0	1	0/0	0/0	0	6
J. Williams	1	0	1	0	0/0	0/0	0	6
W. Williams	1	0	0	1	0/0	0/0	0	6
STEELERS	44	17	21	6	39/39	34/41	0	407
OPPONENTS	37	9	24	4	34/34	23/25	0	327

2-Pt. Conversions: STEELERS 1-5, OPPONENTS 1-3

								Sack/	
PASSING	Att.	Cmp.	Yds.	Cmp%	TD	Int.	Lg	Lost	Rating
O'Donnell	416	246	2970	59.1	17	7	71 t	15/126	87.7
Tomczak	113	65	666	57.5	1	9	29	6/42	44.3
Miller	56	32	397	57.1	2	5	42 t	2/8	53.9
Stewart	7	5	60	71.4	1	0	32	0/0	136.9
STEELERS	592	348	4093	58.8	21	21	71 t	24/176	76.9
OPPONENTS	531	314	3512	59.1	24	22	76 t	42/272	76.7

RUSHING	No.	Yds.	Avg.	Long	TD
Pegram	213	813	3.8	38	5
Morris	148	559	3.8	30 t	9
McAfee	39	156	4.0	22 t	1
J. Williams	29	110	3.8	31	0
Stewart	15	86	5.7	22 t	1
O'Donnell	24	45	1.9	14	0
Mills	5	39	7.8	20	0
Tomczak	11	25	2.3	11	0
Hastings	1	14	14.0	14	0
Lester	5	9	1.8	3	1
Avery	1	3	3.0	3	0
Miller	1	2	2.0	2	0
Thigpen	1	1	1.0	1	0
C. Johnson	1	-10	-10.0	-10	0
STEELERS	494	1852	3.7	38	17
OPPONENTS	370	1321	3.6	58 t	9

RECEIVING	No.	Yds.	Avg.	Long	TD
Thigpen	85	1307	15.4	43	5
Hastings	48	502	10.5	36	1
Mills	39	679	17.4	62 t	8
C. Johnson	38	432	11.4	33	0
Bruener	26	238	9.2	29	3
Pegram	26	206	7.9	22	1
J. Williams	24	127	5.3	20	1
McAfee	15	88	5.9	18	0
Stewart	14	235	16.8	71 t	1
Hayes	11	113	10.3	32	0
Avery	11	82	7.5	18 t	1
Morris	8	36	4.5	13	0
Barnes	3	48	16.0	25	0
STEELERS	348	4093	11.8	71 t	21
OPPONENTS	314	3512	11.2	76 t	24

INTERCEPTIONS	No.	Yds.	Avg.	Long	TD
W. Williams	7	122	17.4	63 t	1
Perry	4	71	17.8	26	0
Lloyd	3	85	28.3	52	0
A. Mays	2	35	17.5	32 t	1
Bell	2	4	2.0	4	0
Lake	1	32	32.0	32 t	1
Oldham	1	12	12.0	12	0
K. Greene	1	0	0.0	0	0
Seals	1	0	0.0	0	0
STEELERS	22	361	16.4	63 t	3
OPPONENTS	21	185	8.8	60 t	3

PUNTING	No.	Yds.	Avg.	Net	TB	In 20	Lg	Blk.
Stark	59	2368	40.1	33.3	11	20	64	0
STEELERS	59	2368	40.1	33.3	11	20	64	0
OPPONENTS	85	3682	43.3	36.3	6	19	66	0

PUNT RETURNS	Ret.	FC	Yds.	Avg.	Long	TD
Hastings	48	8	474	9.9	72	1
STEELERS	48	8	474	9.9	72	1
OPPONENTS	22	9	186	8.5	16	0

KICKOFF RETURNS	No.	Yds.	Avg.	Long	TD
Mills	54	1306	24.2	57	0
McAfee	5	56	11.2	25	0
Pegram	4	85	21.3	28	0
Bruener	2	19	9.5	10	0
C. Johnson	2	47	23.5	40	0
Gibson	1	10	10.0	10	0
T. Greene	1	7	7.0	7	0
STEELERS	69	1530	22.2	57	0
OPPONENTS	88	1544	17.5	62	0

FIELD GOALS	1-19	20-29	30-39	40-49	50+
N. Johnson	1/1	10/10	14/16	8/13	1/1
STEELERS	1/1	10/10	14/16	8/13	1/1
OPPONENTS	0/0	8/8	7/7	7/8	1/2

N. Johnson: (39G,45N,47G,31G) (42G,40G) (40G) (45N,47N,32G,35G) (25G) (41G,19G,22G) (39N,36N,25G,28G,38G) (36G) (40G,46G,24G) (48N,38G,34G) (50G,26G) (33G,27G) () (41G,35G,32G,20G,22G) (43N,32G,32G) (33G,25G)
 OPPONENTS: (43G,36G) (43G) (37G,39G,52N,21G) (33G,43G,40G) (28G) (53G,32G) (31G,23G) () (40G,27G,44N) (29G) (27G) (44G) () (39G) (23G,22G) (47G)

DEFENSIVE TACKLES

PS.	Player	Solo	Asst.	Total	SACKS (Yds)	INT. (Yds)	Pass Def.	Tack. loss	Fum. For.	Fum. Rec.
LB	G. Lloyd	88	29	117	6.5-38	3- 85	4	18-25	6	0
LB	L. Kirkland	58	30	88	1-7	0	1	15-15	0	2
CB	W. Williams	69	8	77	0	7-122	17	4-3	1	1
CB	C. Lake	63	10	73	1.5-5	1-32	11	5-5	1	1
S	D. Perry	61	9	70	0	4-71	10	2-2	0	2
LB	K. Greene	34	15	49	9.0-62	1- 0	4	5-13	2	0
DE	B. Buckner	29	19	48	3.0-18	0	1	8-8	1	1
DL	R. Seals	34	14	48	8.5-57	1- 0	7	12-17	2	1
CB	A. Mays	34	3	37	0	2-35	6	3-9	1	0
LB	J. Olsavsky	24	10	34	1.0-7	0	1	4-2	0	0
S	M. Bell	22	9	31	0	2- 4	4	4-4	2	0
LB	C. Brown	20	10	30	5.5-40	0	1	3-5	1	0
DT	J. Steed	23	7	30	1.0-11	0	0	5-5	0	0
DE	K. Henry	12	3	15	2.0-4	0	0	4-12	0	0
CB	C. Oldham	10	5	15	0	1-12	4	0	0	1
LB	J. Gildon	8	4	12	3-23	0	0	1-0	2	1
DT	B. Johnson	9	2	11	0	0	1	2-4	0	1
CB	D. Figures	10	0	10	0	0	4	0	0	0
DB	R. Fuller	7	1	8	0	0	1	0	0	0
LB	E. Ravotti	7	0	7	0	0	0	0	0	0
DE	O. Gibson	1	1	2	0	0	0	0	0	0
LB	D. Jones	2	0	2	0	0	0	0	0	0
CB	R. Woodson	1	0	1	0	0	0	0	0	0
TOTAL		626	189	815	42-272	22-361	77	95-129	19	11

SPECIAL TEAMS TACKLES

Player	Solo	Asst.	Total	Blk FG	Blk. Punt	Fum. For.	Fum. Rec.
D. Jones	15	6	21	0	0	0	0
L. Flowers	11	3	14	0	0	1	0
J. Gildon	11	3	14	0	0	0	0
F. McAfee	8	5	13	0	0	0	1
C. Oldham	10	2	12	0	0	0	0
R. Fuller	9	3	12	0	0	0	0
D. Perry	5	5	10	0	0	0	0
S. Avery	4	5	9	0	0	0	0
M. Bell	6	2	8	0	0	0	0
J. Olsavsky	5	2	7	0	0	0	0
D. Figures	4	1	5	0	0	0	0
J. Barnes	3	1	4	0	0	0	0
K. Gammon	0	3	3	0	0	0	0
T. Lester	2	1	3	0	0	0	0
T. Greene	2	1	3	0	0	0	0
M. Bruener	1	1	2	0	0	0	0
N. Johnson	2	0	2	0	0	0	0
W. Williams	2	0	2	0	0	0	0
E. Ravotti	1	0	1	0	0	0	0
E. Mills	0	1	1	0	0	0	0
E. Pegram	0	1	1	0	0	0	0
A. Mays	1	0	1	0	0	0	0

STEELERS 1995 POSTSEASON STATISTICS

POSTSEASON (2-1)

Jan. 6	Steelers	40	Buffalo	W 21 (1-0)	59,072
Jan. 14	Steelers	20	Indianapolis	W 16 (2-0)	61,062
Jan. 28	Steelers	17	Dallas	L 27 (2-1)	76,347

	Steelers	Opponents
TOTAL FIRST DOWNS	69	49
Rushing	23	15
Passing	42	33
Penalty	4	1
3rd Down: Made/Att	20/49	10/37
3rd Down Pct.	40.8%	27.0%
4th Down: Made/Att	3/5	2/4
4th Down Pct.	60.0%	50.0%
POSSESSION AVG.	33:50	26:10
TOTAL NET YARDS	1,004	832
Avg. Per Game	334.7	277.3
Total Plays	228	172
Avg. Per Play	4.4	4.8
NET YARDS RUSHING	330	233
Avg. Per Game	110.0	77.7
Total Rushes	98	69
NET YARDS PASSING	674	599
Avg. Per Game	224.7	199.7
Sacked/Yards Lost	5/32	7/39
Gross Yards	706	638
Att./Completions	125/72	96/54
Completion Pct.	57.6	56.3
Had Intercepted	6	3
PUNTS/AVERAGE	13/38.3	14/42.1
NET PUNTING AVG.	13/30.6	14/33.3
PENALTIES/YARDS	11/81	14/107
FUMBLES/BALL LOST	3/0	4/1
TOUCHDOWNS	8	7
Rushing	5	3
Passing	3	4
Returns	0	0

SCORING BY QUARTERS	1	2	3	4	OT	Totals
STEELERS	10	30	6	31	0	77
OPPONENTS	13	13	17	21	0	64

SCORING	TD	TDRu	TDPa	TDRt	K-PAT	FG	S	PTS
N. Johnson	0	0	0	0	8/8	7/8	0	29
Morris	4	4	0	0	0/0	0/0	0	24
Mills	1	0	1	0	0/0	0/0	0	6
Stewart	1	0	1	0	0/0	0/0	0	6
Thigpen	1	0	1	0	0/0	0/0	0	6
J. Williams	1	1	0	0	0/0	0/0	0	6
STEELERS	6	4	2	0	6/6	6/7	0	60
OPPONENTS	4	1	3	0	4/4	3/5	0	37

2-Pt. Conversions: STEELERS 0-0, OPPONENTS 0-0

PASSING	Att.	Cmp.	Yds.	Cmp%	TD	Int.	Lg	Sack/ Lost	Rating
O'Donnell	125	72	706	57.6	3	6	43	5/32	61.6
STEELERS	125	72	706	57.6	3	6	43	5/32	61.6
OPPONENTS	96	54	638	56.3	4	3	47	7/39	77.5

RUSHING	No.	Yds.	Avg.	Long	TD
Morris	51	188	3.7	15	4
Pegram	24	94	3.9	17	0
Stewart	9	32	3.6	7	0
J. Williams	6	9	1.5	6	1
Mills	2	8	4.0	5	0
O'Donnell	6	-1	-2	2	0
STEELERS	98	330	3.4	17	5
OPPONENTS	69	233	3.4	40	3

RECEIVING	No.	Yds.	Avg.	Long	TD
Mills	16	196	12.3	37	1
Hastings	16	158	9.9	19	0
Thigpen	12	161	13.4	43	1
Morris	9	36	4.0	10	0
J. Williams	7	36	5.1	8	0
Stewart	4	45	11.3	19	1

Holliday	3	27	9.0	10	0
Pegram	3	24	8.0	23	0
Hayes	1	17	17.0	17	0
Bruener	1	6	6.0	6	0
STEELERS	72	706	9.8	43	3
OPPONENTS	54	638	11.8	47	4

INTERCEPTIONS	No.	Yds.	Avg.	Long	TD
Olsavsky	1	5	5.0	5	0
Kirkland	1	4	4.0	4	0
Lake	1	3	3.0	3	0
STEELERS	3	12	4.0	5	0
OPPONENTS	6	116	19.3	44	0

PUNTING	No.	Yds.	Avg.	Net	TB	In 20	Lg	Blk.
Stark	12	457	38.1	31.4	3	2	55	0
Stewart	1	41	41.0	21.0	1	0	41	0
STEELERS	13	498	38.3	30.6	4	2	55	0
OPPONENTS	14	590	42.1	33.3	2	2	53	0

PUNT RETURNS	Ret.	FC	Yds.	Avg.	Long	TD
Hastings	7	1	84	12.0	33	0
STEELERS	7	1	84	12.0	33	0
OPPONENTS	5	2	20	4.0	11	0

KICKOFF RETURNS	No.	Yds.	Avg.	Long	TD
Mills	11	226	20.5	26	0
McAfee	2	37	18.5	20	0
STEELERS	13	263	20.2	26	0
OPPONENTS	15	240	16.0	23	0

FIELD GOALS	1-19	20-29	30-39	40-49	50+
N. Johnson	0/0	0/0	5/5	2/3	0/0
STEELERS	0/0	0/0	5/5	2/3	0/0
OPPONENTS	0/0	0/0	4/4	1/2	0/1

N. Johnson: (45G,38G,34G,39G) (31G,36G,40N) (46G)
 OPPONENTS: (52N) (34G,36G,37G,47N) (42G, 35G)

DEFENSIVE TACKLES

Ps.	Player	Solo	Asst.	Total	SACKS (Yds)	INT. (Yds)	Pass Def.	Tack. loss	Fum. For.	Fum. Rec.
LB	G. Lloyd	14	6	20	2-12.5	0	1	3.5-1	0	0
NT	J. Steed	10	5	15	.5-0	0	0	2-0	0	0
CB	W. Williams	11	4	15	0	0	4	1-5	0	0
SS	M. Bell	7	7	14	0	0	0	1.5-5	0	0
CB	C. Lake	14	0	14	0	1-3	2	3-15	0	1
FS	D. Perry	9	5	14	0	0	1	0	0	0
LB	J. Olsavsky	6	5	11	0	1-5	1	1-0	0	0
LB	C. Brown	5	3	8	1.5-8	0	0	0	0	0
LB	K. Greene	4	4	8	1-7.5	0	0	2-1.5	1	0
DB	R. Fuller	3	1	4	0	0	1	0	0	0
DB	C. Oldham	2	2	4	0	0	2	0	0	1
DE	B. Buckner	3	1	4	0	0	0	0	0	0
DE	R. Seals	2	2	4	1-3	0	1	2-1	0	0
LB	J. Gildon	2	0	2	0	0	0	0	0	0
DE	K. Henry	2	0	2	0	0	0	0	0	0
DB	L. Flowers	1	0	1	0	0	0	0	0	0
TOTAL		112	49	161	7-39	3-12	16	19-27	3	1

SPECIAL TEAMS TACKLES

Player	Solo	Asst	Total	Blk FG	Blk. Punt	Fum. For.	Fum. Rec.
D. Jones	15	6	21	0	0	0	0
L. Flowers	5	0	5	0	0	0	0
J. Gildon	3	1	4	0	0	0	0
T. Lester	1	2	3	0	0	0	0
F. McAfee	3	0	3	0	0	0	0
D. Figures	1	1	2	0	0	0	0
D. Jones	1	1	2	0	0	0	0
T. Greene	1	1	2	0	0	0	0
R. Fuller	1	0	1	0	0	0	0
C. Oldham	1	0	1	0	0	0	0
M. Bell	1	0	1	0	0	0	0
M. Bruener	1	0	1	0	0	0	0
D. Perry	1	0	1	0	0	0	0

STEELERS 1995 REVIEW

STEELERS 23, DETROIT LIONS 20

September 3 at Pittsburgh, 58,002 (3:04)

GAME 1

The Steelers turned the ball over four times, lost all-Pro Rod Woodson, and then lost Neil O'Donnell before Norm Johnson hit his seventh career game-winning field goal with no time remaining. Two Norm Johnson field goals provided all the Steelers' first-half points. The Lions countered with a TD pass from Scott Mitchell to Brett Perriman and a Jason Hanson field goal to take 10-6 halftime lead. The Steelers took a 20-10 lead on two Bam Morris rushing TDs, including one that was the end of a 13-play, 94-yard drive. The Lions made it a three-point game when they moved 72 yards and scored on a Mitchell pass to Herman Moore on their next possession. The Lions tied the game with a 36-yard Jason Hanson field goal with 4:26 remaining. The score came as the result of the Steelers fourth interception. The Steelers took over the ball at their own 20-yard line with 3:01 remaining. Tomczak hit six straight passes to advance the Steelers to the Lions' 26 yard line. Pittsburgh added 13 more yards rushing to run down the clock. And with four seconds remaining in the game, Norm Johnson hit the game-winning 31-yard field goal. The loss of O'Donnell earned Jim Miller his first NFL snaps.

Detroit	0	10	0	10	20
STEELERS	3	3	7	10	23

Pitt. 1-N. Johnson 39-yard field goal	8:35	(13-58)
Pitt. 2-N. Johnson 47-yard field goal	4:33	(9-51)
Det. 2-B. Perriman 5-yard pass from S. Mitchell (Hanson kick)	5:17	(11-95)
Det. 2-J. Hanson 43-yard field goal	0:20	(4-9)
Pitt. 3-B. Morris 5-yard run (Johnson kick)	3:12	(7-56)
Pitt. 4-B. Morris 1-yard run (Johnson kick)	7:34	(13-94)
Det. 4-H. Moore 27-yard pass from S. Mitchell (Hanson kick)	2:02	(5-72)
Det. 4-J. Hanson 36-yard field goal	1:25	(4-5)
Pitt. 4-N. Johnson 31-yard field goal	3:01	(12-67)

TEAM STATISTICS

	Lions	Steelers
First Downs-Rush.-Pass.-Pen.	16 (5-10-1)	26 (10-13-3)
Third & Fourth Down Efficiency	5-13 (38%)	8-14 (57%)
Net Off. Ydg.-Plays-Avg.	302-56-5.4	354-69-5.1
Rush. Ydg.-Atts.-Avg.	122-22-5.5	150-33-4.5
Net Pass. Ydg.-Yds. Lost Att.	180 (2-15)	204 (1-8)
Passes-Comp.-Int.	32-18-1 (56%)	35-22-4 (63%)
Punt & Kickoff Return Yardage	79	78
Punts-No.-Avg.	5-40.0	1-45.0
Fumbles-No.-Lost	0-0	2-0
Penalties-No.-Yards	10-83	6-47
Time of Possession	26:09	33:51

INDIVIDUAL STATISTICS

Rushing—Lions-Sanders 21-108, Perriman 1-14, Steelers-Morris 17-50 (2 TD), J.L. Williams 8-46, Pegram 6-46, Tomczak 1-8, O'Donnell 1-0.

Passing—Lions-Mitchell 32-18 (56%)-195, 2 TD, 1 Int. Steelers-Tomczak 24-15 (63%)-149, 0 TD, 3 Int.; O'Donnell 10-7 (70%)-63, 0 TD, 0 Int.; Miller 1-0 (0%)-0, 0 TD, 1 Int.

Receiving—Lions-Moore 10-131 (1 TD), Perriman 4-45 (1 TD), Sanders 2-6, Holman 1-9, Morton 1-4, Steelers-Thigpen 7-91, Johnson 6-51, Mills 2-19, Morris 2-13, Pegram 2-13, Hastings 1-10, Hayes 1-8, McAfee 1-7.

Kickoff Returns—Lions-Morton 5-79, Steelers-Mills 2-40, Pegram 1-22.

Punt Returns—Lions-None, Steelers-Hastings 2-16.

Interceptions—Lions-McNeil 1-21, Clay 1-10, Blades 1-0, Raymond 1-0, Steelers-Perry 1-26.

Sacks—Lions-Scroggins 1-8, Steelers-Brown 1-7, Seals 1-5, Lloyd 1-5.

STEELERS 34, HOUSTON OILERS 17

September 10 at Houston, 48,035 (3:11)

GAME 2

The Steelers turned in a total team effort and scored in all phases of the game. After the Oilers went three and out in the game's opening series, Andre Hastings returned the following punt 72 yards for a touchdown. The defense harassed Oilers' quarterback Chris Chandler with five sacks and nine pressures. The offense added 10 points when Mike Tomczak hit Mark Bruener for a 15-yard touchdown pass and Norm Johnson connected with a 42-yard field goal. The Steelers headed into halftime with 17-3 lead. Pittsburgh extended that lead to 21 points with a Fred McAfee 22-yard touchdown run on the opening drive in the second half. The Oilers pulled within eight by taking advantage of an 11-play goal-line stand that was fueled by four Steelers' penalties. The Steelers defense responded with one forced fumble and two interceptions in the game's closing quarter. Safety Camell Lake returned the latter interception 37 yards for a touchdown. The Oilers added one more touchdown, Pittsburgh closed the scoring with a 40-yard field goal to seal a 34-17 win. During the game, Kevin Greene recorded his 100th career sack as the defense allowed a season-low 34 yards rushing.

STEELERS	14	3	7	10	34
Houston	3	0	7	7	17

Pitt. 1-A. Hastings 72-yard punt return (Johnson kick)		
Hou. 1-Del Greco 43-yard field goal	3:24	(6-35)
Pitt. 1-M. Bruener 15-yard pass from M. Tomczak (Johnson kick)	4:14	(8-87)
Pitt. 2-N. Johnson 42-yard field goal	1:47	(8-34)
Pitt. 3-F. McAfee 22-yard run (Johnson kick)	2:51	(5-55)
Hou. 3-C. Chandler 1-yard run (DelGreco kick)	8:02	(16-67)
Pitt. 4-C. Lake 32-yard interception return (Johnson kick)		
Hou. 4-R. Thomas 6-yard run (DelGreco kick)	2:20	(7-76)
Pitt. 4-N. Johnson 40-yard field goal	2:28	(5-20)

TEAM STATISTICS

	Steelers	Oilers
First Downs-Rush.-Pass.-Pen.	19 (8-8-3)	19 (5-8-6)
Third & Fourth Down Efficiency	5-11 (45%)	6-14 (43%)
	0-1 (0%)	0-0 (0%)
Net. Off. Ydg.-Plays-Avg.	250-58-4.3	207-63-3.3
Rush. Ydg.-Atts.-Avg.	127-36-3.5	34-23-1.5
Net Pass. Ydg.-Yds. Lost Att.	123 (0-0)	173 (5-43)
Passes-Comp.-Int.	22-13-0 (59%)	35-19-2 (54%)
Punt & Kickoff Return Yardage	140	116
Punts-No.-Avg.	4-39.3	5-42.6
Fumbles-No.-Lost	1-1	2-1
Penalties-No.-Yards	13-71	5-66
Time of Possession	30:03	29:57

INDIVIDUAL STATISTICS

Rushing-Steelers-Morris 23-84, McAfee 2-28 (1 TD), Pegram 8-18, Tomczak 2-7, Johnson 1-(-10). Oilers-Brown 14-22, Thomas 5-14 (1 TD), Chandler 3-4 (1 TD), Sanders 1-(-6).

Passing-Steelers-Tomczak 22-13 (59%)-123, 1 TD. Oilers-Chandler 30-15 (50%)-176, 2 int., Furrer 5-4 (80%)-40.

Receiving-Steelers-Bruener 2-24 (1 TD), McAfee 2-22, Thigpen 2-17, Hastings 2-14, Johnson 2-14, Morris 1-13, Pegram 1-12, Hayes 1-7, Oilers-McNair 7-66, Russell 3-60, Brown 3-9, Sanders 2-52, Jeffries 2-15, Hannah 1-11, Thomas 1-3.

Kickoff Returns-Steelers-Pegram 1-28, Mills 1-24, McAfee 1-5, Oilers-Thomas 3-48, Gray 3-33, Lewis 1-5.

Punt Returns-Hastings 3-83 (1 TD), Oilers-Gray 2-30.

Interceptions-Lake 1-32 (1 TD), Bell 1-4, Oilers-None.

Sacks-Steelers-Brown 3-20, Greene 1-18, Lloyd 1-5. Oilers-None.

MIAMI 23, STEELERS 10

September 18 at Miami, 72,874 (3:15)

GAME 3

The Steelers let opportunity slip into Miami's hands in the form of three interceptions and two fumbles. The Dolphins converted three of the turnovers into 17 first-half points to take a 17-3 halftime lead. The Dolphins added a field goal on their opening second-half drive to extend the lead to 20-3. An ineffective Mike Tomczak yielded to Jim Miller in the fourth quarter. Miller, who had just one snap of previous NFL experience, led the Steelers on a 14-play, 88-yard drive for a touchdown. On the Steelers' next possession, Miller got the team to the eight yardline before throwing a fourth-down interception. In one quarter of play, Miller completed 18 of 29 passes for 210 yards, 1 TD and 1 int. The loss was Bill Cowher's first Monday Night loss in 7 games.

STEELERS	0	3	0	7	10
Miami	3	14	3	3	23

Mia. 1-P.Stoyanovich 37-yard field goal	2:01	(5-41)
Mia. 2-B. Parmalee 2-yard run (Stoyanovich kick)	1:24	(3-17)
Pitt. 2-N. Johnson 40-yard field goal	6:14	(13-39)
Mia. 2-T. Kirby 28-yard pass from Marino (Stoyanovich kick)	0:34	(3-21)
Mia. 2-P. Stoyanovich 39-yard field goal	5:22	(9-44)
Mia. 3-P. Stoyanovich 21-yard field goal	7:22	(13-85)
Pitt. 4-E.Mills 27-yard pass from Miller (Johnson kick)	5:59	(14-88)

TEAM STATISTICS

	Steelers	Dolphins
First Downs-Rush.-Pass.-Pen.	21 (5-16-0)	16 (3-12-1)
Third & Fourth Down Efficiency	5-16 (31%)	4-14 (29%)
	3-4 (75%)	0-0 (0%)
Net Off. Ydg.-Plays-Avg.	366-79-4.6	256-56-4.6
Rush. Ydg.-Atts.-Avg.	85-22-3.9	46-20-2.3
Net Pass. Ydg.-Yds. Lost Att.	281 (4-33)	210 (3-15)
Passes-Comp.-Int.	53-29-3 (55%)	33-21-0 (64%)
Punt & Kickoff Return Yardage	129	65
Punts-No.-Avg.	4-37.8	6-41.5
Fumbles-No.-Lost	2-2	3-0
Penalties-No.-Yards	11-80	6-45
Time of Possession	31:42	28:18

INDIVIDUAL STATISTICS

Rushing-Steelers-Morris 14-48, Tomczak 2-13, McAfee 2-10, J.L. Williams 3-8, Pegram 1-6. Dolphins-Kirby 12-33, Parmalee 8-13 (1 TD)

Passing—Steelers-Miller 29-18 (62%)-210, 1 TD, 1 int. Tomczak 24-11 (46%)-104, 2 int. Dolphins-Marino 27-16 (59%)-183, 1 TD, Kosar 6-5 (83%)-42.

Receiving—Steelers-Hastings 10-86, Thigpen 5-63, Barnes 3-48, McAfee 3-30, Johnson 3-23, Mills 2-41 (1 TD), Williams 2-17, Hayes 1-6, Dolphins-Kirby 6-55 (1 TD), McDuffie 4-65, Fryar 4-35, Byars 3-15, Green 2-26, Williams 1-15, Clark 1-14.

Kickoff Returns—Steelers-Mills 4-74, Pegram 1-17, Gibson 1-10, Dolphins-Spikes 2-30, Buckley 1-16.

Punt Returns—Steelers-Hastings 4-28, Dolphins-McDuffie 2-19.

Interceptions—Steelers-None, Dolphins-Brown 2-20, Vincent 1-4.

Sacks—Steelers-Brown .5-4.5, Greene 1-3, Lake .5-4.5, Seals 1-3, Dolphins-Armstrong 1-10, Bowens 1-8, Coleman .5-4, Foxx .5-4, Singleton 1-7.

MINNESOTA 44, STEELERS 24

September 24 at Pittsburgh, 57,853 (3:15)

GAME 4

For the second straight week, turnovers became the difference as seven Pittsburgh giveaways led to 24 Minnesota points. The teams played through a scoreless 1st quarter. The Steelers made two field goals before the half, but a 58-yard TD run by Robert Smith and two Fuad Reveiz field goals gave the Vikings a 13-6 halftime lead. The Steelers started the second half with turnovers on five straight drives. Minnesota converted the thefts into 24 third-quarter points and jumped out to a 37-6 lead. Jim Miller entered the game. After throwing two interceptions of his own, Miller led the Steelers 80 yards in 15 plays for a touchdown. After the 5-yard Eric Pegram TD-run, Jim Miller hit Yancey Thigpen on a 42-yard TD pass. The Vikings added another TD reception. Pittsburgh's final score came on an eight-play, 62-yard drive that ended in a second Pegram TD. Yancey Thigpen had his first career 100-yard game. The 44 points allowed was the third most allowed by the Steelers in Three Rivers and the 20-point margin in the loss is the sixth worst loss in TRS.

Minnesota	0	13	24	7	44
STEELERS	0	6	0	18	24

Pitt. 2-N. Johnson 32-yard field goal	3:05	(7-44)
Minn. 2-R. Smith 58-yard run (Reveiz kick)	0:22	(1-58)
Minn. 2-F. Reveiz 33-yard field goal	1:58	(6-5)
Pitt. 2-N. Johnson 35-yard field goal	3:52	(7-63)
Minn. 2-F. Reveiz 43-yard field goal	1:56	(9-52)
Minn. 3-C. Fuller 12-yard fumble return (Reveiz kick)		
Minn. 3-C. Carter 18-yard pass from Moon (Reveiz kick)	0:32	(2-19)
Minn. 3-O. Thomas 45-yard interception return (Reveiz kick)		
Minn. 3-F. Reveiz 40-yard field goal	1:37	(5-45)
Pitt. 4-E. Pegram 5-yard run (2-pt conversion failed)	6:57	(15-80)
Pitt. 4-Y. Thigpen 42-yard pass from Miller (2-pt conv. failed)	0:13	(2-42)
Minn. 4-C. Carter 22-yard pass from Moon (Reveiz kick)	4:23	(8-59)
Pitt. 4-E. Pegram 1-yard run (2-pt conversion failed)	2:15	(8-62)

TEAM STATISTICS

	Vikings	Steelers
First Downs-Rush.-Pass.-Pen.	20 (5-12-3)	22 (5-14-3)
Third & Fourth Down Efficiency	4-10 (40%)	6-16 (38%)
	0-1 (0%)	2-2 (100%)
Net Off. Ydg.-Plays-Avg.	378-62-6.1	405-76-5.3
Rush. Ydg.-Atts.-Avg.	134-30-4.5	70-25-2.8
Net Pass. Ydg.-Yds. Lost Att.	244 (1-5)	335 (2-3)
Passes-Comp.-Int.	31-18-2 (58%)	49-29-6 (59%)
Punt & Kickoff Return Yardage	132	148
Punts-No.-Avg.	2-45.0	1-42.0
Fumbles-No.-Lost	3-2	2-1
Penalties-No.-Yards	6-49	11-75
Time of Possession	26:24	33:36

INDIVIDUAL STATISTICS

Rushing—Vikings-Smith 15-115 (1 TD), Phillips 5-12, Graham 5-9, Moon 1-2, Johnson 3-(-4), Lee 1-0. Steelers-Pegram 16-49 (2 TD), Morris 8-19, Miller 1-2.

Passing—Vikings-Moon 30-17 (57%)-213, 2 TD, 2 Int., Johnson 1-1 (100%)-36. Steelers-Tomczak 22-14 (64%)-143, 3 int., Miller 27-15 (56%)-195, 1 TD, 3 int.

Receiving—Vikings-Carter 6-67 (2 TD), Reed 5-68, Cooper 2-58, Jordan 2-11, Ismail 1-36, Smith 1-6, Palmer 1-3. Steelers-Thigpen 10-141 (1 TD), Johnson 6-75, Hastings 5-32, Avery 3-13, Bruener 2-33, Mills 1-39, Morris 1-4, J.L. Williams 1-1.

Kickoff Returns—Vikings-Palmer 5-109, Phillips 1-23. Steelers-Mills 5-134, Bruener 1-10.

Punt Returns—Vikings-None, Steelers-Hastings 2-4.

Interceptions—Vikings-Thomas 2-70, Mincy 1-20, DelRio 1-15, Jackson 1-9, Fuller 1-0. Steelers-Perry 1-6, Greene 1-0.

Sacks—Vikings-DelRio 1-3, Alexander 1-0. Steelers-Lloyd 1-5.

STEELERS 31, SAN DIEGO CHARGERS 16

October 1 at Pittsburgh, 57,012 (3:06)

GAME 5

It was a game of backups and big plays as the Steelers defeated the San Diego Chargers 31-16 in a rematch of last season's AFC Championship game. The Steelers started with an 11-play, 75-yard drive and used just over six minutes before punching in a Bam Morris rushing TD on the game's opening drive. CB Willie Williams returned a Stan Humphries pass 63 yards for a TD on the Chargers first possession. Before the end of the first quarter, Pittsburgh held a 21-0 advantage after CB Alvoid Mays returned a second Humphries pass 28 yards for a score. The Chargers converted a Mike Tomczak interception into a TD, but didn't make a two-point conversion. The Steelers added a 25-yard Norm Johnson field goal and an 82-yard drive and second Morris rushing TD to take a 31-6 lead into the locker room. Humphries found Tony Martin for a 19-yard TD strike in the third quarter. The Bolts ended the scoring with a John Carney 28-yard field goal. During the game Rohn Stark made his 1000th career punt. The Steelers' defense returned two interceptions for TDs for the first time since vs. Miami (12/18/88). The Steelers held an 11:07 to 3:53 time advantage in the 4th quarter.

San Diego	0	6	7	3	16
STEELERS	21	10	0	0	31

Pitt. 1-B. Morris 1-yard run (Johnson kick)	6:03	(11-75)
Pitt. 1-W. Williams 63-yard interception return (Johnson kick)		
Pitt. 1-A. Mays 32-yard interception return (Johnson kick)		
Pitt. 2-N. Johnson 25-yard field goal	5:17	(10-75)
S.D. 2-N. Means 13-yard run (2-pt conversion failed)	2:41	(6-50)
Pitt. 2-B. Morris 2-yard run (Johnson kick)	3:45	(10-82)
S.D. 3-T. Martin 19-yard pass from Humphries (Carney kick)	5:02	(10-77)
S.D. 4-J. Carney 28-yard field goal	4:39	(10-70)

TEAM STATISTICS

	Chargers	Steelers
First Downs-Rush.-Pass.-Pen.	20 (5-14-1)	21 (9-7-5)
Third & Fourth Down Efficiency	4-12 (33%) 1-2 (50%)	4-10 (40%)
Net Off. Ydg.-Plays-Avg.	327-64-5.1	261-61-4.3
Rush. Ydg.-Atts.-Avg.	92-50-4.8	120-39-3.1
Net Pass. Ydg.-Yds. Lost Att.	232 (3-25)	141 (1-6)
Passes-Comp.-Int.	41-22-4 (54%)	21-12-1 (57%)
Punt & Kickoff Return Yardage	79	136
Punts-No.-Avg.	4-59.5	5-42.0
Fumbles-No.-Lost	1-0	1-0
Penalties-No.-Yards	12-134	7-64
Time of Possession	26:48	33:12

INDIVIDUAL STATISTICS

Rushing—Chargers-Means 18-92 (1 TD), Harmon 1-3, Humphries 1-0, Steelers-Pegram 23-95, Morris 13-29 (2 TD), Tomczak 3-(-4).

Passing—Chargers-Humphries 40-22 (55%)-257, 1 TD, 4 Int., Martin 1-0 (0%)-0, Steelers-Tomczak 21-12 (57%)-147, 1 Int.

Receiving—Chargers-Martin 6-72 (1 TD), Jefferson 5-81, Pupunu 4-31, Harmon 4-25, Seay 2-31, Young 1-17, Steelers-Thigpen 3-58, Pegram 3-32, Brueniet 3-29, Hastings 1-12, Johnson 1-9, Avery 1-7.

Kickoff Returns—Chargers-Coleman 5-79, Steelers-Mills 4-108.

Punt Returns—Chargers-Coleman 1-0, Steelers-2-28.

Interceptions—Chargers-Bush 1-0, Steelers-Williams 2-73 (1 TD), Mays 2-35 (1 TD).

Sacks—Chargers-O'Neal 1-6, Steelers-Lloyd 1-7, Brown 1-8, Seals 1-10.

JACKSONVILLE JAGUARS 20, STEELERS 16

October 8 at Jacksonville, 72,042 (3:06)

GAME 6

The Steelers fell 20-16 in the inaugural meeting between the two franchises. Jacksonville jumped out to a 7-0 lead with a seven-play, 79 yard opening drive. An Andre Hastings fumble on a punt return set up a second Jaguars touchdown. The Steelers cut the lead in half with an 88-yard drive, capped by an 18-yard touchdown catch and run by Steve Avery. With under two minutes left in the half, Jacksonville extended their lead to 17-7 with a 53-yard field goal by Mike Hollis. The Steelers moved the ball between the 20s, but continued to have problems in the "redzone." Three second-half drives inside the Jaguars' 20 yielded just two field goals. WR Yancey Thigpen had a career-best six receptions for 160 yards.

PITTSBURGH	0	7	6	3	16
Jacksonville	7	10	3	0	20

Jax. 1-Tillman 10-yard pass from Brunell (Hollis kick)	4:42	(7-79)
Jax. 2-Stewart 6-yard run (Hollis kick)	1:52	(5-31)
Pitt. 2-Avery 18-yard pass from O'Donnell (Johnson kick)	3:39	(8-88)
Jax. 2-Hollis 53-yard field goal	1:26	(7-39)
Pitt. 3-Johnson 41-yard field goal	2:03	(5-24)
Jax. 3-Hollis 32-yard field goal	6:54	(12-66)
Pitt. 3-Johnson 19-yard field goal	2:48	(6-68)
Pitt. 4-Johnson 22-yard field goal	1:58	(6-48)

TEAM STATISTICS

	Steelers	Jaguars
First Downs-Rush.-Pass.-Pen.	16 (4-9-3)	176 (6-10-1)
Third & Fourth Down Efficiency	3-13 (23%)	3-14 (21%)
	0-2 (0%)	0-0 (0%)
Net Off. Ydg.-Plays-Avg.	348-57-6.1	267-63-4.2
Rush. Ydg.-Atts.-Avg.	66-22-3.0	96-29-3.3
Net Pass. Ydg.-Yds. Lost Att.	282 (0-0)	171 (4-18)
Passes-Comp.-Int.	35-19-0 (54%)	30-17-0 (57%)
Punt & Kickoff Return Yardage	134	85
Punts-No.-Avg.	5-42.0	8-48.5
Fumbles-No.-Lost	3-1	1-0
Penalties-No.-Yards	5-33	5-86
Time of Possession	27:59	32:01

INDIVIDUAL STATISTICS

Rushing—Steelers-Pegram 15-54, Morris 5-10, McAfee 1-2, O'Donnell 1-0. Jaguars-Stewart 19-44 (1 TD), Brunell 7-44, Maston 3-8.

Passing—Steelers-O'Donnell 35-19 (54%)-282, 1 TD. Jaguars-Brunell 30-17 (57%)-189, 1 TD.

Receiving—Steelers-Thigpen 6-160, Avery 5-44 (1 TD), Johnson 3-40, Bruener 2-14, Hasting 1-10, Hayes 1-7, McAfee 1-7. Jaguars-Jackson 6-94, Stewart 3-10, Griffith 2-42, Tillman 2-20 (1 TD), Mitchell 2-15, Keith 1-8, Maston 1-0.

Kickoff Returns—Steelers-Mills 5-102. Jaguars-Dunbar 2-32, Smith 1-20, Jackson 1-13.

Punt Returns—Steelers-Hastings 4-32. Jaguars-Howard 2-20.

Interceptions—Steelers-None. Jaguars-None.

Sacks—Steelers-Buckner .5-2.5, Greene 2.5-11.5, Lloyd 1-4.

CINCINNATI BENGALS 27, STEELERS 9

October 19 at Pittsburgh, 56,684 (2:52)

GAME 7

The Steelers had more "redzone" troubles and suffered their second straight division loss when they fell 27-9 to the Cincinnati Bengals. The Steelers gained 468 yards. In six trips inside the Bengals 20 yard line. Pittsburgh only made three field goals. The Bengals used big pass plays from Jeff Blake to Darnay Scott (47 yards) and Carl Pickens (41 yards) to take and hold their lead. Statistically, the Steelers dominated in most categories except the final score. During the game, Stark moved into third on the NFL's all-time list for punting yardage with 44,023 yards.

Cincinnati	0	10	14	3	27
STEELERS	0	3	3	3	9

Cin. 2-D. Scott 47-yard pass from Blake (Pelfrey kick)	2:22	(5-74)
Pitt. 2-N. Johnson 25-yard field goal	3:36	(7-58)
Cin. 2-D. Pelfrey 31-yard field goal	5:13	(10-60)
Cin. 3-T. McGee 12-yard pass from Blake (Pelfrey kick)	4:04	(8-65)
Pitt. 3-N. Johnson 28-yard field goal	3:07	(10-64)
Cin. 3-C. Pickens 41-yard pass from Blake (Pelfrey kick)	3:12	(5-60)
Pitt. 4-N. Johnson 38-yard field goal	4:47	(14-64)
Cin. 4-D. Pelfrey 23-yard field goal	7:06	(13-68)

TEAM STATISTICS

	Bengals	Steelers
First Downs-Rush.-Pass.-Pen.	18 (6-11-1)	24 (6-18-0)
Third & Fourth Down Efficiency	7-12 (58%)	8-16 (50%)
	0-0 (0%)	0-1 (0%)
Net Off. Ydg.-Plays-Avg.	368-51-7.2	468-75-6.2
Rush. Ydg.-Atts.-Avg.	93-29-3.2	121-22-5.5
Net Pass. Ydg.-Yds. Lost Att.	275 (0-0)	347 (1-12)
Passes-Comp.-Int.	22-18-0 (82%)	52-30-1 (58%)
Punt & Kickoff Return Yardage	61	122
Punts-No.-Avg.	3-45.0	1-46.0
Fumbles-No.-Lost	1-0	1-0
Penalties-No.-Yards	2-10	5-35
Time of Possession	27:47	32:13

INDIVIDUAL STATISTICS

Rushing—Bengals-Green 11-34, Blake 4-32, Bieriemy 10-27, Cothran 2-7, Joseph 1-3, Scott 1-(10). Steelers-Pegram 11-60, O'Donnell 3-24, Mills 1-17, Morris 5-16, McAfee 2-4.

Passing—Bengals-Blake 22-18 (82%) -275, 3 TD. Steelers-O'Donnell 52-30 (58%) -359, 1 Int.

Receiving—Bengals-Pickens 8-108 (1 TD), Scott 3-73 (1 TD), McGee 3-29 (1 TD), Dunn 2-43, Green 2-22. Steelers-Mills 8-91, Hastings 5-69, Thigpen 4-55, Johnson 4-34, McAfee 4-15, Pegram 3-39, Bruener 2-26, Hayes 1-21, Avery 1-9.

Kickoff Returns—Bengals-Dunn 2-40, Bieniemy 1-21. Steelers-Mills 5-104, Pegram 1-18.

Punt Returns—Bengals-None. Steelers-Hastings 1-0.

Interceptions—Bengals-Sawyer 1-0. Steelers-None.

Sacks—Bengals-Francis 1-12. Steelers-None.

STEELERS 24, JACKSONVILLE JAGUARS 7

October 29 at Pittsburgh, 54,516 (2:54)

GAME 8

The Pittsburgh Steelers pulled out all the stops against the visiting Jacksonville Jaguars and earned a 24-7 win. The Steelers lined SS Carnell Lake up at left cornerback, QB Neil O'Donnell lined up at wide receiver, QB/WR Kordell Stewart took his first snap under center, and they played a nickel defense for the first time in two years. After punting on their first possession, Pittsburgh took their second drive 10 plays and 83 yards capped by a six-yard Erric Pegram TD run. The offense outgained Jacksonville 246 total yards to 54 and took a 21-point halftime lead, while the defense forced the Jaguars to punt five times. The Steelers found a solution to their redzone problems. Four trips inside the opponent's 20 yielded three touchdowns and a field goal. Jacksonville got on the board with a third-quarter touchdown pass from Mark Brunell to Pete Mitchell. The Steelers added a fourth-quarter field goal. Jerry Olsavsky made his first start since injuring his knee 10/23/93. The defense featured two new and two players in new positions.

Jacksonville	0	0	7	0	7
STEELERS	7	14	0	3	24

Pitt. 1-E. Pegram 6-yard run (Johnson kick)	5:57	(10-83)
Pitt. 2-Y. Thigpen 15-yard pass from O'Donnell (Johnson kick)	0:07	(1-15)
Pitt. 2-J.L. Williams 6-yard pass from O'Donnell (Johnson kick)	5:15	(9-54)
Jax. 3-P. Mitchell 16-yard pass from Brunell (Hollis kick)	5:15	(10-69)
Pitt. 4-N. Johnson 36-yard field goal	2:28	(6-35)

TEAM STATISTICS

	Jaguars	Steelers
First Downs-Rush.-Pass.-Pen.	14 (4-9-1)	20 (9-9-2)
Third & Fourth Down Efficiency	2-14 (14%)	3-10 (30%)
	1-2 (50%)	0-0 (0%)
Net Off. Ydg.-Plays-Avg.	229-60-3.8	316-58-5.4
Rush. Ydg.-Atts.-Avg.	84-20-4.2	138-33-4.2
Net Pass. Ydg.-Yds. Lost Att.	145 (7-44)	178 (0-0)
Passes-Comp.-Int.	33-18-0 (55%)	25-17-0 (68%)
Punt & Kickoff Return Yardage	48	92
Punts-No.-Avg.	9-41.0	6-37.2
Fumbles-No.-Lost	2-1	2-1
Penalties-No.-Yards	8-67	6-59
Time of Possession	28:36	31:24

INDIVIDUAL STATISTICS

Rushing—Jaguars-Brunell 7-53, Dunbar 10-27, Stewart 1-5, Maston 2- (-1). Steelers-Pegram 19-84 (1 TD), Morris 3-19, Stewart 2-16, O'Donnell 6-10, Williams 3-9.

Passing—Jaguars-Brunell 33-18 (55%) -189, 1 TD. Steelers-O'Donnell 25-17 (68%) -178, 2 TD.

Receiving—Jaguars-Smith 4-54, Mitchell 4-48 (1 TD), Marsh 3-31, Stewart 2-14, Maston 2-12, Tillman 1-16, Jackson 1-1. Givins 1-3. Steelers-Thigpen 5-87 (1 TD), Pegram 4-38, Williams 4-28 (1 TD), Johnson 2-21, Hastings 1-4, Morris 1-0.

Kickoff Returns—Jaguars-Smith 4-30, Jackson 1-16. Steelers-Johnson 1-40, Mills 1-31.

Punt Returns—Jaguars-Givins 2-(-7), Tillman 1-9. Steelers-Hastings 5-21.

Interceptions—Jaguars-None. Steelers-None.

Sacks—Jaguars-None. Steelers-Buckner 1.5-11.5, Greene .5-3.5, Henry 1-2, Lake 1-0, Olsavsky 1-7, Seals 2-20.

STEELERS 37, CHICAGO BEARS 34

November 5 at Chicago, 61,838 (3:37)

GAME 9

The Steelers ended a Chicago jinx as they defeated the Bears 37-34 in overtime. It was the Steelers first win in Chicago in 12 tries. Pittsburgh came back after trailing the Bears three times, before winning on a 24-yard Norm Johnson field goal, the eighth game-winner of his career. The Steelers converted four first-half turnovers into 14 points to take a 17-10 lead at the half. The Bears controlled the third quarter, producing touchdowns after a Steelers' fumble and a stalled drive to take a 24-17 lead. Pittsburgh pulled within four on Johnson's second kick, but the Bears added a field goal of their own to take a seven-point advantage. Ernie Mills returned the ensuing kickoff 49 yards to set up a game-tying score. However, on the Steelers next possession Barry Minter intercepted Neil O'Donnell at the Pittsburgh two-yard line and returned it for a touchdown and a 34-27 Chicago lead. With 3:53 remaining in the game, O'Donnell hit seven of 10 passes for 86 yards, including the game-tying 10-yard touchdown strike to Ernie Mills. Bears' quarterback Erik Kramer threw his third interception of the day to Willie Williams to send the game to overtime. The Bears won the toss, but the Steelers' defense held Chicago to four plays. Pittsburgh responded with a 13-play, 63-yard drive that included three third-down conversions. With 8:19 elapsed in overtime, Johnson kicked a 24-yard field goal.

STEELERS	0	17	3	14	3	37
Chicago	3	7	14	10	0	34

Chi. 1-K. Butler 40-yard field goal	5:24	(10-53)
-------------------------------------	------	---------

Pitt. 2-E. Pegram 1-yard run (Johnson kick)	8:33	(14-72)
Chi. 2-C. Conway 6-yard pass from Kramer (Butler kick)	1:36	(3-26)
Pitt. 2-N. Johnson 40-yard field goal	5:26	(9-27)
Pitt. 2-E. Pegram 7-yard pass from O'Donnell (Johnson kick)	0:17	(3-4)
Chi. 3-T. Carter 12-yard pass from Kramer (Butler kick)	3:34	(7-32)
Chi. 3-R. Wetnight 14-yard pass from Kramer (Butler kick)	2:04	(4-39)
Pitt. 3-N. Johnson 46-yard field goal	3:06	(9-38)
Chi. 4-K. Butler 27-yard field goal	1:17	(5-21)
Pitt. 4-E. Pegram 6-yard run (Johnson kick)	2:31	(5-44)
Chi. 4-B. Minter 2-yard interception return (Butler kick)		
Pitt. 4-E. Mills 10-yard pass from O'Donnell (Johnson kick)	2:47	(11-65)
Pitt. 5-N. Johnson 24-yard field goal	7:16	(13-63)

TEAM STATISTICS

	Steelers	Bears
First Downs-Rush.-Pass.-Pen.	27 (8-17-2)	20 (5-13-2)
Third & Fourth Down Efficiency	12-21 (57%)	3-11 (27%)
	1-2 (50%)	1-1 (100%)
Net Off. Ydg.-Atts.-Avg.	383-89-4.3	343-58-5.9
Rush. Ydg.-Atts.-Avg.	85-32-2.7	120-29-4.1
Net Pass. Ydg.-Yds. Lost Att.	298 (5-43)	223 (1-5)
Passes-Comp.-Int.	52-34-2 (65%)	28-15-3 (54%)
Punt & Kickoff Return Yardage	177	179
Punts-No.-Avg.	3-29.3	3-35.7
Fumbles-No.-Lost	3-2	3-2
Penalties-No.-Yards	8-78	4-40
Time of Possession	40:25	27:54

INDIVIDUAL STATISTICS

Rushing—Steelers-Pegram 24-61 (2 TD), Williams 4-13, Mills 1-8, O'Donnell 1-2, Stewart 1-2, Thigpen 1-1, Bears-Salaam 21-63, Green 4-20, Johnson 2-18, Conway 1-18, Kramer 1-1.

Passing—Steelers-O'Donnell 52-34 (65%) -341, 2 TD, 2 Int. Bears-Kramer 28-15 (54%) -228, 3 TD, 3 Int.

Receiving—Steelers-Thigpen 10-108, Pegram 6-37 (1 TD), Johnson 4-52, Williams 4-17, Mills 3-49 (1 TD), Hastings 3-32, Hayes 2-14, Stewart 1-27, Bruener 1-5, Bears-Graham 5-111, Conway 4-55 (1 TD), Wetnight 2-21 (1 TD), Jennings 2-15, Timpson 1-14, Carter 1-12 (1 TD).

Kickoff Returns—Steelers-Mills 5-143, McAfee 2-32, Bears-Lewis 3-96, Timpson 3-57, Green 2-10.

Punt Returns—Steelers-Hastings 1-2, Bears-Graham 1-16.

Interceptions—Steelers-Lloyd 1-52, Perry 1-16, Williams 1-11, Bears-Minter 1-2 (1 TD), Marshall 1-0.

Sacks—Steelers-Seals 1-5, Bears-Lincoln 1-8, Zorich 1-11, Simpson 1-10, Flanigan 1-6, Thierry 1-8.

STEELERS 20, CLEVELAND BROWNS 3

November 13 at Pittsburgh, 58,675 (2:59)

GAME 10

After a sluggish first quarter, the Steelers offense began to click and the defense closed the door on the Cleveland Browns. The Steelers struck first with some razzle-dazzle as Kordell Stewart lined up at quarterback and Neil O'Donnell played wide receiver. Stewart found Ernie Mills as he streaked to the back left corner of the endzone to take a 7-0 lead. Cleveland marched to the goal line in the closing seconds of the half, but the defense held the Browns on a four-play goal-line stand and Cleveland had to settle for a field goal. After the half, Pittsburgh scored on three of their next five possessions and doubled their first half production. The Steelers defense limited Cleveland to just 10 yards in the second half (negative 9 yards net passing and 19 rushing yards). On the day, the defense allowed a season-low 120 yards.

Cleveland	0	3	0	0	3
STEELERS	0	7	6	7	20

Pitt. 2-E. Mills 2-yard pass from Stewart (Johnson kick)	6:46	(12-75)
Clev. 2-M. Stover 29-yard field goal	2:09	(10-53)
Pitt. 3-N. Johnson 38-yard field goal	2:58	(7-23)
Pitt. 3-N. Johnson 34-yard field goal	2:59	(5-15)
Pitt. 4-Y. Thigpen 9-yard pass from O'Donnell	4:06	(8-51)

TEAM STATISTICS

	Browns	Steelers
First Downs-Rush.-Pass.-Pen.	7 (1-5-1)	22 (7-12-3)
Third & Fourth Down Efficiency	1-10 (10%)	8-18 (44%)
	0-0 (0%)	1-1 (100%)
Net Off. Ydg.-Plays-Avg.	120-40-3.0	310-74-4.2
Rush. Ydg.-Atts.-Avg.	77-17-4.5	153-41-3.7
Net Pass. Ydg.-Yds. Lost Att.	43 (4-24)	157 (1-12)
Passes-Comp.-Int.	19-7-1 (37%)	31-17-0 (55%)
Punt & Kickoff Return Yardage	114	152
Punts-No.-Avg.	9-48.2	5-42.8
Fumbles-No.-Lost	2-0	0-0
Penalties-No.-Yards	12-89	6-46
Time of Possession	19:24	40:36

INDIVIDUAL STATISTICS

Rushing—Browns-Hoard 7-43, Byner 5-20, White 3-11, Zeier 2-3. Steelers-Pegram 26-112, Williams 6-20, Stewart 2-13, Morris 6-10, O'Donnell 1-(-2).

Passing—Browns-Zeier 19-7 (37%) -67, 1 Int. Steelers-O'Donnell 31-17 (55%) -167, 1 TD. Stewart 1-1 (100%) -2, 1 TD.

Receiving—Browns-Jackson 2-26, Rison 2-22, Byner 2-14, Kinchen 1-5. Steelers-Johnson 4-50, Pegram 4-22, Williams 2-26, Mills 2-22 (1 TD), Stewart 2-21, Hastings 2-9, Hayes 1-10, Thigpen 1-9 (1 TD).

Kickoff Returns—Browns-Alexander 5-89, Steelers-Mills 1-21.

Punt Returns—Browns-Alexander 2-14, McCardell 1-11. Steelers-Hastings 9-131.

Interceptions—Browns-None. Steelers-Lloyd 1-9.

Sacks—Browns-Footman 1-12. Steelers-Kirkland 1-7, Lloyd 2-15, Seals 1-2.

STEELERS 49, CINCINNATI BENGALS 31

November 19 at Cincinnati, 54,636 (3:29)

GAME 11

The Steelers rode into a shootout in "The Jungle" and came away with a 49-31 victory over the Cincinnati Bengals and their fourth straight win. The game looked like it might be a rout, but in the Bengals' favor. Cincinnati scored three touchdowns and a field goal on their first four possessions to take a 21-3 lead. Pittsburgh responded with a 42-yard touchdown pass from Neil O'Donnell to Ernie Mills. The two teams traded field goals before halftime and the Bengals commanded a 24-13 lead. The Bengals gained an 18 point advantage after Pittsburgh fumbled on the opening drive in the second half. The Steelers offense then took control and scored on five straight drives and the defense forced three punts and two turnovers on Cincinnati's next five possessions. The Bengals gained 185 total yards and 14 first downs in the first half, but settled for five first downs and 80 yards in the second half. Pittsburgh produced 340 yards in total offense (128 rushing, 212 passing) and 19 first downs in the second half. Forty-nine points in a game ranked sixth in team history and was the second most allowed in the history of Cincinnati. The Steelers returned from an 18-point deficit, their greatest comeback since 12/15/85 vs. Buffalo. Their 36 points in a half is the most since scoring earning 38 points in the first half versus San Diego 10/7/73.

STEELERS	3	10	15	21	49
Cincinnati	14	10	7	0	31

Cin. 1-D. Scott 4-yard pass from Blake (Pelfrey kick)	1:39	(5-35)
Pitt. 1-N. Johnson 50-yard field goal	3:23	(8-26)
Cin. 1-J. Blake 1-yard run (Pelfrey kick)	4:24	(8-68)
Cin. 2-C. Pickens 1-yard pass from Blake (Pelfrey kick)	3:43	(8-91)
Pitt. 2-E. Mills 42-yard pass from O'Donnell (Johnson kick)	4:10	(6-88)
Cin. 2-D. Pelfrey 27-yard field goal	2:45	(6-63)
Pitt. 2-N. Johnson 26-yard field goal	3:22	(8-51)
Cin. 3-T. McGee 20-yard pass from Blake (Pelfrey kick)	2:49	(4-33)
Pitt. 3-B. Morris 1-yard run (Johnson kick)	3:45	(7-62)
Pitt. 3-A. Hastings 15-yard pass from O'Donnell (Pegram 2 point conversion, run)	3:29	(9-83)
Pitt. 4-K. Stewart 71-yard pass from O'Donnell (Johnson kick)	1:07	(3-84)
Pitt. 4-B. Morris 3-yard run (Johnson kick)	3:18	(6-39)
Pitt. 4-B. Morris 8-yard run (Johnson kick)	2:48	(5-57)

TEAM STATISTICS

	Steelers	Bengals
First Downs-Rush.-Pass.-Pen.	28 (11-14-3)	19 (3-13-3)
Third & Fourth Down Efficiency	5-10 (50%)	3-10 (30%)
	0-1 (0%)	1-1 (100%)
Net Off. Ydg.-Plays-Avg.	556-86-8.4	265-55-4.8
Rush. Ydg.-Atts.-Avg.	191-33-5.8	57-21-2.7
Net Pass. Ydg.-Yds. Lost Att.	365 (2-12)	208 (3-24)
Passes-Comp.-Int.	31-24-0 (77%)	31-21-1 (68%)
Punt & Kickoff Return Yardage	143	191
Punts-No.-Avg.	1-34.0	4-40.0
Fumbles-No.-Lost	2-2	3-1
Penalties-No.-Yards	13-127	6-71
Time of Possession	33:34	26:26

INDIVIDUAL STATISTICS

Rushing—Steelers-Morris 16-101 (3 TD), Pegram 11-38, Mills 1-20, Stewart 1-15, McAfee 1-12, Lester 3-5. Bengals-Green 12-45, Blake 7-15 (1 TD), Cothran 1-1, Bieniemy 1-(-4).

Passing—Steelers-O'Donnell 31-24 (77%) -377, 3 TD, Stewart 0-0. Bengals-Blake 28-19 (68%) -217, 3 TD, Klingler 3-2 (67%) -15, 1 Int.

Receiving—Steelers-Thigpen 6-86, Mills 5-80 (1 TD), Bruener 4-32, Stewart 2-86 (1 TD), Williams 2-5, Johnson 1-33, Hayes 1-32, Hastings 1-15 (1 TD), Morris 1-6, Pegram 1-2. Bengals-Pickens 8-129 (1 TD), Scott 5-43 (1 TD), McGee 4-42 (1 TD), Bieniemy 2-7, Tuten 1-9, Green 1-2.

Kickoff Returns—Steelers-Mills 5-137, Johnson 1-7. Bengals-Dunn 5-90, Hill 2-75, Bieniemy 1-16, VonOelhoffen 1-10.

Punt Returns—Steelers-Hastings 1-(-1), Bengals-None.

Interceptions—Steelers-Seals 1-0. Bengals-None.

Sacks—Steelers-Lloyd 1-3, Greene 1-8, Gildon 1-13. Bengals-Collins 1-12, McDonald 1-0.



BRENDEN STAI – OG

68

HEIGHT– 6-4

WEIGHT– 305

COLLEGE– Nebraska

BIRTHDATE– March 30, 1972

BIRTHPLACE– Phoenix, Arizona

HOW ACQUIRED– Draft (3rd in 1995)

NFL EXPERIENCE–2nd Year

GAMES PLAYED-STARTED– '95 (16-9)

CAREER TOTALS: 16-9

PRO: Quick, agile lineman exceeded team's expectations as rookie . . . Used strength to dominate on run blocking and steadily improved pass protection . . . **1995:** One of 6 rookies to make 53-man roster and one of only 3 rookies to play every game . . . Began season as backup guard, but playing time increased throughout season . . . Got opportunity to start at RG for Justin Strzelczyk who moved to LT replacing John Jackson (knee) . . . Started final 9 games . . . Integral part of line that held opponents to 24 sacks as team set record with 592 pass attempts . . . Line allowed one sack per 24.7 pass attempts . . . Started both playoff games and Super Bowl XXX vs. Dallas (1/28) at RG.

COLLEGE: Played in Orange Bowl as Nebraska defeated Miami 24-17 for the 1994 College national title . . . All-America selection by Walter Camp and Football Writers Association . . . All-Big Eight Conference 1st-team honors . . . Started all year at LG and registered 109 knockdown blocks on team that won national rushing title with 340-yard average . . . Starting guard as junior . . . Missed final 4 games with fractured fibula and ankle dislocation . . . Average rushing total dropped by 41 yards during absence . . . Registered 64 knockdown blocks . . . Returned to action vs. Florida State in Orange Bowl. . . As sophomore, played behind all-America and Outland Trophy winner Will Shields (Kansas City Chiefs, 3rd-round in 1993) at RG . . . Was 91st player drafted overall.

PERSONAL: Married (Jennifer) with daughter Christina Cathleen (12-18-95) . . . Lives in Pittsburgh . . . All-CIF Southern Section as OT for Anaheim Esperanza (Cal.) High . . . Was team MVP and Empire Lineman of Year as senior . . . Played in California Shrine bowl . . . Also lettered in wrestling and track . . . Full name: Brenden Stai.



STEELERS 20, CLEVELAND BROWNS 17

November 26 at Cleveland, 67,269 (2:54)

GAME 12

The Steelers and the Browns met for the last time in Cleveland Stadium. True to the history of this series, the game wasn't decided until the 4th quarter. Pittsburgh forced turnovers on Cleveland's first two offensive plays and gained a 10-point advantage with a Norm Johnson field goal and a Mark Bruener touchdown reception. The Browns added a second-quarter field goal, but Pittsburgh took a 14-point lead with a Bam Morris touchdown. On their last drive before halftime, Cleveland marched 83 yards and Vinny Testaverde hit Michael Jackson for an 11-yard touchdown pass and pulled within seven. Cleveland opened the 2nd half with a 16 play, 73-yard drive to tie the game at 17-17. The Steelers responded with a 14-play, 70 yard drive of their own that ended with a 27-yard field goal by Norm Johnson in the fourth quarter. The Steelers' defense forced the Browns to punt on their next two series and then the vaunted Steelers' ground game came to life. Pittsburgh took over with 8:52 remaining in the game. They converted three of four third downs and Bam Morris had seven carries for 37 yards during a 16-play drive. The Steelers marched to the Browns' six-yard line before taking a knee to end the game. It was the Steelers sixth consecutive win over Cleveland, and their ninth sweep in the series.

STEELERS	10	7	0	3	20
Cleveland	0	10	7	0	17

Pitt. 1-N. Johnson 33-yard field goal	3:38	(8-9)
Pitt. 1-M. Bruener 12-yard pass from O'Donnell (Johnson kick)	0:47	(2-37)
Cle. 2-M. Stover 44-yard field goal	6:36	(13-54)
Pitt. 2-B. Morris 1-yard run (Johnson kick)	5:18	(9-61)
Cle. 2-M. Jackson 11-yard pass from Testaverde (Stover kick)	3:33	(13-83)
Cle. 3-V. Testaverde 1-yard run (Stover kick)	7:59	(16-73)
Pitt. 4-N. Johnson 27-yard field goal	7:08	(14-70)

TEAM STATISTICS

	Steelers	Browns
First Downs-Rush.-Pass.-Pen.	19 (8-11-0)	19 (5-13-1)
Third & Fourth Down Efficiency	7-15 (47%)	8-13 (62%)
	2-2 (100%)	1-1 (100%)
Net Off. Ydg.-Plays-Avg.	318-65-4.9	253-58-4.4
Rush. Ydg.-Atts.-Avg.	60-32-1.9	75-25-3.0
Net Pass. Ydg.-Yds. Lost Att.	258 (1-10)	178 (0-0)
Passes-Comp.-Int.	32-23-0 (72%)	33-20-2 (61%)
Punt & Kickoff Return Yardage	77	98
Punts-No.-Avg.	3-39.3	2-48.5
Fumbles-No.-Lost	0-0	3-1
Penalties-No.-Yards	6-25	1-10
Time of Possession	34:32	25:28

INDIVIDUAL STATISTICS

Rushing—Steelers-Morris 17-55 (1 TD), Pegram 8-6, O'Donnell 7-(-1). Browns-Hoard 14-49, Byner 8-27, Testaverde 2-(-1), Vardell 1-0.

Passing—Steelers-O'Donnell 30-21 (70%) -251, 1 TD, Stewart 2-2 (100%) -17. Browns-Testaverde 33-20 (61%) -178, 1 TD, 2 Int.

Receiving—Steelers-Thigpen 5-106, Bruener 5-34 (1 TD), Williams 4-14, Mills 2-41, Stewart 2-36, Pegram 2-11, Johnson 1-15, Hayes 1-6, Morris 1-5. Browns-Jackson 6-42 (1 TD), Rison 5-38, Byner 4-45, McCardell 2-23, Hoard 2-14, Kinchen 1-16.

Kickoff Returns—Steelers-Mills 2-55, Bruener 1-9, McAfee 1-6. Browns-Byner 3-61, Hunter 2-37.

Punt Returns—Steelers-Hastings 1-7. Browns-None.

Interceptions—Steelers-Oldham 1-12, Williams 1-10. Browns-None.

Sacks—Steelers-None. Browns-Burnett 1-10.

STEELERS 21, HOUSTON OILERS 7

December 3 at Pittsburgh, 56,013 (3:09)

GAME 13

The Pittsburgh Steelers produced two big plays in a defensive struggle, but they proved to be enough to defeat the Houston Oilers. Yancey Thigpen scored on a 33-yard touchdown reception in the closing seconds of the first quarter. Houston responded with a 76-yard strike from Chris Chandler to Chris Sanders in the second quarter. Pittsburgh moved to the Oilers' 26 yard line before the drive was stopped by an interception. The defense held the Oilers to five plays, when Neil O'Donnell and the offense took over with 1:40 remaining in the half. Six plays and 59 yards later, Neil found Mark Bruener for a seven-yard touchdown to take a 14-7 halftime lead. In nine second half possessions, Houston punted six times, had one drive end on downs and turned the ball over twice. Pittsburgh punted five times, but added a fourth quarter touchdown on a 30-yard run by Bam Morris to give the Steelers a 21-7 victory. The win, gave Pittsburgh Steelers their third division title in four years.

Houston	0	7	0	0	7
STEELERS	7	7	0	7	21

Pitt. 1-Y. Thigpen 33-yard pass from O'Donnell (Johnson kick)	0:52	(4-51)
---	------	--------

Hou. 2-C. Sanders 76-yard pass from Chandler (DelGreco kick)	0:10	(1-76)
Pitt. 2-M. Bruener 7-yard pass from O'Donnell (Johnson kick)	1:21	(6-59)
Pitt. 4-B. Morris 30-yard run (Johnson kick)	1:36	(4-55)

TEAM STATISTICS

	Oilers	Steelers
First Downs-Rush.-Pass.-Pen.	11 (3-8-0)	17 (6-9-2)
Third & Fourth Down Efficiency	2-16 (13%)	6-17 (35%)
Net Off. Ydg.-Plays-Avg.	248-66-3.8	358-72-5.0
Rush. Ydg.-Atts.-Avg.	74-27-2.7	153-30-5.1
Net Pass. Ydg.-Yds. Lost Att.	174 (6-33)	205 (2-4)
Passes-Comp.-Int.	33-17-1 (52%)	40-15 (38)
Punt & Kickoff Return Yardage	68	88
Punts-No.-Avg.	11-37.2	9-38.8
Fumbles-No.-Lost	2-1	3-2
Penalties-No.-Yards	5-42	6-39
Time of Possession	30:51	29:09

INDIVIDUAL STATISTICS

Rushing-Oilers-Thomas 20-56, McNair 4-18, Butts 2-1, Chandler 1-(-1). Steelers-Morris 18-102 (1 TD), Pegram 8-24, Hastings 1-14, Stewart 1-7, Williams 1-7, O'Donnell 1-(-1)

Passing-Oilers-Furrer 22-9 (41%) -96, 1 Int., Chandler 11-8 (73%) -111, 1 TD. Steelers-O'Donnell 39-15 (38%) -209 2 TD, 2 Int., Stewart 1-0 (0%) -0.

Receiving-Oilers-Jeffries 4-32, Wycheck 3-50, Thomas 3-6, Sanders 2-81 (1 TD), McNair 2-17, Russell 1-9, Hannah 1-8, Lewis 1-4. Steelers-Thigpen 6-94 (1 TD), Mills 2-47, Hastings 2-46, Williams 2-5, Johnson 1-15, Bruener 1-7 (1 TD).

Kickoff Returns-Oilers-Lundy 2-28, Bowden 1-6. Steelers-Mills 2-41

Punt Returns-Oilers-Hannah 4-34. Steelers-Hastings 6-47

Interceptions-Oilers-Cecil 1-13, Harris 1-0. Steelers-Perry 1-23.

Sacks-Oilers-Ford 1-4, Davidson 1-0. Steelers-Buckner 1-4, Gildon 1-2, Greene 1-8, Henry 1-2, Seals 1-6, Steed 1-11.

STEELERS 29, OAKLAND RAIDERS 10

December 10 at Oakland, 54,444 (3:02)

GAME 14

The Pittsburgh Steelers earned their first win in Oakland since 1974, and only their third win over the Raiders in 20 years. The NFL's number one ranked defense controlled the tempo of the game all afternoon and forced the Raiders to punt on five of seven possessions in the first half. A sixth drive ended in an interception by Greg Lloyd and a seventh ended with the half. The Steelers jumped out to a 20-7 lead with two TD passes to Ernie Mills and two Norm Johnson field goals. The Raiders only first-half score came from a Neil O'Donnell interception. Oakland's final score came on their first possession of the second half, when an Erric Pegram fumble at the Pittsburgh 37 yard line resulted in a 39-yard Jeff Jaeger field goal. Willie Williams (2) and Myron Bell combined for three second-half interceptions to stop other drives. The defense held the Raiders to 28 rushing yards, the lowest since holding the San Diego Chargers to 19 (20 attempts) Oct. 10, 1993.

STEELERS	7	13	3	6	29
Oakland	0	7	3	0	10

Pitt. 1-E. Mills 39-yard pass from O'Donnell (Johnson kick)	2:12	(6-84)
Oak. 2-N. Johnson 41-yard field goal	6:25	(16-69)
Oak. 2-A. Bruce 1-yard interception return		
Pitt. 2-N. Johnson 35-yard field goal	3:27	(7-15)
Pitt. 2-E. Mills 14-yard pass from O'Donnell (Johnson kick)	0:20	(4-40)
Oak. 3-J. Jaeger 39-yard field goal	2:19	(7-16)
Pitt. 3-N. Johnson 32-yard field goal	6:24	(11-54)
Pitt. 4-N. Johnson 20-yard field goal	7:17	(11-64)
Pitt. 4-N. Johnson 22-yard field goal	2:54	(5-12)

TEAM STATISTICS

	Steelers	Raiders
First Downs-Rush.-Pass.-Pen.	21 (8-11-2)	9 (1-8-0)
Third & Fourth Down Efficiency	6-14 (43%)	4-12 (33%)
Net Off. Ydg.-Plays-Avg.	355-77-4.6	190-55-3.7
Rush. Ydg.-Atts.-Avg.	144-44-3.3	28-15-1.9
Net Pass. Ydg.-Yds. Lost Att.	211 (2-19)	162 (0-0)
Passes-Comp.-Int.	31-15-1 (48%)	37-20-4 (54%)
Punt & Kickoff Return Yardage	105	166
Punts-No.-Avg.	3-43.0	6-43.3
Fumbles-No.-Lost	2-1	0-0
Penalties-No.-Yards	1-10	9-57
Time of Possession	37:28	22:32

INDIVIDUAL STATISTICS

Rushing-Steelers-Pegram 26-122, Morris 3-16, McAfee 6-7, Stewart 2-5, J.L. Williams 2-4, O'Donnell 1-1, Tomczak 3-1, Mills 1-(-12). Raiders-Williams 12-28, Fenner 1-1, Hobert 2-(-1).

Passing—Steelers-O'Donnell 31-15 (48%) -230, 2 TD, 1 int. Raiders-Hobert 37-20 (54%) -162, 0 TD, 4 int.

Receiving—Steelers-Mills 5-93 (2 TD), Thigpen 4-61, Hastings 4-50, Stewart 1-23, J.L. Williams 1-3. Raiders-Williams 6-18, Browns 5-56, Fenner 3-20, Hobbs 2-35, Ismail 1-19, Jett 1-7, Cash 1-5, Glover 1-2.

Kickoff Returns—Steelers-Mills 3-81. Raiders-Kaufman 7-151

Punt Returns—Steelers-Hastings 1-24. Raiders-Brown 1-15.

Interceptions—Steelers-W. Williams 2-28, Lloyd 1-24, Bell 1-0. Raiders-Bruce 1-1 (1 TD).

Sacks—Steelers-None. Raiders-Swilling 1.5-14.5, McGlockton .5-4.5.

STEELERS 41, NEW ENGLAND 27

December 16 at Pittsburgh, 57,158 (3:04)

GAME 15

For once, the Steelers came out on the plus side of a lopsided statistical battle by scoring 14 points in the closing minutes of the half and the final gun. The Patriots dominated the NFL's top ranked defense all day, but in the end, it was the defense that secured the win. With 2:15 remaining before halftime, New England had a 6-3 edge before the Steelers' offense marched 67 yards in 1:07 to take a 10-6 advantage. Then, with New England on the move, Ray Seals forced a Drew Bledsoe fumble that Brentson Buckner took 46 yards to the endzone for a 17-6 Steelers' halftime lead. The two teams traded touchdowns to open the second half. Patriots QB Drew Bledsoe found Ben Coates to end an 11-play, 83-yard drive. Pittsburgh's score came on a third down and four play, "Slash" Stewart broke free for a 22-yard rushing TD. The Patriots and the Steelers traded fourth-quarter scores before New England tied the game at 27-27 with a 22-yard touchdown run by Curtis Martin and a two-point conversion. With 1:37 remaining in the game, Neil O'Donnell hit Ernie Mills for a 62-yard touchdown to go up by 7 points. On the Patriots next possession, Greg Lloyd forced a Ben Coates fumble which Chris Oldham returned 23 yards for a touchdown. The Steelers won 41-27. Drew Bledsoe was the only QB to surpass the 300-yard mark vs. Pittsburgh this season.

New England	3	3	6	15	27
STEELERS	0	17	7	17	41

Pats. 1-M. Bahr 23-yard field goal 3:19 (10-56)

Pitt. 2-N. Johnson 32-yard field goal 4:09 (10-63)

Pats. 2-M. Bahr 22-yard field goal 7:08 (14-93)

Pitt. 2-Y. Thigpen 14-yard pass from O'Donnell (Johnson kick) 1:02 (7-67)

Pitt. 2-B. Buckner 46-yard fumble return (Johnson kick)

Pats. 3-B. Coates 6-yard pass from Bledsoe (Two-point attempt failed) 5:43 (11-83)

Pitt. 3-K. Stewart 22-yard run (Johnson kick) 2:23 (6-64)

Pats. 4-B. Coates 6-yard pass from Bledsoe (Bahr kick) 2:10 (8-41)

Pitt. 4-N. Johnson 32-yard field goal 4:13 (7-34)

Pats. 4-C. Martin 22-yard pass from Bledsoe (Meggett, two point conversion, pass) 3:14 (6-60)

Pitt. 4-E. Mills 62-yard pass from O'Donnell (Johnson kick) 0:28 (2-68)

Pitt. 4-C. Oldham 27-yard fumble return (Johnson kick)

TEAM STATISTICS

	Patriots	Steelers
First Downs-Rush.-Pass.-Pen.	28 (7-19-2)	14 (5-8-1)
Third & Fourth Down Efficiency	8-17 (47%)	3-11 (27%)
	1-1 (100%)	
Net Off. Ydg.-Plays-vg.	439-85 (5.2)	321-53 (6.1)
Rush. Ydg.-Atts.-Avg.	117-23 (5.1)	95-24 (4.0)
Net Pass. Ydg.-Yds. Lost Att.	322 (2-14)	226 (1-10)
Passes-Comp.-Int.	60-39-1 (65%)	28-16-1 (57%)
Punt & Kickoff Return Yardage	131	193
Punts-No.-Avg.	5-209 (41.8)	5-218 (43.6)
Fumbles-No.-Lost	2-2	0-0
Penalties-No.-Yards	5-54	5-43
Time of Possession	36:08	23:52

INDIVIDUAL STATISTICS

Rushing—Patriots-Martin 20-120, Meggett 2-(-2), Bledsoe 1-(-1), Steelers-Pegram 10-36, Stewart 4-25 (1 TD), McAfee 7-23, Mills 1-8, Williams 2-3.

Passing—Patriots-Bledsoe 60-39 (65%) -336, 3 TD, 1 Int. Steelers-O'Donnell 25-14 (56%) -195, 2 TD, 1 Int., Stewart 3-2 (67%) -41.

Receiving—Patriots-Coates 11-83 (2 TD), Martin 8-62 (1 TD), Brisby 7-99, Gash 3-24, Graham 3-24, Moore 3-24, Meggett 2-3, Burke 1-6, Bledsoe 1-(-9). Steelers-Thigpen 5-91 (1 TD), Mills 3-99 (1 TD), Hastings 3-16, Williams 2-11, Bruener 1-14, McAfee 1-3, Hayes 1-2.

Kickoff Returns—Patriots-Brown 4-83, Meggett 2-33, Gisler 1-8, Burke 1-7. Steelers-Mills 5-134, Greene 1-7.

Punt Returns—Patriots-Meggett 1-0. Steelers-Hastings 3-52.

Interceptions—Patriots-Brown 1-0. Steelers-Williams 1-0.

Sacks—Patriots-McGinnest 1-10. Steelers-Greene 1-6, Seals 1-8.

GREEN BAY 24, STEELERS 19

Dec. 24 at Green Bay, 60,649 (2:59)

GAME 16

The Steelers faced an aerial assault and responded with one of their. A win meant a division title for Green Bay and pride for the Steelers. It came down to an 80-yard drive and a Neil O'Donnell pass on fourth-down and five yards to go. On a day when Yancey Thigpen eclipsed the Steelers' all-time receiving mark, it was the pass he dropped in the endzone with 11 seconds remaining that determined the game. The Packers took advantage of a short field to gain the early lead on an Edgar Bennett rushing touchdown. Pittsburgh countered with a field goal, but the Packers added a second touchdown pass from Brett Favre to Robert Brooks. The Steelers offense came to life with a trademark two-minute drill. The team marched 70 yards on nine plays as Neil O'Donnell connected with Ernie Mills for an eight-yard score. The Pack cushioned their lead with a third quarter touchdown and a fourth quarter field goal. The Steelers responded with a Norm Johnson field goal and a Tim Lester touchdown to pull within five points (24-19). The defense forced a Green Bay punt and the offense took over at the Pittsburgh 20 to embark on a 19-play drive, but fell short. The loss ended the Steelers' winning streak at eight games.

STEELERS	0	10	3	6	19
Green Bay	0	14	7	3	24

G.B. 2-E. Bennett 9-yard run (Jacke kick)	2:47	(6-63)
Pitt. 2-N. Johnson 33-yard field goal	3:49	(8-37)
G.B. 2-R. Brooks 19-yard pass from Favre (Jacke kick)	3:07	(7-82)
Pitt. 2-E. Mills 8-yard pass from O'Donnell (Johnson kick)	1:36	(9-70)
G.B. 3-M. Chmura 1-yard pass from Favre (Jacke kick)	2:20	(5-32)
Pitt. 3-N. Johnson 25-yard field goal	6:14	(12-72)
G.B. 4-C. Jacke 47-yard field goal	4:46	(9-58)
Pitt. 4-T. Lester 2-yard run (Two-pt. attempt failed)	3:37	(8-67)

TEAM STATISTICS

	Steelers	Packers
First Downs-Rush.-Pass.-Pen.	27 (8-17-2)	19 (3-16-0)
Third & Fourth Down Efficiency	7-16 (44%)	4-9 (44%)
	2-4 (50%)	0-0 (0%)
Net Off. Ydg.-Plays-Avg.	398-80-5.0	359-54-6.6
Rush. Ydg.-Atts.-Avg.	84-24-3.5	64-19-3.4
Net Pass. Ydg.-Yds. Lost All.	314 (1-4)	295 (2-12)
Passes-Comp.-Int.	55-3-0 (60%)	33-24-0 (73%)
Punt & Kickoff Return Yardage	90	114
Punts-No.-Avg.	3-44.7	3-41.3
Fumbles-No.-Lost	0-0	2-1
Penalties-No.-Yards	1-5	5-38
Time of Possession	32:35	27:25

INDIVIDUAL STATISTICS

Rushing-Steelers-McAfee 17-62, O'Donnell 2-12, Lester 2-4 (1 TD), Stewart 2-3, Avery 1-3. Packers-Bennett 15-57 (1 TD), Favre 3-6, Levens 1-1.

Passing-Steelers-O'Donnell 55-33 (60%)-318, 1 TD, Packers-32-23 (72%)-301, 2 TD, McMahon 1-1 (100%)-1.

Receiving-Steelers-Hastings 7-97, Thigpen 6-80, Mills 6-58 (1 TD), Stewart 6-42, McAfee 4-12, Bruener 3-20, Avery 1-9. Packers-Brooks 11-137 (1 TD), Levens 4-63, Chmura 4-48 (1 TD), Ingram 3-47, Bennett 2-12.

Kickoff Returns-Steelers-Mills 4-77, McAfee 1-13, Packers-Freeman 3-62, Thomason 1-16, Jervey 1-11.

Punt Returns-Steelers-None, Packers-Freeman 3-25.

Interceptions-Steelers-None, Packers-None.

Sacks-Steelers-Greene 1-4, Gildon 1-8, Packers-Kuberski 1-4.

PITTSBURGH STEELERS MOST VALUABLE PLAYERS

1969 WR	Roy Jefferson	1983 PK	Gary Anderson
1970 DT	Joe Greene	1984 WR	John Stallworth
1971 LB	Andy Russell	1985 WR	Louis Lipps
1972 RB	Franco Harris	1986 LB	Bryan Hinkle
1973 WR	Ron Shanklin	1987 LB	Mike Merriweather
1974 S	Glen Edwards	1988 LB	David Little
1975 CB	Mel Blount		Rod Woodson
1976 LB	Jack Lambert	1989 WR	Louis Lipps
1977 QB	Terry Bradshaw	1990 CB	Rod Woodson
1978 QB	Terry Bradshaw	1991 LB	Greg Lloyd
1979 WR	John Stallworth	1992 RB	Barry Foster
1980 SS	Donnie Shell	1993 CB	Rod Woodson
1981 LB	Jack Lambert	1994 LB	Greg Lloyd
1982 CB	Dwayne Woodruff	1995 QB	Neil O'Donnell

AFC DIVISIONAL PLAYOFF GAME

STEELERS 40, BUFFALO BILLS 21

January 6 at Pittsburgh, 59,072 (3:19)

The Pittsburgh Steelers dealt the Buffalo Bills their first postseason loss in non-Super Bowl play with a 40-21 defeat in Three Rivers Stadium. Pittsburgh scored on five of their seven first-half possessions, including touchdowns by John L. Williams and Ernie Mills on their first two drives. Buffalo added a Thurman Thomas touchdown at 49 seconds before the half, but Pittsburgh closed the half with Norm Johnson's third field goal to take a 23-7 halftime lead. It seemed the game might turn into a rout when Pittsburgh marched to the Bills' four-yard line on the first possession of the second half, but the drive ended with a Greg Evans interception. The Steelers added a record fourth field goal by Norm Johnson in the third quarter to take a 19-point lead. Buffalo battled back with a touchdown pass from Alex Van Pelt to Tony Cline and a touchdown pass from Jim Kelly to Thurman Thomas to cut the lead to less than a touchdown with over 11 minutes remaining in the game. Pittsburgh responded with a 76-yard drive that included key third-down receptions by Yancey Thigpen for 21 yards and Andre Hastings for 17 yards. Bam Morris finished off the drive with a 13-yard TD run. Interceptions by Jerry Olsavsky and Levon Kirkland ended the Bills' next two drives, the latter at the Bills' 17-yard line. Four plays later, the Steelers added a second Bam Morris touchdown and gained a 40-21 advantage at the two-minute warning. The 40 points scored tied Steelers postseason game high (40, 12/19/76 at Baltimore). The offense ran 78 plays, second most all-time postseason, as the line allowed 0 sacks for the 12th time in Steelers postseason history.

Buffalo	0	7	7	7	21
STEELERS	7	16	3	14	40
Pitt. 1-J. L. Williams 1-yard run (Johnson kick)	5:31	(9-76)			
Pitt. 2-E. Mills 10-yard pass from O'Donnell (Johnson kick)	5:23	(10-58)			
Pitt. 2-N. Johnson 45-yard field goal	1:14	(5-16)			
Pitt. 2-N. Johnson 38-yard field goal	1:43	(4-8)			
Buff. 2-T. Thomas 1-yard run (Christie kick)	0:55	(4-49)			
Pitt. 2-N. Johnson 34-yard field goal	0:38	(5-53)			
Pitt. 3-N. Johnson 39-yard field goal	0:56	(4-4)			
Buff. 3-T. Cline 2-yard pass from Van Pelt (Christie kick)	2:00	(4-42)			
Buff. 4-T. Thomas 9-yard pass from Kelly (Christie kick)	2:46	(6-36)			
Pitt. 4-B. Morris 13-yard run (Johnson kick)	5:07	(9-76)			
Pitt. 4-B. Morris 2-yard run (Johnson kick)	1:48	(4-23)			

TEAM STATISTICS

	Bills	Steelers
First Downs-Rush.-Pass.-Pen.	18 (6-11-1)	23 (8-15-15)
Third & Fourth Down Efficiency	3-12 (25%)	5-16 (31%)
Net Off. Ydg.-Plays-Avg.	250-62-4.0	409-78-5.2
Rush. Ydg.-Atts.-Avg.	94-21-4.5	147-43-3.4
Net Pass. Ydg.-Yds. Lost Att.	156 (2-6)	262 (0-0)
Passes-Comp.-Int.	39-18-3 (46%)	35-19-2 (54%)
Punt & Kickoff Return Yardage	137	84
Punts-No.-Avg.	5-39.8	5-32.8
Fumbles-No.-Lost	3-1	1-0
Penalties-No.-Yards	5-25	5-41
Time of Possession	21:56	38:04

INDIVIDUAL STATISTICS

Rushing-Bills-Thomas 13-46 (1 TD), Tasker 1-40, Holmes 4-14, Van Pelt 2-8, Mohr 1-(-14). Steelers-Morris 25-106 (2 TD), Pegram 8-33, Stewart 1-5, J. L. Williams 4-3 (1 TD), Mills 1-3, O'Donnell 4-(-3).

Passing-Bills-Kelly 29-14 (48%)-135, 1 TD, 3 Int. Van Pelt 10-4 (40%)-27, 1 TD. Steelers - O'Donnell 35-19 (54%)-262, 1 TD, 2 Int.

Receiving-Bills-L. Johnson 5-28, Cline 3-36 (1 TD), Brooks 3-28, Thomas 3-12 (1 TD), Tasker 2-38, Reed 2-20. Steelers - Mills 5-66 (1 TD), Thigpen 3-77, Hastings 3-39, Stewart 2-27, Pegram 2-21, Morris 2-7, Hayes 1-17, J. L. Williams 1-8.

Kickoff Returns-Bills-Holmes 7-110, Tindale 1-23. Steelers-Mills 3-51, McAfee 1-20.

Punt Returns-Bills-Tasker 3-4. Steelers - Hastings 2-13.

Interceptions-Bills-Evans 1-19, Darby 1-3. Steelers - Olsavsky 1-5, Kirkland 1-4, Lake 1-3.

Sacks-Bills-None. Steelers - Lloyd .5-0, Steed .5-0, Greene 1-6.

AFC CHAMPIONSHIP GAME

STEELERS 20, INDIANAPOLIS COLTS 16

January 14 at Pittsburgh, 61,062 (2:59)

The Pittsburgh Steelers exorcised the demons of last season's American Football Conference Championship game with a 20-16 heart-stopper over the Indianapolis Colts to advance to the Super Bowl. For the second straight year it was a pass on the game's final play that determined Pittsburgh's Super Bowl future. A Hail Mary pass by Colts' quarterback Jim Harbaugh to Aaron Bailey was batted away by DB Randy Fuller to send the Steelers to Arizona. The game was reminiscent of last season's championship game. The Steelers had a 10-6 advantage at halftime with 5-yard TD reception from Neil O'Donnell to Kordell Stewart in the closing seconds of the half and a first quarter Norm Johnson field goal. The Colts' scoring came from the foot of kicker Cary Blanchard. Indianapolis added a third field goal on their opening drive in the third quarter to pull within one point. The Steelers countered with a second Norm Johnson field goal, but found themselves behind 16-13 after Jim Harbaugh hit Floyd Turner for a 47-yard TD strike with 8:46 remaining in the game. The Steelers and the Colts traded punts as the clock slipped to 3:03 and Pittsburgh took over the ball at their 33-yard line. After a fourth-down reception by Andre Hastings, O'Donnell hit Ernie Mills along the right sideline for a 37-yard gain to advance to the Colts' one-yard line. Two plays later, Bam Morris punched in the go-ahead touchdown. However, the Colts weren't ready to be corralled. Starting at their own 16-yard line, Jim Harbaugh led Indianapolis to the Pittsburgh 29-yard line before throwing the "Hail Mary" pass with just five seconds left in the game.

Indianapolis	3	3	3	7	16
STEELERS	3	7	3	7	20

Ind. 1-C. Blanchard 34-yard field goal	1:58	(4-7)
Pitt. 1-N. Johnson 31-yard field goal	5:53	(11-40)
Ind. 2-C. Blanchard 36-yard	4:42	(10-61)
Pitt. 2-K. Stewart 5-yard pass O'Donnell (Johnson kick)	7:27	(17-80)
Ind. 3-C. Blanchard 37-yard field goal	5:03	(10-61)
Pitt. 3-N. Johnson 36-yard field goal	3:17	(7-44)
Ind. 4-F. Turner 47-yard pass from Harbaugh (Blanchard kick)	2:11	(4-70)
Pitt. 4-B. Morris 1-yard run (Johnson kick)	1:29	(8-67)

TEAM STATISTICS

	Colts	Steelers
First Downs-Rush.-Pass.-Pen.	16 (4-12-0)	21 (6-12-3)
Third & Fourth Down Efficiency	5-15 (33%)	6-14 (43%)
	1-1 (100%)	1-1 (100%)
Net Off. Ydg.-Plays-Avg	186-50-3.7	285-66-4.3
Rush. Ydg.-Atts.-Avg	83-23-3.6	80-24-4.3
Net Pass. Ydg.-Yds. Lost Att.	245 (3-22)	205 (1-0)
Passes-Comp.-Int.	34-21-0 (62%)	41-25-1 (61%)
Punt & Kickoff Return Yardage	75	149
Punts-No.-Avg.	4-50.0	4-38.8
Fumbles-No.-Lost	1-0	0-0
Penalties-No.-Yards	5-57	4-25
Time of Possession	30:36	29:24

INDIVIDUAL STATISTICS

Rushing-Colts-Warren 15-53, Harbaugh 6-29, Crockett 1-2, Humphrey 1-(-1). Steelers-Pegram 10-46, Stewart 4-12, Morris 7-9, J. L. Williams 1-6, Mills 1-5, O'Donnell 1-2.

Passing-Colts-Harbaugh 33-21 (64%)-267, 1 TD, Warren 1-0 (0%)-0. Steelers-O'Donnell 41-25 (61%)-205, 1 TD, 1 Int.

Receiving-Colts-Dawkins 7-96, Warren 7-37, Turner 3-73, Crockett 2-22, Dilger 1-30, Bailey 1-9. Steelers-Thigpen 6-65, J.L. Williams 4-21, Morris 4-11, Mills 3-52, Hastings 3-21, Stewart 2-18, Holliday 1-8, Bruener 1-6, Pegram 1-3.

Kickoff Returns-Colts-A. Bailey 4-70. Steelers-Mills 4-96.

Punt Returns-Colts-R. Buchanan 1-5. Steelers-Hastings 3-53.

Interceptions-Colts-Herrod 1-17. Steelers-None.

Sacks-Colts-McCoy 1-0, Steelers-Lloyd 1.5-12.5, Greene .5-4.5, Brown .5-

SUPER BOWL XXX

DALLAS COWBOYS 27, STEELERS 17

January 28 at Tempe, 76,347 (3:24)

The Steelers struggled early and fell behind 13-0. Twice the Cowboys got within 25 yards of the goal line but were stopped with only field goals. With time 3:52 remaining in the half, Pittsburgh took advantage of good field position to march 54 yards in 13 plays. During the drive, the Steelers converted three third downs and Kordell Stewart converted on fourth and one yard to keep the drive alive. With 17 seconds remaining Neil O'Donnell hit Yancey Thigpen for a six-yard touchdown strike to pull the Steelers within a touchdown. The second half was all Pittsburgh as the defense moved in high gear. After allowing Emmitt Smith 40 yards in 11 carries, the Steelers held the NFL's leading rusher to just nine yards on his next seven rushes. The Cowboys earned only 5 first down, made no third-down conversions, and gained just 61 yards in the second half. The Steelers came to life with 201 second-half yards. An O'Donnell interception led to an Emmitt Smith touchdown in third quarter and the Cowboys took a 20-7 lead. Pittsburgh responded in the fourth quarter with an 11-play, 52-yard drive to add a Norm Johnson 46-yard field goal. Then the surprise play of the day came when Cowher called for an onside kick which was recovered by Deon Figures at the Pittsburgh 48 yard line. Nine plays later, the Super Bowl's leading rusher Bam Morris got the score. With 6:36 remaining, Pittsburgh had pulled within three, 20-17. The defense held Dallas to five plays on their next possession. But a O'Donnell interception by Larry Brown sealed the Dallas win as Smith added his second touchdown.

Dallas	10	3	7	7	27
STEELERS	0	7	0	10	17

Dal. 1 - C.Boniol 42-yard field goal	2:55	(7-47)
Dal. 1 - J.Novacek 3-yard pass from T.Aikman (Boniol kick)	4:35	(8-75)
Dal. 2 - C.Boniol 35-yard field goal	8:44	(14-62)
Pitt. 2 - Y.Thigpen 6-yard pass from N.O'Donnell (Johnson kick)	3:39	(13-54)
Dal. 3 - E.Smith 1-yard run (Boniol kick)	0:36	(2-18)
Pitt. 4 - N.Johnson 46-yard field goal	4:13	(11-52)
Pitt. 4 - B.Morris 1-yard run (Johnson kick)	4:44	(9-52)
Pitt. 4 - E.Smith 4-yard run (Boniol kick)	0:18	(2-6)

TEAM STATISTICS

	Cowboys	Steelers
First Downs—Rush.—Pass.—Pen.	15(5-10-0)	25(9-15-1)
Third & Fourth Down Efficiency	2-10(20%)	9-19(47%)
	1-1(100%)	2-4(50%)
Net Off. Ydg.—Plays—Avg.	254-50-5.1	310-84-3.7
Rush. Ydg.—Atts.—Avg.	56-25-2.2	103-31-3.1
Net Pass. Ydg.—Yds. Lost Att.	198(2-11)	207(4-32)
Passes—Comp.—Int.	23-15-0(65%)	49-28-3(57%)
Punt & Kickoff Return Yardage	48	114
Punts—No.—Avg.	5-38.2	4-44.8
Fumbles—No.—Lost	0-0	2-0
Penalties—No.—Yards	5-25	2-15
Time of Possession	26:11	33:49

INDIVIDUAL STATISTICS

Rushing—Cowboys - Smith 18-49 (2 TD), Johnston 2-8, Williams 1-2, Aikman 4-(-3). Steelers - Morris 19-73 (1 TD), Pegram 6-15, Stewart 4-15, O'Donnell 1-0, J.L.Williams 1-0.

Passing—Cowboys - Aikman 23-15 (65%)-209, 1 TD. Steelers - O'Donnell 49-28 (57%)-239, 1 TD, 3 Int.

Receiving—Cowboys - Irvin 5-76, Novacek 5-50 (1 TD), Williams 2-29, Sanders 1-47, Johnston 1-4, Smith 1-3. Steelers - Hastings 10-98, Mills 8-78, Thigpen 3-19, Morris 3-18, Holliday 2-19, J.Williams 2-7.

Kickoff Returns—Cowboys - Williams 2-24, Marion 1-13, Steelers - Mills 4-79, McAfee 1-17.

Punt Returns—Cowboys - Sanders 1-11. Steelers - Hastings 2-18.

Interceptions—Cowboys - Brown 2-77, Marion 1-0. Steelers - None.

Sacks—Cowboys - Hennings 2-13, Haley 1-10, Tolbert 1-9. Steelers - Kirkland 1-8, Seals 1-3.

100-YARD RUSHERS IN POSTSEASON

158	Franco Harris	1-12-75	vs	Minnesota*	[W 16- 6]
153	Franco Harris	12-27-75	vs	Baltimore	[W 28-10]
133	Barry Foster	1-7-95	vs	Cleveland	[W 29- 9]
132	Franco Harris	12-19-76	at	Baltimore	[W 40-14]
120	Merril Hoge	1-7-90	vs	Denver	[W 23-24]
111	Franco Harris	12-29-74	at	Oakland	[W 24-13]
106	Bam Morris	1-6-96	vs	Buffalo	[W 40-21]
105	Franco Harris	12-30-78	vs	Denver	[W 33-10]
104	Barry Foster	1-9-93	vs	Buffalo	[W 3-24]
100	Merril Hoge	12-31-89	vs	Houston	[W 26-23]

*Super Bowl Game

63 YEARS WITH THE STEELERS

1995

BILL COWHER, Head Coach

Steelers Opp.

9/ 3	Detroit	23	20	[W]
9/10	at Houston	34	17	[W]
9/18	at Miami	10	23	[L]
9/24	Minnesota	24	44	[L]
10/ 1	San Diego	31	16	[W]
10/ 8	at Jacksonville	16	20	[L]
10/19	Cincinnati	9	27	[L]
10/29	Jacksonville	24	7	[W]
11/ 5	at Chicago (OT)	37	34	[W]
11/13	Cleveland	20	3	[W]
11/19	at Cincinnati	49	31	[W]
11/26	at Cleveland	20	17	[W]
12/ 3	Houston	21	7	[W]
12/10	at Oakland	29	10	[W]
12/16	New England	41	27	[W]
12/24	at Green Bay	19	24	[L]

Won 11, Lost 5 (H 6-2, A 5-3) 407 327

AFC Playoff Game

1/ 6	Buffalo	40	21	[W]
------	---------	----	----	-----

AFC Championship Game

1/14	Indianapolis	20	16	[W]
------	--------------	----	----	-----

Super Bowl XXX

1/28	Dallas	17	27	[L]
------	--------	----	----	-----

1994

BILL COWHER, Head Coach

Steelers Opp.

9/ 4	Dallas	9	26	[L]
9/11	at Cleveland	17	10	[W]
9/18	Indianapolis	31	21	[W]
9/25	at Seattle	13	30	[L]
10/ 3	Houston	30	14	[W]
10/16	Cincinnati	14	10	[W]
10/23	at New York Giants	10	6	[W]
10/30	at Arizona (OT)	17	20	[L]
11/ 6	at Houston (OT)	12	9	[W]
11/14	Buffalo	23	10	[W]
11/20	Miami (OT)	16	13	[W]
11/27	at L.A. Raiders	21	3	[W]
12/ 4	at Cincinnati	38	15	[W]
12/11	Philadelphia	14	3	[W]
12/18	Cleveland	17	7	[W]
12/24	at San Diego	34	37	[L]

Won 12, Lost 4 (H 7-1, A 5-3) 316 234

AFC Playoff Game

1/ 7	Cleveland	29	9	[W]
------	-----------	----	---	-----

AFC Championship Game

1/15	San Diego	13	17	[L]
------	-----------	----	----	-----

1993

BILL COWHER, Head Coach

Steelers Opp.

9/ 5	San Francisco	13	24	[L]
9/12	at Los Angeles Rams	0	27	[L]
9/19	Cincinnati	34	7	[W]
9/27	at Atlanta	45	17	[W]
10/ 3	AFC Central idle			
10/10	San Diego	16	3	[W]
10/17	New Orleans	37	14	[W]
10/24	at Cleveland	23	28	[L]
10/31	AFC Central idle			
11/ 7	at Cincinnati	24	16	[W]
11/15	Buffalo	23	0	[W]
11/21	at Denver	13	37	[L]
11/28	at Houston	3	23	[L]
12/ 5	New England	17	14	[W]
12/13	at Miami	21	20	[W]
12/19	Houston	17	26	[L]
12/26	at Seattle	6	16	[L]
1/ 2	Cleveland	16	9	[W]

Won 9, Lost 7 (H 6-2, A 3-5) 308 281

AFC Wild Card Playoff Game

1/ 8	at Kansas City (OT)	24	27	[L]
------	---------------------	----	----	-----

1992

BILL COWHER, Head Coach

Steelers Opp.

9/ 6	at Houston	29	24	[W]
9/13	New York Jets	27	10	[W]

9/20	at San Diego	23	6	[W]
9/27	at Green Bay	3	17	[L]
10/ 4	AFC Central idle			
10/11	at Cleveland	9	17	[L]
10/19	Cincinnati	20	0	[W]
10/25	at Kansas City	27	3	[W]
11/ 1	Houston	21	20	[W]
11/ 8	at Buffalo	20	28	[L]
11/15	Detroit	17	14	[W]
11/22	Indianapolis	30	14	[W]
11/29	at Cincinnati	21	9	[W]
12/ 6	Seattle	20	14	[W]
12/13	at Chicago	6	30	[L]
12/20	Minnesota	3	6	[L]
12/27	Cleveland	23	13	[W]

Won 11, Lost 5 (H 7-1, A 4-4) 299 225

AFC Playoff Game

1/ 9	Buffalo	3	24	[L]
------	---------	---	----	-----

1991

CHUCK NOLL, Head Coach

Steelers Opp.

9/ 1	San Diego	26	20	[W]
9/ 8	at Buffalo	34	52	[L]
9/15	New England	20	6	[W]
9/22	at Philadelphia	14	23	[L]
9/29	AFC Central idle			
10/ 6	at Indianapolis	21	3	[W]
10/14	New York Giants	20	23	[L]
10/20	Seattle	7	27	[L]
10/27	at Cleveland	14	17	[L]
11/ 3	at Denver	13	20	[L]
11/10	at Cincinnati (OT)	33	27	[W]
11/17	Washington	14	41	[L]
11/24	Houston	26	14	[W]
11/28	at Dallas	10	20	[L]
12/ 8	at Houston	6	31	[L]
12/15	Cincinnati	17	10	[W]
12/22	Cleveland	17	10	[W]

Won 7, Lost 9 (H 5-3, A 2-6) 292 344

1990

CHUCK NOLL, Head Coach

Steelers Opp.

9/ 9	at Cleveland	3	13	[L]
9/16	Houston	20	9	[W]
9/23	at L.A. Raiders	3	20	[L]
9/30	Miami	6	28	[L]
10/ 7	San Diego	36	14	[W]
10/14	at Denver	34	17	[W]
10/21	at San Francisco	7	27	[L]
10/29	L.A. Rams	41	10	[W]
11/ 4	Atlanta	21	9	[W]
11/11	AFC Central idle			
11/18	at Cincinnati	3	27	[L]
11/25	at New York Jets	24	7	[W]
12/ 2	Cincinnati	12	16	[L]
12/ 9	** New England	24	3	[W]
12/16	at New Orleans	9	6	[W]
12/23	Cleveland	35	0	[W]
12/30	at Houston	14	34	[L]

Won 9, Lost 7 (H 6-2, A 3-5) 292 240

**Noll's 200th win

1989

CHUCK NOLL, Head Coach

Steelers Opp.

9/10	Cleveland	0	51	[L]
9/17	at Cincinnati	10	41	[L]
9/24	Minnesota	27	14	[W]
10/ 1	at Detroit	23	3	[W]
10/ 8	Cincinnati	16	26	[L]
10/15	at Cleveland	17	7	[W]
10/22	at Houston	0	27	[L]
10/29	Kansas City	23	17	[W]
11/ 5	at Denver	7	34	[L]
11/12	Chicago	0	20	[L]
11/19	San Diego	20	17	[W]
11/26	at Miami	34	14	[W]
12/ 3	Houston	16	23	[L]
12/10	at New York Jets	13	0	[W]
12/17	New England	28	10	[W]

12/24 at Tampa Bay 31 22 [W]
Won 9, Lost 7 (H 4-4, A 5-3) 265 326

AFC Wild Card Playoff Game

12/31 at Houston (OT) 26 23 [W]

AFC Playoff Game

1/ 7 at Denver 23 24 [L]

1988

CHUCK NOLL, Head Coach

	Steelers	Opp.
9/ 4 Dallas	24	21 [W]
9/11 at Washington	29	30 [L]
9/18 Cincinnati	12	17 [L]
9/25 at Buffalo	28	36 [L]
10/ 2 Cleveland	9	23 [L]
10/ 9 at Phoenix	14	31 [L]
10/16 Houston	14	34 [L]
10/23 Denver	39	21 [W]
10/30 at New York Jets ...	20	24 [L]
11/ 6 at Cincinnati	7	42 [L]
11/13 Philadelphia	26	27 [L]
11/20 at Cleveland	7	27 [L]
11/27 Kansas City	16	10 [W]
12/ 4 at Houston	37	34 [W]
12/11 at San Diego	14	20 [L]
12/18 Miami	40	24 [W]

Won 5, Lost 11 (H 4-4, A 1-7) 336 421

1987

CHUCK NOLL, Head Coach

	Steelers	Opp.
9/13 San Francisco ...	30	17 [W]
9/20 at Cleveland	10	34 [L]
9/27 New York Jets ...	(Cancelled)	
10/ 4 at Atlanta	28	12 [W]
10/11 at Los Angeles Rams 21	31 [L]	
10/18 Indianapolis	21	7 [W]
10/25 Cincinnati	23	20 [W]
11/ 1 at Miami	24	35 [L]
11/ 8 at Kansas City	17	16 [W]
11/15 Houston	3	23 [L]
11/22 at Cincinnati	30	16 [W]
11/29 New Orleans	16	20 [L]
12/ 6 Seattle	13	9 [W]
12/13 at San Diego	20	16 [W]
12/20 at Houston	16	24 [L]
12/26 Cleveland	13	19 [L]

Won 8, Lost 7 (H 4-3, A 4-4) 285 299

1986

CHUCK NOLL, Head Coach

	Steelers	Opp.
9/ 7 at Seattle	0	30 [L]
9/15 Denver	10	21 [L]
9/21 at Minnesota	7	31 [L]
9/28 at Houston (OT)	22	16 [W]
10/ 5 Cleveland	24	27 [L]
10/13 at Cincinnati	22	24 [L]
10/19 New England	0	34 [L]
10/26 Cincinnati	30	9 [W]
11/ 2 Green Bay	27	3 [W]
11/ 9 at Buffalo	12	16 [L]
11/16 Houston	21	10 [W]
11/23 at Cleveland (OT) ...	31	37 [L]
11/30 at Chicago (OT)	10	13 [L]
12/ 7 Detroit	27	17 [W]
12/13 at New York Jets ...	45	24 [W]
12/21 Kansas City	19	24 [L]

Won 6, Lost 10 (H 4-4, A 2-6) 307 336

1985

CHUCK NOLL, Head Coach

	Steelers	Opp.
9/ 8 Indianapolis	45	3 [W]
9/16 at Cleveland	7	17 [L]
9/22 Houston	20	0 [W]
9/30 Cincinnati	24	37 [L]
10/ 6 at Miami	20	24 [L]
10/13 at Dallas	13	27 [L]
10/20 St. Louis	23	10 [W]
10/27 at Cincinnati	21	26 [L]
11/ 3 Cleveland	10	9 [W]
11/10 at Kansas City	36	28 [W]
11/17 at Houston	30	7 [W]
11/24 Washington	23	30 [L]
12/ 1 Denver	23	31 [L]
12/ 8 at San Diego	44	54 [L]

12/15 Buffalo 30 24 [W]
 12/21 at New York Giants . 10 28 [L]
Won 7, Lost 9 (H 5-3, A 2-6) 379 355

1984

CHUCK NOLL, Head Coach

	Steelers	Opp.
9/ 2 Kansas City	27	37 [L]
9/ 6 at New York Jets ...	23	17 [W]
9/16 Los Angeles Rams 24	14 [W]	
9/23 at Cleveland	10	20 [L]
10/ 1 ** Cincinnati	38	17 [W]
10/ 7 Miami	7	31 [L]
10/14 at San Francisco ...	20	17 [W]
10/21 at Indianapolis	16	17 [L]
10/28 Atlanta	35	10 [W]
11/ 4 Houston	35	7 [W]
11/11 at Cincinnati	20	22 [L]
11/19 at New Orleans	24	27 [L]
11/25 San Diego	52	24 [W]
12/ 2 at Houston (OT)	20	23 [L]
12/ 9 Cleveland	23	20 [W]
12/16 at L.A. Raiders	13	7 [W]

Won 9, Lost 7 (H 6-2, A 3-5) 387 310

***Noll's 150th win*

AFC Playoff Game

12/30 at Denver 24 17 [W]

AFC Championship Game

1/ 6 at Miami 28 46 [L]

1983

CHUCK NOLL, Head Coach

	Steelers	Opp.
9/ 4 Denver	10	14 [L]
9/11 at Green Bay	25	21 [W]
9/18 at Houston	40	28 [W]
9/25 New England	23	28 [L]
10/ 2 Houston	17	10 [W]
10/10 at Cincinnati	24	14 [W]
10/16 Cleveland	44	17 [W]
10/23 at Seattle	27	21 [W]
10/30 Tampa Bay	17	12 [W]
11/ 6 San Diego	26	3 [W]
11/13 at Baltimore	24	13 [W]
11/20 Minnesota	14	17 [L]
11/24 at Detroit	3	45 [L]
12/ 4 Cincinnati	10	23 [L]
12/10 at New York Jets ...	34	7 [W]
12/18 at Cleveland	17	30 [L]

Won 10, Lost 6 (H 4-4, A 6-2) 355 303

AFC Playoff Game

1/ 1 at L.A. Raiders 10 36 [L]

1982

CHUCK NOLL, Head Coach

	Steelers	Opp.
9/13 at Dallas	36	28 [W]
9/19 Cincinnati (OT) ..	26	20 [W]
9/26 New York Giants .	(Cancelled)	
10/ 3 at Denver	(Cancelled)	
10/11 Philadelphia	(Cancelled)	
10/17 at Washington	(Cancelled)	
10/24 Cleveland	(Postponed)	
10/31 at Cincinnati	(Cancelled)	
11/ 7 Houston	(Cancelled)	
11/14 New York Jets ...	(Cancelled)	
11/21 at Houston	24	10 [W]
11/28 at Seattle	0	16 [L]
12/ 5 Kansas City	35	14 [W]
12/12 at Buffalo	0	13 [L]
12/19 at Cleveland	9	10 [L]
12/26 New England	37	14 [W]
1/ 2 Cleveland	37	21 [W]

Won 6, Lost 3 (H 4-0, A 2-3) 204 146

AFC Tournament

1/ 9 San Diego 28 31 [L]

1981

CHUCK NOLL, Head Coach

	Steelers	Opp.
9/ 6 Kansas City	33	37 [L]
9/10 at Miami	10	30 [L]
9/20 New York Jets ...	38	10 [W]
9/27 New England (OT) ..	27	21 [W]
10/ 4 at New Orleans	20	6 [W]
10/11 Cleveland	13	7 [W]

10/18 at Cincinnati	7	34	[L]
10/26 Houston	26	13	[W]
11/ 1 San Francisco	14	17	[L]
11/ 8 at Seattle	21	24	[L]
11/15 at Atlanta	34	20	[W]
11/22 at Cleveland	32	10	[W]
11/29 Los Angeles	24	0	[W]
12/ 7 at Oakland	27	30	[L]
12/13 Cincinnati	10	17	[L]
12/20 at Houston	20	21	[L]
Won 8, Lost 8 (H 5-3, A 3-5)	356	297	

1980

CHUCK NOLL, Head Coach

	Steelers	Opp.	
9/ 7 Houston	31	17	[W]
9/14 at Baltimore	20	17	[W]
9/21 at Cincinnati	28	30	[L]
9/28 Chicago	38	3	[W]
10/ 5 at Minnesota	23	17	[W]
10/12 Cincinnati	16	17	[L]
10/20 Oakland	34	45	[L]
10/26 at Cleveland	26	27	[L]
11/ 2 Green Bay	22	20	[W]
11/ 9 at Tampa Bay	24	21	[W]
11/16 Cleveland	16	13	[W]
11/23 at Buffalo	13	28	[L]
11/30 Miami	23	10	[W]
12/ 4 at Houston	0	6	[L]
12/14 Kansas City	21	16	[W]
12/22 at San Diego	17	26	[L]
Won 9, Lost 7 (H 6-2, A 3-5)	352	313	

1979

CHUCK NOLL, Head Coach

	Steelers	Opp.	
*9/ 3 at New England (OT)	16	13	[W]
9/ 9 Houston	38	7	[W]
9/16 at St. Louis	24	21	[W]
9/23 Baltimore	17	13	[W]
9/30 at Philadelphia	14	17	[L]
10/ 7 at Cleveland	51	35	[W]
10/14 at Cincinnati	10	34	[L]
10/22 Denver	42	7	[W]
10/28 Dallas	14	3	[W]
11/ 4 Washington	38	7	[W]
11/11 at Kansas City	30	3	[W]
11/18 at San Diego	7	35	[L]
11/25 Cleveland (OT)	33	30	[W]
12/ 2 Cincinnati	37	17	[W]
12/10 at Houston	17	20	[L]
12/16 Buffalo	28	0	[W]
Won 12, Lost 4 (H 8-0, A 4-4)	416	262	

*Noll's 100th win

AFC Playoff Game

12/30 Miami	34	14	[W]
-------------	----	----	-----

AFC Championship Game

1/ 6 Houston	27	13	[W]
--------------	----	----	-----

SUPER BOWL XIV (Pasadena, Ca.)

1/20 Los Angeles	31	19	[W]
------------------	----	----	-----

1978

CHUCK NOLL, Head Coach

	Steelers	Opp.	
9/ 3 at Buffalo	28	17	[W]
9/10 Seattle	21	10	[W]
9/17 at Cincinnati	28	3	[W]
9/24 Cleveland (OT)	15	9	[W]
10/ 1 at New York Jets	28	17	[W]
10/ 8 Atlanta	31	7	[W]
10/15 at Cleveland	34	14	[W]
10/23 Houston	17	24	[L]
10/29 Kansas City	27	24	[W]
11/ 5 New Orleans	20	14	[W]
11/12 at Los Angeles	7	10	[L]
11/19 Cincinnati	7	6	[W]
11/27 at San Francisco	24	7	[W]
12/ 3 at Houston	13	3	[W]
12/ 9 Baltimore	35	13	[W]
12/16 at Denver	21	17	[W]
Won 14, Lost 2 (H 7-1, A 7-1)	356	195	

AFC Playoff Game

12/30 Denver	33	10	[W]
--------------	----	----	-----

AFC Championship Game

1/ 7 Houston	34	5	[W]
--------------	----	---	-----

SUPER BOWL XIII (Miami, Fla.)

1/21 Dallas	35	31	[W]
-------------	----	----	-----

1977

CHUCK NOLL, Head Coach

	Steelers	Opp.	
9/19 San Francisco	27	0	[W]
9/25 Oakland	7	16	[L]
10/ 2 at Cleveland	28	14	[W]
10/ 9 at Houston	10	27	[L]
10/17 Cincinnati	20	14	[W]
10/23 Houston	27	10	[W]
10/30 at Baltimore	21	31	[L]
11/ 6 at Denver	7	21	[L]
11/13 Cleveland	35	31	[W]
11/20 Dallas	28	13	[W]
11/27 at New York Jets	23	20	[W]
12/ 4 Seattle	30	20	[W]
12/10 at Cincinnati	10	17	[L]
12/18 at San Diego	10	9	[W]
Won 9, Lost 5 (H 6-1, A 3-1)	283	243	

AFC Playoff Game

12/24 at Denver	21	34	[L]
-----------------	----	----	-----

1976

CHUCK NOLL, Head Coach

	Steelers	Opp.	
9/12 at Oakland	28	31	[L]
9/19 Cleveland	31	14	[W]
9/26 New England	27	30	[L]
10/ 4 at Minnesota	6	17	[L]
10/10 at Cleveland	16	18	[L]
10/17 Cincinnati	23	6	[W]
10/24 at New York Giants	27	0	[W]
10/31 San Diego	23	0	[W]
11/ 7 at Kansas City	45	0	[W]
11/14 Miami	14	3	[W]
11/21 Houston	32	16	[W]
11/28 at Cincinnati	7	3	[W]
12/ 5 Tampa Bay	42	0	[W]
12/11 at Houston	21	0	[W]
Won 10, Lost 4 (H 6-1, A 4-3)	342	138	

AFC Playoff Game

12/19 at Baltimore	40	14	[W]
--------------------	----	----	-----

AFC Championship Game

12/26 at Oakland	7	24	[L]
------------------	---	----	-----

1975

CHUCK NOLL, Head Coach

	Steelers	Opp.	
9/21 at San Diego	37	0	[W]
9/28 Buffalo	21	30	[L]
10/ 5 at Cleveland	42	6	[W]
10/12 Denver	20	9	[W]
10/19 Chicago	34	3	[W]
10/26 at Green Bay	16	13	[W]
11/ 2 at Cincinnati	30	24	[W]
11/ 9 Houston	24	17	[W]
11/16 Kansas City	28	3	[W]
11/24 at Houston	32	9	[W]
11/30 at New York Jets	20	7	[W]
12/ 7 Cleveland	31	17	[W]
12/13 Cincinnati	35	14	[W]
12/20 at Los Angeles	3	10	[L]
Won 12, Lost 2 (H 6-1, A 6-1)	373	162	

AFC Playoff Game

12/27 Baltimore	28	10	[W]
-----------------	----	----	-----

AFC Championship Game

1/ 4 Oakland	16	10	[W]
--------------	----	----	-----

SUPER BOWL X (Miami, Fla.)

1/18 Dallas	21	17	[W]
-------------	----	----	-----

1974

CHUCK NOLL, Head Coach

	Steelers	Opp.	
9/15 Baltimore	30	0	[W]
9/22 at Denver (OT)	35	35	[T]
9/29 Oakland	0	17	[L]
10/ 6 at Houston	13	7	[W]
10/13 at Kansas City	34	24	[W]
10/20 Cleveland	20	16	[W]
10/28 Atlanta	24	17	[W]
11/ 3 Philadelphia	27	0	[W]
11/10 at Cincinnati	10	17	[L]
11/17 at Cleveland	26	16	[W]
11/25 at New Orleans	28	7	[W]

12/ 1	Houston	10	13	[L]
12/ 8 at	New England	21	17	[W]
12/14	Cincinnati	27	3	[W]
<i>Won 10, Lost 3, Tied 1</i>		305	189	
<i>(H 5-2, A 5-1-1)</i>				

AFC Playoff Game

12/22	Buffalo	32	14	[W]
-------	---------	----	----	-----

AFC Championship Game

12/29 at	Oakland	24	13	[W]
----------	---------	----	----	-----

SUPER BOWL IX (New Orleans, La.)

1/12	Minnesota	16	6	[W]
------	-----------	----	---	-----

1973

CHUCK NOLL, Head Coach

		Steelers	Opp.	
9/16	Detroit	24	10	[W]
9/23	Cleveland	33	6	[W]
9/30 at	Houston	36	7	[W]
10/ 7	San Diego	38	21	[W]
10/14 at	Cincinnati	7	19	[L]
10/21	New York Jets	26	14	[W]
10/28	Cincinnati	20	13	[W]
11/ 5	Washington	21	16	[W]
11/11 at	Oakland	17	9	[W]
11/18	Denver	13	23	[L]
11/25 at	Cleveland	16	21	[L]
12/ 3 at	Miami	26	30	[L]
12/ 9	Houston	33	7	[W]
12/15 at	San Francisco	37	14	[W]
<i>Won 10, Lost 4 (H 7-1, A 3-3)</i>		347	210	

AFC Wild Card Playoff Game

12/22 at	Oakland	14	33	[L]
----------	---------	----	----	-----

1972

CHUCK NOLL, Head Coach

		Steelers	Opp.	
9/17	Oakland	34	28	[W]
9/24 at	Cincinnati	10	15	[L]
10/ 1 at	St. Louis	25	19	[W]
10/ 8 at	Dallas	13	17	[L]
10/15	Houston	24	7	[W]
10/22	New England	33	3	[W]
10/29 at	Buffalo	38	21	[W]
11/ 5	Cincinnati	40	17	[W]
11/12	Kansas City	16	7	[W]
11/19 at	Cleveland	24	26	[L]
11/26	Minnesota	23	10	[W]
12/ 3	Cleveland	30	0	[W]
12/10 at	Houston	9	3	[W]
12/17 at	San Diego	24	2	[W]
<i>Won 11, Lost 3 (H 7-0, A 4-3)</i>		343	175	

AFC Playoff Game

12/23	Oakland	13	7	[W]
-------	---------	----	---	-----

AFC Championship Game

12/31	Miami	17	21	[L]
-------	-------	----	----	-----

1971

CHUCK NOLL, Head Coach

		Steelers	Opp.	
9/19 at	Chicago	15	17	[L]
9/26	Cincinnati	21	10	[W]
10/ 3	San Diego	21	17	[W]
10/10 at	Cleveland	17	27	[L]
10/18 at	Kansas City	16	38	[L]
10/24	Houston	23	16	[W]
10/31 at	Baltimore	21	34	[L]
11/ 7	Cleveland	26	9	[W]
11/14 at	Miami	21	24	[L]
11/21	New York Giants	17	13	[W]
11/28	Denver	10	22	[L]
12/ 5 at	Houston	3	29	[L]
12/12 at	Cincinnati	21	13	[W]
12/19	Los Angeles	14	23	[L]
<i>Won 6, Lost 8 (H 5-2, A 1-6)</i>		246	292	

1970

CHUCK NOLL, Head Coach

		Steelers	Opp.	
9/20	Houston	7	19	[L]
9/27 at	Denver	13	16	[L]
10/ 3 at	Cleveland	7	15	[L]
10/11	Buffalo	23	10	[W]
10/18 at	Houston	7	3	[W]
10/25 at	Oakland	14	31	[L]
11/ 2	Cincinnati	21	10	[W]
11/ 8	New York Jets	21	17	[W]

11/15	Kansas City	14	31	[L]
11/22 at	Cincinnati	7	34	[L]
11/29	Cleveland	28	9	[W]
12/ 6	Green Bay	12	20	[L]
12/13 at	Atlanta	16	27	[L]
12/20 at	Philadelphia	20	30	[L]
<i>Won 5, Lost 9 (H 4-3, A 1-6)</i>		210	272	

1969

CHUCK NOLL, Head Coach

		Steelers	Opp.	
9/21	Detroit	16	13	[W]
9/28 at	Philadelphia	27	41	[L]
10/ 5	St. Louis	14	27	[L]
10/12 at	New York	7	10	[L]
10/18 at	Cleveland	31	42	[L]
10/26	Washington	7	14	[L]
11/ 2	Green Bay	34	38	[L]
11/ 9 at	Chicago	7	38	[L]
11/16	Cleveland	3	24	[L]
11/23 at	Minnesota	14	52	[L]
11/30 at	St. Louis	10	47	[L]
12/ 7	Dallas	7	10	[L]
12/14	New York	17	21	[L]
12/21 at	New Orleans	24	27	[L]
<i>Won 1, Lost 13 (H 1-6, A 0-7)</i>		218	404	

1968

BILL AUSTIN, Head Coach

		Steelers	Opp.	
9/15	New York	20	34	[L]
9/22 at	Los Angeles	10	45	[L]
9/29	Baltimore	7	41	[L]
10/ 5 at	Cleveland	24	31	[L]
10/13 at	Washington	13	16	[L]
10/20	New Orleans	12	16	[L]
10/27	Philadelphia	6	3	[W]
11/ 3 at	Atlanta	41	21	[W]
11/10 at	St. Louis	28	28	[T]
11/17	Cleveland	24	45	[L]
11/24	San Francisco	28	45	[L]
12/ 1	St. Louis	10	20	[L]
12/ 8 at	Dallas	7	28	[L]
12/15 at	New Orleans	14	24	[L]
<i>Won 2, Lost 11, Tied 1</i>		244	397	
<i>(H 1-6, A 1-5-1)</i>				

1967

BILL AUSTIN, Head Coach

		Steelers	Opp.	
9/17	Chicago	41	13	[W]
9/24	St. Louis	14	28	[L]
10/ 1 at	Philadelphia	24	34	[L]
10/ 7 at	Cleveland	10	21	[L]
10/15	New York	24	27	[L]
10/22	Dallas	21	24	[L]
10/29 at	New Orleans	14	10	[W]
11/ 5	Cleveland	14	34	[L]
11/12 at	St. Louis	14	14	[T]
11/19 at	New York	20	28	[L]
11/26	Minnesota	27	41	[L]
12/ 3 at	Detroit	24	14	[W]
12/10	Washington	10	15	[L]
12/17 at	Green Bay	24	17	[W]
<i>Won 4, Lost 9, Tied 1</i>		281	320	
<i>(H 1-6, A 3-3-1)</i>				

1966

BILL AUSTIN, Head Coach

		Steelers	Opp.	
9/11	New York	34	34	[T]
9/18	Detroit	17	3	[W]
9/25	Washington	27	33	[L]
10/ 2 at	Washington	10	24	[L]
10/ 8 at	Cleveland	10	41	[L]
10/16	Philadelphia	14	31	[L]
10/30 at	Dallas	21	52	[L]
11/ 6	Cleveland	16	6	[W]
11/13	St. Louis	30	9	[W]
11/20	Dallas	7	20	[L]
11/27 at	St. Louis	3	6	[L]
12/ 4 at	Philadelphia	23	27	[L]
12/11 at	New York	47	28	[W]
12/18 at	Atlanta	57	33	[W]
<i>Won 5, Lost 8, Tied 1</i>		316	347	
<i>(H 3-3-1, A 2-6)</i>				

1965

MIKE NIXON, Head Coach

	Steelers	Opp.	
9/19	Green Bay	9 41	[L]
9/26 at	San Francisco	17 27	[L]
10/ 3	New York	13 23	[L]
10/ 9 at	Cleveland	19 24	[L]
10/17	St. Louis	7 20	[L]
10/24 at	Philadelphia	20 14	[W]
10/31	Dallas	22 13	[W]
11/ 7 at	St. Louis	17 21	[L]
11/ 4 at	Dallas	17 24	[L]
11/21	Washington	3 31	[L]
11/28	Cleveland	21 42	[L]
12/ 5 at	New York	10 35	[L]
12/12	Philadelphia	13 47	[L]
12/19 at	Washington	14 35	[L]
Won 2, Lost 12 (H 1-6, A 1-6) 202 397			

1964

BUDDY PARKER, Head Coach

	Steelers	Opp.	
9/13	Los Angeles	14 26	[L]
9/20	New York	27 24	[W]
9/27	Dallas	23 17	[W]
10/ 4 at	Philadelphia	7 21	[L]
10/10 at	Cleveland	23 7	[W]
10/18 at	Minnesota	10 30	[L]
10/25	Philadelphia	10 34	[L]
11/ 1	Cleveland	17 30	[L]
11/ 8 at	St. Louis	30 34	[L]
11/15	Washington	0 30	[L]
11/22 at	New York	44 17	[W]
11/29	St. Louis	20 21	[L]
12/ 6 at	Washington	14 7	[W]
12/13 at	Dallas	14 17	[L]
Won 5, Lost 9 (H 2-5, A 3-4) 253 315			

1963

BUDDY PARKER, Head Coach

	Steelers	Opp.	
9/15 at	Philadelphia	21 21	[T]
9/22	New York	31 0	[W]
9/29	St. Louis	23 10	[W]
10/ 5 at	Cleveland	23 35	[L]
10/13 at	St. Louis	23 24	[L]
10/20	Washington	38 27	[W]
10/27	Dallas	27 21	[W]
11/ 3 at	Green Bay	14 33	[L]
11/10	Cleveland	9 7	[W]
11/17 at	Washington	34 28	[W]
11/24	Chicago	17 17	[T]
12/ 1	Philadelphia	20 20	[T]
12/ 8 at	Dallas	24 19	[W]
12/15 at	New York	17 33	[L]
Won 7, Lost 4, Tied 3 321 295			
(H 5-0-2, A 3-4-1)			

1962

BUDDY PARKER, Head Coach

	Steelers	Opp.	
9/16 at	Detroit	7 45	[L]
9/23 at	Dallas	30 28	[W]
9/30	New York	27 31	[L]
10/ 6	Philadelphia	13 7	[W]
10/14 at	New York	20 17	[W]
10/21	Dallas	27 42	[L]
10/28	Cleveland	14 41	[L]
11/ 4	Minnesota	39 31	[W]
11/11 at	St. Louis	26 17	[W]
11/18	Washington	23 21	[W]
11/25 at	Cleveland	14 35	[L]
12/ 2	St. Louis	19 7	[W]
12/ 9 at	Philadelphia	26 17	[W]
12/16 at	Washington	27 24	[W]
Won 9, Lost 5 (H 4-3, A 5-2) 312 363			

Playoff Bowl (Miami, Fla.)

1/ 6	Detroit	10 17	[L]
------	---------	-------	-----

1961

BUDDY PARKER, Head Coach

	Steelers	Opp.	
9/17 at	Dallas	24 27	[L]
9/24	New York	14 17	[L]
10/ 1 at	Los Angeles	14 24	[L]
10/ 8 at	Philadelphia	16 21	[L]
10/15	Washington	20 0	[W]

10/22	Cleveland	28 30	[L]
10/29	San Francisco	20 10	[W]
11/ 5 at	Cleveland	17 13	[W]
11/12	Dallas	37 7	[W]
11/19 at	New York	21 42	[L]
11/26	St. Louis	30 27	[W]
12/ 3	Philadelphia	24 35	[L]
12/10 at	Washington	30 14	[W]
12/17 at	St. Louis	0 20	[L]
Won 6, Lost 8 (H 4-3, A 2-5) 295 287			

1960

BUDDY PARKER, Head Coach

	Steelers	Opp.	
9/24 at	Dallas	35 28	[W]
10/ 2 at	Cleveland	20 28	[L]
10/ 9	New York	17 19	[L]
10/16	St. Louis	27 14	[W]
10/23 at	Washington	27 27	[T]
10/30	Green Bay	13 19	[L]
11/ 6 at	Philadelphia	7 34	[L]
11/13 at	New York	24 27	[L]
11/20	Cleveland	14 10	[W]
11/27	Washington	22 10	[W]
12/11	Philadelphia	27 21	[W]
12/18 at	St. Louis	7 38	[L]
Won 5, Lost 6, Tied 1 240 275			
(H 4-2, A 1-4-1)			

1959

BUDDY PARKER, Head Coach

	Steelers	Opp.	
9/26	Cleveland	17 7	[W]
10/ 4	Washington	17 23	[L]
10/11 at	Philadelphia	24 28	[L]
10/18 at	Washington	27 6	[W]
10/25	New York	16 21	[L]
11/ 1 at	Chicago Cards	24 45	[L]
11/ 8	Detroit	10 10	[T]
11/15 at	New York	14 9	[W]
11/22 at	Cleveland	21 20	[W]
11/29	Philadelphia	31 0	[W]
12/ 6 at	Chicago Bears	21 27	[L]
12/13	Chicago Cards	35 20	[W]
Won 6, Lost 5, Tied 1 257 216			
(H 3-2-1, A 3-3)			

1958

BUDDY PARKER, Head Coach

	Steelers	Opp.	
9/28 at	San Francisco	20 23	[L]
10/ 5	Cleveland	12 45	[L]
10/12	Philadelphia	24 3	[W]
10/19 at	Cleveland	10 27	[L]
10/26 at	New York	6 17	[L]
11/ 2	Washington	24 16	[W]
11/ 9 at	Philadelphia	31 24	[W]
11/16	New York	31 10	[W]
11/23 at	Chicago Cards	27 20	[W]
11/30	Chicago Bears	24 10	[W]
12/ 7 at	Washington	14 14	[T]
12/13	Chicago Cards	38 21	[W]
Won 7, Lost 4, Tied 1 261 230			
(H 5-1, A 2-3-1)			

1957

BUDDY PARKER, Head Coach

	Steelers	Opp.	
9/29	Washington	28 7	[W]
10/ 5	Cleveland	12 23	[L]
10/13	Chicago Cards	29 20	[W]
10/20 at	New York	0 35	[L]
10/27	Philadelphia	6 0	[W]
11/ 3 at	Baltimore	19 13	[W]
11/10 at	Cleveland	0 24	[L]
11/24	Green Bay	10 27	[L]
12/ 1 at	Philadelphia	6 7	[L]
12/ 7	New York	21 10	[W]
12/15 at	Washington	3 10	[L]
12/22 at	Chicago Cards	27 2	[W]
Won 6, Lost 6 (H 4-2, A 2-4) 161 178			

1956

WALT KIESLING, Head Coach

	Steelers	Opp.	
9/30	Washington	30 13	[W]
10/ 6	Cleveland	10 14	[L]
10/14	Philadelphia	21 35	[L]

10/21 at New York	10	38	[L]
10/28 at Cleveland	24	16	[W]
11/ 4 New York	14	17	[L]
11/11 at Philadelphia	7	14	[L]
11/18 Chicago Cards	14	7	[W]
11/25 at Chicago Cards	27	38	[L]
12/ 2 Los Angeles	30	13	[W]
12/ 9 at Detroit	7	45	[L]
12/16 at Washington	23	0	[W]
<i>Won 5, Lost 7 (H 3-3, A 2-4) 217 250</i>			

1955

WALT KIESLING, Head Coach

	Steelers	Opp.	
9/26 Chicago Cards	14	7	[W]
10/ 2 at Los Angeles	26	27	[L]
10/ 9 New York	30	23	[W]
10/15 Philadelphia	13	7	[W]
10/23 at New York	19	17	[W]
10/30 at Philadelphia	0	24	[L]
11/ 5 at Chicago Cards	13	27	[L]
11/13 Detroit	28	31	[L]
11/20 at Cleveland	14	41	[L]
11/27 Washington	14	23	[L]
12/ 4 Cleveland	7	30	[L]
12/11 at Washington	17	28	[L]
<i>Won 4, Lost 8 (H 3-3, A 1-5) 195 285</i>			

1954

WALT KIESLING, Head Coach

	Steelers	Opp.	
9/26 at Green Bay	21	20	[W]
10/ 2 Washington	37	7	[W]
10/ 9 at Philadelphia	22	24	[L]
10/17 Cleveland	55	27	[W]
10/23 Philadelphia	17	7	[W]
10/31 at Chicago Cards	14	17	[L]
11/ 7 New York	6	30	[L]
11/14 at Washington	14	17	[L]
11/20 San Francisco	3	31	[L]
11/28 Chicago Cards	20	17	[W]
12/ 5 at New York	3	24	[L]
12/12 at Cleveland	7	42	[L]
<i>Won 5, Lost 7 (H 4-2, A 1-5) 219 263</i>			

1953

JOE BACH, Head Coach

	Steelers	Opp.	
9/27 at Detroit	21	38	[L]
10/ 3 New York	24	14	[W]
10/11 Chicago Cards	31	28	[W]
10/17 at Philadelphia	7	23	[L]
10/24 Green Bay	31	14	[W]
11/ 1 Philadelphia	7	35	[L]
11/ 8 at Cleveland	16	34	[L]
11/15 at New York	14	10	[W]
11/22 Cleveland	16	20	[L]
11/29 Washington	9	17	[L]
12/ 6 at Chicago Cards	21	17	[W]
12/13 at Washington	14	13	[W]
<i>Won 6, Lost 8 (H 3-3, A 3-3) 211 263</i>			

1952

JOE BACH, Head Coach

	Steelers	Opp.	
9/28 Philadelphia	25	31	[L]
10/ 4 Cleveland	20	21	[L]
10/12 at Philadelphia	21	26	[L]
10/19 Washington	24	28	[L]
10/26 at Chicago Cards	34	28	[W]
11/ 2 at Washington	24	23	[W]
11/ 9 Detroit	6	31	[L]
11/16 at Cleveland	28	29	[L]
11/23 Chicago Cards	17	14	[W]
11/30 New York	63	7	[W]
12/ 7 at San Francisco	24	7	[W]
12/14 at Los Angeles	14	28	[L]
<i>Won 5, Lost 7 (H 2-4, A 3-3) 300 273</i>			

1951

JOHN MICHELOSEN, Head Coach

	Steelers	Opp.	
10/ 1 New York	13	13	[T]
10/ 7 at Green Bay	33	35	[L]
10/14 San Francisco	24	28	[L]
10/21 at Cleveland	0	17	[L]
10/28 at Chicago Cards	28	14	[W]
11/ 4 Philadelphia	13	34	[L]

11/11 Green Bay	28	7	[W]
11/18 Washington	7	22	[L]
11/25 at Philadelphia	17	13	[W]
12/ 2 at New York	0	14	[L]
12/ 9 Cleveland	0	28	[L]
12/16 at Washington	20	10	[W]
<i>Won 4, Lost 7, Tied 1 183 235</i>			
<i>(H 1-1, A 3-3)</i>			

1950

JOHN MICHELOSEN, Head Coach

	Steelers	Opp.	
9/17 New York	7	18	[L]
9/24 at Detroit	7	10	[L]
10/ 1 at Washington	26	7	[W]
10/ 7 Cleveland	17	30	[L]
10/15 at New York	17	6	[W]
10/22 Philadelphia	10	17	[L]
10/29 at Cleveland	7	45	[L]
11/ 5 at Philadelphia	9	7	[W]
11/12 Baltimore	17	7	[W]
11/23 at Chicago Cards	28	17	[W]
12/ 3 Washington	7	24	[L]
12/10 Chicago Cards	28	7	[W]
<i>Won 6, Lost 6 (H 2-4, A 4-2) 180 195</i>			

1949

JOHN MICHELOSEN, Head Coach

	Steelers	Opp.	
9/25 New York Giants	28	7	[W]
10/ 3 Washington	14	27	[L]
10/ 8 Detroit	14	7	[W]
10/16 at New York Giants	21	17	[W]
10/23 New York Bulldogs	24	13	[W]
10/30 Philadelphia	7	38	[L]
11/ 6 at Washington	14	27	[L]
11/13 Los Angeles	7	7	[T]
11/20 at Green Bay	30	7	[W]
11/27 at Philadelphia	17	34	[L]
12/ 4 at Chicago Bears	21	30	[L]
12/11 at New York Bulldogs	27	0	[W]
<i>Won 6, Lost 5, Tied 1 224 214</i>			
<i>(H 3-2, A 3-3)</i>			

1948

JOHN MICHELOSEN, Head Coach

	Steelers	Opp.	
9/26 at Washington	14	17	[L]
10/ 3 Boston	24	14	[W]
10/10 Washington	10	7	[W]
10/17 at Boston	7	13	[L]
10/24 at New York	27	34	[L]
10/31 Philadelphia	7	34	[L]
11/ 7 Green Bay	38	7	[W]
11/14 Chicago Cards	7	24	[L]
11/21 at Detroit	14	17	[L]
11/28 at Philadelphia	0	17	[L]
12/ 5 New York	38	28	[W]
12/12 at Los Angeles	14	31	[L]
<i>Won 4, Lost 8 (H 4-2, A 0-6) 200 243</i>			

1947

JOCK SUTHERLAND, Head Coach

	Steelers	Opp.	
9/21 Detroit	17	10	[W]
9/29 Los Angeles	7	48	[L]
10/ 5 at Washington	26	27	[L]
10/12 at Boston	30	14	[W]
10/19 Philadelphia	35	24	[W]
10/26 at New York	38	21	[W]
11/ 2 at Green Bay	18	17	[W]
11/ 9 Washington	21	14	[W]
11/16 New York	24	7	[W]
11/23 at Chicago Bears	7	49	[L]
11/30 at Philadelphia	0	21	[L]
12/ 7 Boston	17	7	[W]
<i>Won 8, Lost 4 (H 5-1, A 3-3) 240 259</i>			

Eastern Division Playoff

12/21 Philadelphia	0	21	[L]
--------------------	---	----	-----

1946

JOCK SUTHERLAND, Head Coach

	Steelers	Opp.	
9/20 Chicago Cards	14	7	[W]
9/29 at Washington	14	14	[T]
10/ 6 New York	14	17	[L]
10/13 Boston	16	7	[W]
10/20 at Green Bay	7	17	[L]

10/27 at Boston	33	7	[W]
11/ 3 Washington	14	7	[W]
11/10 at Detroit	7	17	[L]
11/17 Philadelphia	10	7	[W]
11/24 at New York	0	7	[L]
12/ 1 at Philadelphia	7	10	[L]
Won 5, Lost 5 Tied 1	136	117	
(H 4-1, A 1-4-1)			

1945

JIM LEONARD, Head Coach

	Steelers	Opp.	
9/25 at Boston	7	28	[L]
10/ 7 New York	6	34	[L]
10/14 Washington	0	14	[L]
10/21 at New York	21	7	[W]
10/28 Boston	6	10	[L]
11/ 4 Philadelphia	3	45	[L]
11/11 Chicago Cards	23	0	[W]
11/18 at Philadelphia	6	30	[L]
11/25 at Chicago Bears	7	28	[L]
12/ 2 at Washington	0	24	[L]
Won 2, Lost 8 (H 1-4, A 1-4)	79	220	

1944*

WALT KIESLING and PHIL HANDLER, Head Coaches

	Steelers	Opp.	
9/24 Cleveland	28	30	[L]
10/ 8 Green Bay	7	34	[L]
10/15 at Chicago Bears	7	34	[L]
10/22 at New York	0	23	[L]
10/29 at Washington	20	42	[L]
11/ 5 Detroit	6	27	[L]
11/12 at Detroit	7	21	[L]
11/19 ** Cleveland	6	33	[L]
11/26 ** Green Bay	20	35	[L]
12/ 3 Chicago Bears	7	49	[L]
Won 0, Lost 10 (H 0-6, A 0-4)	108	328	

*Combined with Chicago Cards

**Home game played in Chicago

1943*

WALT KIESLING and GREASY NEALE, Head Coaches

	Steelers	Opp.	
10/ 2 ** Brooklyn	17	0	[W]
10/ 9 ** New York	28	14	[W]
10/17 at Chicago Bears	21	48	[L]
10/24 at New York	14	42	[L]
10/31 Chicago Cards	34	13	[W]
11/ 7 ** Washington	14	14	[T]
11/14 at Brooklyn	7	13	[L]
11/21 Detroit	35	34	[W]
11/28 at Washington	27	14	[W]
12/ 5 ** Green Bay	28	38	[L]
Won 5, Lost 4, Tied 1	225	220	

(H 4-1-1, A 1-3)

*Combined with Philadelphia Eagles

**Home game played in Philadelphia

1942

WALT KIESLING, Head Coach

	Steelers	Opp.	
9/13 Philadelphia	14	24	[L]
9/20 at Washington	14	24	[L]
10/ 4 New York	13	10	[W]
10/11 at Brooklyn	7	0	[W]
10/18 at Philadelphia	14	0	[W]
10/25 Washington	0	14	[L]
11/ 1 at New York	17	9	[W]
11/ 8 at Detroit	35	7	[W]
11/22 Chicago Cards	19	3	[W]
12/ 6 at Green Bay	21	24	[L]
Won 7, Lost 4 (H 3-2, A 4-2)	167	119	

1941

BERT BELL, ALDO DONELLI and WALT KIESLING, Head Coaches

	Steelers	Opp.	
9/ 7 at Cleveland	14	17	[L]
9/21 Philadelphia	7	10	[L]
10/ 5 New York	10	37	[L]
10/12 Washington	20	24	[L]
10/19 at New York	7	28	[L]
10/26 at Chicago Bears	7	34	[L]
11/ 2 at Washington	3	23	[L]

11/ 9 at Philadelphia	7	7	[T]
11/16 Brooklyn	14	7	[W]
11/23 Green Bay	7	54	[L]
11/30 at Brooklyn	7	35	[L]
Won 1, Lost 9, Tied 1	103	276	
(H 1-4, A 0-5-1)			

1940

WALT KIESLING, Head Coach

	Steelers	Opp.	
9/ 8 Chicago Cards	7	7	[T]
9/15 New York	10	10	[T]
9/22 at Detroit	10	7	[W]
9/29 Brooklyn	3	10	[L]
10/ 6 Washington	10	40	[L]
10/13 at Brooklyn	0	21	[L]
10/20 at New York	0	12	[L]
10/27 at Green Bay	3	24	[L]
11/ 3 at Washington	10	37	[L]
11/10 Philadelphia	7	3	[W]
11/28 at Philadelphia	0	7	[L]
Won 2, Lost 7, Tied 2	60	178	
(H 1-2-2, A 1-5)			

1939

WALT KIESLING and JOHN BLOOD, Head Coaches

	Steelers	Opp.	
9/14 at Brooklyn	7	12	[L]
9/24 Chicago Cards	0	10	[L]
10/ 2 Chicago Bears	0	32	[L]
10/ 8 New York	7	14	[L]
10/15 at Washington	14	44	[L]
10/22 Washington	14	21	[L]
10/29 at Cleveland	14	14	[T]
11/ 5 at Brooklyn	13	17	[L]
11/19 at New York	7	23	[L]
11/23 at Philadelphia	14	17	[L]
11/26 Philadelphia	24	12	[W]
Won 1, Lost 9, Tied 1	114	216	
(H 1-4, A 0-5-1)			

1938

JOHN BLOOD, Head Coach

	Steelers	Opp.	
9/ 9 at Detroit	7	16	[L]
9/11 New York	14	27	[L]
9/16 at Philadelphia	7	27	[L]
9/23 at Brooklyn	17	3	[W]
10/ 3 at New York	13	10	[W]
10/ 9 Brooklyn	7	17	[L]
10/23 at Green Bay	0	20	[L]
11/ 6 Washington	0	7	[L]
11/20 at Philadelphia	7	14	[L]
11/27 at Washington	0	15	[L]
12/ 4 at Cleveland	7	13	[L]
Won 2, Lost 9 (H 0-3, A 2-6)	79	169	

1937

JOHN BLOOD, Head Coach

	Steelers	Opp.	
9/ 5 Philadelphia	27	14	[W]
9/19 at Brooklyn	21	0	[W]
9/26 New York	7	10	[L]
10/ 4 Chicago Bears	0	7	[L]
10/10 at Detroit	3	7	[L]
10/17 at Washington	20	34	[L]
10/24 Chicago Cubs	7	13	[L]
10/31 Philadelphia	16	7	[W]
11/ 7 at New York	0	17	[L]
11/14 Washington	21	13	[W]
11/21 Brooklyn	0	23	[L]
Won 4, Lost 7 (H 3-4, A 1-3)	122	145	

1936

JOE BACH, Head Coach

	Steelers	Opp.	
9/13 Boston	10	0	[W]
9/23 at Brooklyn	10	6	[W]
9/27 New York	10	7	[W]
10/ 4 Chicago Bears	9	27	[L]
10/14 Philadelphia	17	0	[W]
10/18 at Chicago Bears	6	26	[L]
10/25 at Green Bay	10	42	[L]
11/ 1 Brooklyn	10	7	[W]
11/ 5 at Philadelphia	6	0	[W]
11/ 8 at Detroit	3	28	[L]
11/15 at Chicago Cards	6	14	[L]

11/29 at Boston 0 30 [L]
 Won 6, Lost 6 (H 4-1, A 2-5) 97 187

1935

JOE BACH, Head Coach

	Steelers	Opp.	
9/13 at Philadelphia	17	7	[W]
9/22 New York	7	42	[L]
9/29 Chicago Bears	7	23	[L]
10/ 6 at Green Bay	0	27	[L]
10/ 9 Philadelphia	6	17	[L]
10/20 Chicago Cards	17	13	[W]
10/27 Boston	6	0	[W]
11/ 3 Brooklyn	7	13	[L]
11/10 at Brooklyn	16	7	[W]
11/24 Green Bay	14	34	[L]
12/ 1 at Boston	3	13	[L]
12/ 8 at New York	0	13	[L]
Won 4, Lost 8 (H 2-5, A 2-3)	100	209	

1934

LUBY DIMELIO, Head Coach

	Steelers	Opp.	
9/ 9 Cincinnati	13	0	[W]
9/16 Boston	0	7	[L]
9/26 Philadelphia	0	17	[L]
10/ 3 New York	12	14	[L]

10/ 7 at Philadelphia	9	7	[W]
10/10 Chicago Bears	0	28	[L]
10/14 at Boston	0	39	[L]
10/21 at New York	7	17	[L]
10/28 at Brooklyn	3	21	[L]
11/ 4 at Detroit	7	40	[L]
11/11 at St. Louis	0	6	[L]
11/18 Brooklyn	0	10	[L]
Won 2, Lost 10 (H 1-5, A 1-5)	51	206	

1933

JAP DOUDS, Head Coach

	Steelers	Opp.	
9/20 New York	2	23	[L]
9/27 Chicago Cardinals	14	13	[W]
10/ 4 Boston	6	21	[L]
10/11 Cincinnati	17	0	[W]
10/15 at Green Bay	0	47	[L]
10/22 at Cincinnati	0	0	[T]
10/29 at Boston	16	14	[W]
11/ 5 at Brooklyn	3	3	[T]
11/12 Brooklyn	0	32	[L]
11/19 at Philadelphia	6	25	[L]
12/ 3 at New York	3	27	[L]
Won 3, Lost 6, Tied 2	67	205	
(H 2-3, A 1-3-2)			

STEELERS IN OVERTIME

Overall: 11-5-1 Home: 5-0 Away: 6-5-1

9-22-74 at Denver	35-35	[T]	11-30-86 at Chicago	10-13	[L]
9-24-78 Cleveland	15- 9	[W]	12-31-89 at Houston	26-23	[W]
9- 3-79 at New England	16-13	[W]	11-10-91 at Cincinnati	33-27	[W]
11-25-79 Cleveland	33-30	[W]	1- 8-94 at Kansas City	24-27	[L]
9-27-81 New England	27-21	[W]	10-30-94 at Arizona	17-20	[L]
9-19-82 Cincinnati	26-20	[W]	11- 6-94 at Houston	12- 9	[W]
12- 2-84 at Houston	20-23	[L]	11-20-94 Miami	16-13	[W]
9-28-86 at Houston	22-16	[W]	11- 5-95 at Chicago	37-34	[W]
11-23-86 at Cleveland	31-37	[L]			

*Postseason

STEELERS ON MONDAY NIGHT

Overall: 22-15 Home: 14-5 Away: 8-10

11- 2-70 Cincinnati	21-10	[W]	9-13-82 at Dallas	36-28	[W]
10-18-71 at Kansas City	16-38	[L]	10-10-83 at Cincinnati	24-14	[W]
11- 5-73 Washington	21-16	[W]	10- 1-84 Cincinnati	38-17	[W]
12- 3-73 at Miami	26-30	[L]	11-19-84 at New Orleans	24-27	[L]
10-28-74 Atlanta	24-17	[W]	9-16-85 at Cleveland	7-17	[L]
11-25-74 at New Orleans	28- 7	[W]	9-30-85 Cincinnati	24-37	[L]
11-24-75 at Houston	32- 9	[W]	9-15-86 Denver	10-21	[L]
10- 4-76 at Minnesota	6-17	[L]	10-13-86 at Cincinnati	22-24	[L]
9-19-77 San Francisco	27- 0	[W]	10-29-90 L.A. Rams	41-10	[W]
10-17-77 Cincinnati	20-14	[W]	10-14-91 N.Y. Giants	20-23	[L]
10-23-78 Houston	17-24	[L]	10-19-92 Cincinnati	20- 0	[W]
11-27-78 at San Francisco	24- 7	[W]	9-27-93 at Atlanta	45-17	[W]
9- 3-79 at New England	16-13	[W]	11-15-93 Buffalo	23- 0	[W]
10-22-79 Denver	42- 7	[W]	12-13-93 at Miami	21-20	[W]
12-10-79 at Houston	17-20	[L]	10- 3-94 Houston	30-14	[W]
10-20-80 Oakland	34-45	[L]	11-14-94 Buffalo	23-10	[W]
12-22-80 at San Diego	17-26	[L]	9-18-95 at Miami	10-23	[L]
10-26-81 Houston	26-13	[W]	11-13-95 Cleveland	20- 9	[W]
12- 7-81 at Oakland	27-30	[L]			

STEELERS ON THURSDAY NIGHT

Overall: 1-3 Home: 0-1 Away: 1-2

1- 4-80 at Houston	0- 6	[L]	9- 6-84 at N.Y. Jets	23-17	[W]
9-10-81 at Miami	10-30	[L]	10-19-95 Cincinnati	9-27	[L]

STEELERS ON SATURDAY (Regular Season)

Overall: 3-3 Home: 1-1 Away: 2-2

12-20-75 at L.A. Rams	3-10	[L]	12-13-86 at N.Y. Jets	45-24	[W]
12-10-83 at N.Y. Jets	34- 7	[W]	12-26-87 Cleveland	13-19	[L]
12-21-85 at N.Y. Giants	10-28	[L]	12-16-95 New England	41-27	[W]

STEELERS ON SUNDAY NIGHT PRIME TIME

Overall: 4-7 Home: 1-0 Away: 3-7

11-12-78 at L.A. Rams	7-10	[L]	10- 6-91 at Indianapolis	21- 3	[W]
12- 6-85 at San Diego	44-54	[L]	11- 3-91 at Denver	13-20	[L]
12- 4-88 at Houston	37-34	[W]	10-25-92 at Kansas City	27- 3	[W]
9-16-90 Houston	20- 9	[W]	11-28-93 at Houston	3-23	[L]
11-18-90 at Cincinnati	3-27	[L]	10-30-94 at Arizona	17-20	[L]
12-30-90 at Houston	14-34	[L]			

STEELERS PRESEASON RESULTS

1995 (1-3)	
Pitt. vs. Buffalo at Buffalo	31-10
Pitt. vs. Green Bay at Pittsburgh	13-36
Pitt. vs. Tampa Bay at Tampa Bay	7-20
Pitt. vs. Philadelphia at Pittsburgh	6-16

1994 (1-3)	
Pitt. vs. Miami at Miami	14-24
Pitt. vs. L.A. Raiders at Pittsburgh	29-17
Pitt. vs. Indianapolis at Pittsburgh	14-17
Pitt. vs. Washington at Washington	21-22

1993 (2-3)	
Pitt. vs. San Francisco at Barcelona	14-21
Pitt. vs. New York Jets at Pittsburgh	17-13
Pitt. vs. New York Giants at New York	23-17
Pitt. vs. Washington at Pittsburgh	3-10
Pitt. vs. Minnesota at Minneapolis	13-30

1992 (2-2)	
Pitt. vs. Philadelphia at Pittsburgh	33-35
Pitt. vs. New Orleans at New Orleans	0-26
Pitt. vs. Chicago at Chicago	28-17
Pitt. vs. New York Giants at Pittsburgh	24-3

1991 (2-2)	
Pitt. vs. Washington at Pittsburgh	16-7
Pitt. vs. Minnesota at Minnesota	24-34
Pitt. vs. Philadelphia at Philadelphia	20-21
Pitt. vs. Detroit at Detroit	16-3

1990 (2-2)	
Pitt. vs. New England at Montreal	30-14
Pitt. vs. Washington at Washington	24-27
Pitt. vs. Dallas at Dallas	9-20
Pitt. vs. Philadelphia at Pittsburgh	20-10

1989 (2-2)	
Pitt. vs. Washington at Pittsburgh	14-21
Pitt. vs. Cleveland at Cleveland	24-21
Pitt. vs. Philadelphia at Philadelphia	14-38
Pitt. vs. New York Giants at New York	13-10

1988 (3-1)	
Pitt. vs. Washington at Washington	44-31
Pitt. vs. Philadelphia at Pittsburgh	21-16
Pitt. vs. New York Giants at New York	17-28
Pitt. vs. New Orleans at New Orleans	31-28

1987 (0-4)	
Pitt. vs. Washington at Washington	17-23
Pitt. vs. Chicago at Chicago	14-50
Pitt. vs. New Orleans at New Orleans	28-31
Pitt. vs. New York Giants at Pittsburgh	20-26

1986 (1-3)	
Pitt. vs. Chicago at Pittsburgh	13-23
Pitt. vs. Washington at Washington	(ot) 24-27
Pitt. vs. Dallas at Dallas	41-28
Pitt. vs. New York Giants at New York	3-17

1985 (1-3)	
Pitt. vs. Tampa Bay at Tampa	42-27
Pitt. vs. Minnesota at Minneapolis	34-41
Pitt. vs. St. Louis at St. Louis	6-14
Pitt. vs. New York Giants at Pittsburgh	14-24

1984 (3-1)	
Pitt. vs. Cleveland at Cleveland	31-14
Pitt. vs. Philadelphia at Pittsburgh	20-17
Pitt. vs. Dallas at Dallas	20-10
Pitt. vs. New York Giants at New York	9-16

1983 (4-1)	
Pitt. vs. New Orleans at Canton	27-14
Pitt. vs. New England at Knoxville	27-16
Pitt. vs. New York Giants at Pittsburgh	13-22
Pitt. vs. Dallas at Dallas	24-7
Pitt. vs. Philadelphia at Philadelphia	10-3

1982 (4-0)	
Pitt. vs. New England at Knoxville	24-20
Pitt. vs. New York Giants at New York	13-10
Pitt. vs. Baltimore at Pittsburgh	37-15
Pitt. vs. Philadelphia at Pittsburgh	27-24

1981 (2-2)	
Pitt. vs. Cleveland at Cleveland	35-31
Pitt. vs. Philadelphia at Philadelphia	20-36
Pitt. vs. Dallas at Dallas	14-24
Pitt. vs. New York Giants at Pittsburgh	31-6

1980 (3-1)	
Pitt. vs. New York Giants at New York	13-0
Pitt. vs. Atlanta at Atlanta	17-14
Pitt. vs. New York Jets at Pittsburgh	13-20
Pitt. vs. Dallas at Dallas	31-10

1979 (3-1)	
Pitt. vs. Buffalo at Buffalo	15-7
Pitt. vs. New York Giants at Pittsburgh	10-3
Pitt. vs. New York Jets at New York	27-14
Pitt. vs. Dallas at Dallas	14-16

1978 (2-2)	
Pitt. vs. Baltimore at Baltimore	22-10
Pitt. vs. Atlanta at Pittsburgh	13-7

Pitt. vs. New York Giants at New York	6-13
Pitt. vs. Dallas at Dallas	13-16

1977 (3-3)	
Pitt. vs. Buffalo at Pittsburgh	28-24
Pitt. vs. Kansas City at Kansas City	21-23
Pitt. vs. New York Jets at New York	26-13
Pitt. vs. New England at New England	10-13
Pitt. vs. Philadelphia at Pittsburgh	21-13
Pitt. vs. Dallas at Dallas	0-30

1976 (5-2)	
Pitt. vs. All Stars at Chicago	24-0
Pitt. vs. New Orleans at New Orleans	24-14
Pitt. vs. Philadelphia at Philadelphia	14-7
Pitt. vs. Washington at Washington	27-7
Pitt. vs. New York Giants at Pittsburgh	0-17
Pitt. vs. Dallas at Dallas	10-20
Pitt. vs. New York Jets at Pittsburgh	41-6

1975 (3-4)	
Pitt. vs. All Stars at Chicago	21-14
Pitt. vs. Philadelphia at Pittsburgh	14-17
Pitt. vs. Oakland at Berkeley	21-24
Pitt. vs. Baltimore at Baltimore	31-10
Pitt. vs. New York Giants at Princeton	7-24
Pitt. vs. New Orleans at Pittsburgh	24-13
Pitt. vs. Dallas at Dallas	16-17

1974 (6-0)	
Pitt. vs. New Orleans at New Orleans	26-7
Pitt. vs. Chicago at Pittsburgh	50-21
Pitt. vs. Philadelphia at Philadelphia	(ot) 33-30
Pitt. vs. New York Giants at Pittsburgh	17-7
Pitt. vs. Washington at Washington	21-19
Pitt. vs. Dallas at Dallas	41-15

1973 (4-2)	
Pitt. vs. Baltimore at Pittsburgh	34-7
Pitt. vs. Minnesota at Bloomington	6-10
Pitt. vs. Philadelphia at Pittsburgh	17-3
Pitt. vs. New York Giants at New York	24-29
Pitt. vs. Green Bay at Green Bay	30-22
Pitt. vs. Atlanta at Pittsburgh	19-0

1972 (4-1-1)	
Pitt. vs. New York Giants at Pittsburgh	28-10
Pitt. vs. New York Jets at Seattle	22-3
Pitt. vs. Atlanta at Atlanta	31-17
Pitt. vs. Baltimore at Tampa	13-16
Pitt. vs. New Orleans at Memphis	56-7
Pitt. vs. Washington at Pittsburgh	10-10

1971 (3-2-0)	
Pitt. vs. Green Bay at Green Bay	16-13
Pitt. vs. Cincinnati at Cincinnati	13-20
Pitt. vs. Minnesota at Pittsburgh	21-26
Pitt. vs. New York Jets at Cleveland	35-21
Pitt. vs. New York Giants at New York	20-3

1970 (4-1-0)	
Pitt. vs. Miami at Jacksonville	10-16
Pitt. vs. Minnesota at Bloomington	20-13
Pitt. vs. New York Giants at Pittsburgh	21-6
Pitt. vs. Boston at Shreveport	31-3
Pitt. vs. Oakland at Oakland	20-6

1969 (2-3-0)	
Pitt. vs. St. Louis at Norfolk, Va.	12-27
Pitt. vs. New Orleans at Baton Rouge, La.	34-24
Pitt. vs. Cincinnati at Pittsburgh	13-23
Pitt. vs. Green Bay at Green Bay	19-31
Pitt. vs. New York Giants at Montreal	17-13

1968 (1-4-0)	
Pitt. vs. St. Louis at St. Louis	7-24
Pitt. vs. San Diego at San Diego	36-33
Pitt. vs. Cincinnati at Morgantown, W.Va.	3-19
Pitt. vs. Green Bay at Milwaukee	17-21
Pitt. vs. Washington at Norfolk, Va.	17-24

1967 (2-3-0)	
Pitt. vs. Green Bay at Green Bay	20-31
Pitt. vs. New Orleans at Baton Rouge, La.	17-20
Pitt. vs. St. Louis at Nashville	24-13
Pitt. vs. San Diego at San Diego	16-7
Pitt. vs. Washington at Norfolk, Va.	10-16

1966 (1-4-0)	
Pitt. vs. New York Giants at Ithaca, NY	14-16
Pitt. vs. Minnesota at Portland	6-35
Pitt. vs. San Francisco at Portland	34-17
Pitt. vs. Green Bay at Green Bay	6-17
Pitt. vs. Cleveland at Birmingham, Ala.	10-14

1965 (0-5-0)	
Pitt. vs. Minnesota at Atlanta	21-31
Pitt. vs. New York Giants at New Haven, Ct.	7-16
Pitt. vs. Baltimore at Atlanta	10-38
Pitt. vs. San Francisco at Providence, R.I.	9-23
Pitt. vs. Cleveland at Akron	16-28

STEELERS vs. NFL OPPONENTS

ARIZONA CARDINALS

Steelers won 30, lost 22, tied 3 (Home: 20-8-1, Road: 10-14-2)

	STEELERS	CARDINALS			STEELERS	CARDINALS	
1933	14	13	[W]	1958 h	38	21	[W]
1935 h	17	13	[W]	1959	24	45	[L]
1936	6	14	[L]	1959 h	35	20	[W]
1937 h	7	13	[L]	1960 h	27	14	[W]
1939 h	0	10	[L]	1960	7	38	[L]
1940 h	7	7	[T]	1961 h	30	27	[W]
1942 h	19	3	[W]	1961	0	20	[L]
1943 h	34	13	[W]	1962	26	17	[W]
1945 h	23	0	[W]	1962 h	19	7	[W]
1946 h	14	7	[W]	1963 h	23	10	[W]
1948 h	7	24	[L]	1963	23	24	[L]
1950	28	17	[W]	1964	30	34	[L]
1950 h	28	7	[W]	1964 h	20	21	[L]
1951	28	14	[W]	1965 h	7	20	[L]
1952	34	28	[W]	1965	17	21	[L]
1952 h	17	14	[W]	1966 h	30	9	[W]
1953 h	31	28	[W]	1966	3	6	[L]
1953	21	17	[W]	1967 h	14	28	[L]
1954	14	17	[L]	1967	14	14	[T]
1954 h	20	17	[W]	1968	28	28	[T]
1955 h	14	7	[W]	1968 h	10	20	[L]
1955	13	27	[L]	1969 h	14	27	[L]
1956 h	14	7	[W]	1969	10	47	[L]
1956	27	38	[L]	1972	25	19	[W]
1957 h	29	20	[W]	1979	24	21	[W]
1957	27	2	[W]	1985 h	23	10	[W]
1958	27	20	[W]	1988	14	31	[L]
				1994	17	20 ot	[L]

Franchise moved from Chicago to St. Louis after 1959 season.

Franchise moved from St. Louis to Phoenix after 1987 season.

ATLANTA FALCONS

Steelers won 9, lost 1 (Home: 4-0, Road: 5-1)

	STEELERS	FALCONS			STEELERS	FALCONS	
1966	57	33	[W]	1981	34	20	[W]
1968	41	21	[W]	1984 h	35	10	[W]
1970	16	27	[L]	1987	28	12	[W]
1974 h	24	17	[W]	1990 h	21	9	[W]
1978 h	31	7	[W]	1993	45	17	[W]

BUFFALO BILLS

Steelers won 9, lost 8 (Home: 7-2, Road: 2-6)

	STEELERS	BILLS			STEELERS	BILLS	
1970 h	23	10	[W]	1986	12	16	[L]
1972	38	21	[W]	1988	28	36	[L]
1974 h*	32	14	[W]	1991	34	52	[L]
1975 h	21	30	[L]	1992	20	28	[L]
1978	28	17	[W]	1992 h*	3	24	[L]
1979 h	28	0	[W]	1993 h	23	0	[W]
1980	13	28	[L]	1994 h	23	10	[W]
1982	0	13	[L]	1995 h*	40	21	[W]
1985 h	30	24	[W]				

CHICAGO BEARS

Steelers won 5, lost 19, tied 1 (Home: 4-8-1, Road: 1-11)

	STEELERS	BEARS			STEELERS	BEARS	
1934 h	0	28	[L]	1958 h	24	10	[W]
1935 h	7	23	[L]	1959	21	27	[L]
1936 h	9	27	[L]	1963 h	17	17	[T]
1936	6	26	[L]	1967 h	41	13	[W]
1937 h	0	7	[L]	1969	7	38	[L]
1939 h	0	32	[L]	1971	15	17	[L]
1941	7	34	[L]	1975 h	34	3	[W]
1943	21	48	[L]	1980 h	38	3	[W]
1944	7	34	[L]	1986	10	13 ot	[L]
1944 h	7	49	[L]	1989 h	0	20	[L]
1945 h	7	28	[L]	1992	6	30	[L]
1947	7	49	[L]	1995	37	34 ot	[W]
1949	21	30	[L]				

CINCINNATI BENGALS

Steelers won 29, lost 22 (Home: 18-8, Road: 11-14)

	STEELERS	BENGALS		STEELERS	BENGALS	
1970 h	21	10	[W]	1983 h	10	23 [L]
1970	7	34	[L]	1984 fr	38	17 [W]
1971 h	21	10	[W]	1984	20	22 [L]
1971	21	13	[W]	1985 hr	24	37 [L]
1972	10	15	[L]	1985	21	26 [L]
1972 h	40	17	[W]	1986	22	24 [L]
1973	7	19	[L]	1986 h	30	9 [W]
1973 h	20	13	[W]	1987 h	23	20 [W]
1974	10	17	[L]	1987	30	16 [W]
1974 h	27	3	[W]	1988 hr	12	17 [L]
1975	30	24	[W]	1988	7	42 [L]
1975 h	35	14	[W]	1989	10	41 [L]
1976 h	23	6	[W]	1989 h	16	26 [L]
1976	7	3	[W]	1990	3	27 [L]
1977 h	20	14	[W]	1990 h	12	16 [L]
1977	10	17	[L]	1991	33	27 ot [W]
1978	28	3	[W]	1991 h	17	10 [W]
1978 h	7	6	[W]	1992 h	20	0 [W]
1979	10	34	[L]	1992	21	9 [W]
1979 h	37	17	[W]	1993 h	34	7 [W]
1980	28	30	[L]	1993	24	16 [W]
1980 h	16	17	[L]	1994 h	14	10 [W]
1981	7	34	[L]	1994	38	15 [W]
1981 h	10	17	[L]	1995 h	9	27 [L]
1982 h	26	20 ot	[W]	1995	49	31 [W]
1983	24	14	[W]			

CLEVELAND BROWNS

Steelers won 41, lost 52 (Home: 28-19, Road: 13-33)

	STEELERS	BROWNS		STEELERS	BROWNS	
1950 h	17	30	[L]	1973	16	21 [L]
1950	7	45	[L]	1974 h	20	16 [W]
1951	0	17	[L]	1974	26	16 [W]
1951 h	0	28	[L]	1975	42	6 [W]
1952 h	20	21	[L]	1975 h	31	17 [W]
1952	28	29	[L]	1976 h	31	14 [W]
1953	16	34	[L]	1976	16	18 [L]
1953 h	16	20	[L]	1977	28	14 [W]
1954 h	55	27	[W]	1977 h	35	31 [W]
1954	7	42	[L]	1978 h	15	9ot [W]
1955	14	41	[L]	1978	34	14 [W]
1955 h	7	30	[L]	1979	51	35 [W]
1956 h	10	14	[L]	1979 h	33	30 ot [W]
1956	24	16	[W]	1980	26	27 [L]
1957 h	12	23	[L]	1980 h	16	13 [W]
1957	0	24	[L]	1981 h	13	7 [W]
1958 h	12	45	[L]	1981	32	10 [W]
1958	10	27	[L]	1982	9	10 [L]
1959 h	17	7	[W]	1982 h	37	21 [W]
1959	21	20	[W]	1983 h	44	17 [W]
1960	20	28	[L]	1983	17	30 [L]
1960 h	14	10	[W]	1984	10	20 [L]
1961 h	28	30	[L]	1984 h	23	20 [W]
1961	17	13	[W]	1985	7	17 [L]
1962 h	14	41	[L]	1985 h	10	9 [W]
1962	14	35	[L]	1986 h	24	27 [L]
1963	23	35	[L]	1986	31	37 ot [L]
1963 h	9	7	[W]	1987	10	34 [L]
1964	23	7	[W]	1987 h	13	19 [L]
1964 h	17	30	[L]	1988 h	9	23 [L]
1965	19	24	[L]	1988	7	27 [L]
1965 h	21	42	[L]	1989 h	0	51 [L]
1966	10	41	[L]	1989	17	7 [W]
1966 h	16	6	[W]	1990	3	13 [L]
1967	10	21	[L]	1990 h	35	0 [W]
1967 h	14	34	[L]	1991	14	17 [L]
1968	24	31	[L]	1991 h	17	10 [W]
1968 h	24	45	[L]	1992	9	17 [L]
1969	31	42	[L]	1992 h	23	13 [W]
1969 h	3	24	[L]	1993	23	28 [L]
1970	7	15	[L]	1993 h	16	9 [W]
1970 h	28	9	[W]	1994	17	10 [W]
1971	17	27	[L]	1994 h	17	7 [W]
1971 h	26	9	[W]	1994 h*	29	9 [W]
1972	24	26	[L]	1995 h	20	3 [W]
1972 h	30	0	[W]	1995	20	17 [W]
1973 h	33	6	[W]			

DALLAS COWBOYS

Steelers won 13, lost 14 (Home: 6-5, Road: 5-8, Neutral: 2-1)

	STEELERS	COWBOYS			STEELERS	COWBOYS	
1960	35	28	[W]	1967 h	21	24	[L]
1961	24	27	[L]	1968	7	28	[L]
1961 h	37	7	[W]	1969 h	7	10	[L]
1962	30	28	[W]	1972	13	17	[L]
1962 h	27	42	[L]	1975***	21	17	[W]
1963 h	27	21	[W]	1977 h	28	13	[W]
1963	24	19	[W]	1978***	35	31	[W]
1964 h	23	17	[W]	1979 h	14	3	[W]
1964	14	17	[L]	1982	36	28	[W]
1965 h	22	13	[W]	1985	13	27	[L]
1965	17	24	[L]	1988 h	24	21	[W]
1966	21	52	[L]	1991	10	20	[L]
1966 h	7	20	[L]	1994 h	9	26	[L]
				1995***	17	27	[L]

DENVER BRONCOS

Steelers won 7, lost 12, tied 1 (Home: 4-5, Road: 3-7-1)

	STEELERS	BRONCOS			STEELERS	BRONCOS	
1970	13	16	[L]	1983 h	10	14	[L]
1971 h	10	22	[L]	1984*	24	17	[W]
1973 h	13	23	[L]	1985 h	23	31	[L]
1974	35	35 ot	[T]	1986 h	10	21	[L]
1975 h	20	9	[W]	1988 h	39	21	[W]
1977	7	21	[L]	1989	7	34	[L]
1977*	21	34	[L]	1989*	23	24	[L]
1978	21	17	[W]	1990	34	17	[W]
1978 h*	33	10	[W]	1991	13	20	[L]
1979 h	42	7	[W]	1993	13	37	[L]

DETROIT LIONS

Steelers won 13, lost 16, tied 1 (Home: 9-3-1, Road: 4-12, Neutral: 0-1)

	STEELERS	LIONS			STEELERS	LIONS	
1934	7	40	[L]	1955 h	28	31	[L]
1936	3	28	[L]	1956	7	45	[L]
1937	3	7	[L]	1959 h	10	10	[T]
1938	7	16	[L]	1962	7	45	[L]
1940	10	7	[W]	1962	10	17	[L]
1942	35	7	[W]	(Playoff Bowl)			
1943 h	35	34	[W]	1966 h	17	3	[W]
1944 h	6	27	[L]	1967	24	14	[W]
1944	7	21	[L]	1969 h	16	13	[W]
1946	7	17	[L]	1973 h	24	10	[W]
1947 h	17	10	[W]	1983	3	45	[L]
1948	14	17	[L]	1986 h	27	17	[W]
1949 h	14	7	[W]	1989	23	3	[W]
1950	7	10	[L]	1992 h	17	14	[W]
1952 h	6	31	[L]	1995 h	23	20	[W]
1953	21	38	[L]				

STEELERS VS. AFC CENTRAL

	CIN	CLE	HOU	Home	Away	Overall
1970	1-1	1-1	1-1	2-1	1-2	3-3
1971	2-0	1-1	1-1	3-0	1-2	4-2
1972	1-1	1-1	2-0	3-0	1-2	4-2
1973	1-1	1-1	2-0	3-0	1-2	4-2
1974	1-1	2-0	1-1	2-1	2-1	4-2
1975	2-0	2-0	2-0	3-0	3-0	6-0
1976	2-0	1-1	2-0	3-0	2-1	5-1
1977	1-1	2-0	1-1	3-0	1-2	4-2
1978	2-0	2-0	1-1	2-1	3-0	5-1
1979	1-1	2-0	1-1	3-0	1-2	4-2
1980	0-2	1-1	1-1	2-1	0-3	2-4
1981	0-2	2-0	1-1	2-1	1-2	3-3
1982	1-0	1-1	1-0	2-0	1-1	3-1
1983	1-1	1-1	2-0	2-1	2-1	4-2
1984	1-1	1-1	1-1	3-0	0-3	3-3
1985	0-2	1-1	2-0	2-1	1-2	3-3
1986	1-1	0-2	2-0	2-1	1-2	3-3
1987	2-0	0-2	0-2	1-2	1-2	2-4
1988	0-2	0-2	1-1	0-3	1-2	1-5
1989	0-2	1-1	0-2	0-3	1-2	1-5
1990	0-2	1-1	1-1	2-1	0-3	2-4
1991	2-0	1-1	1-1	3-0	1-2	4-2
1992	2-0	1-1	2-0	3-0	2-1	5-1
1993	2-0	1-1	0-2	2-1	1-2	3-3
1994	2-0	2-0	2-0	3-0	3-0	6-0
1995	1-1	2-0	2-0	2-1	3-0	5-1
Totals	29-22	31-21*	33-18**	58-19	35-42	93-61

*Does not include series record before pro football merger in 1970.

**Does not include postseason games.

GREEN BAY PACKERS

Steelers won 11, lost 21 (Home: 5-8, Road: 6-13)

	STEELERS	PACKERS		STEELERS	PACKERS	
1933	0	47	[L]	1951 h	28	7 (W)
1935	0	27	[L]	1953 h	31	14 (W)
1935 h	14	34	[L]	1954	21	20 (W)
1936	10	42	[L]	1957 h	10	27 [L]
1938	0	20	[L]	1960 h	13	19 [L]
1940	3	24	[L]	1963	14	33 [L]
1941 h	7	54	[L]	1965 h	9	41 [L]
1942	21	24	[L]	1967	24	17 (W)
1943 h	28	38	[L]	1969 h	34	38 [L]
1944	7	34	[L]	1970 h	12	20 [L]
1944 h	20	35	[L]	1975	16	13 (W)
1946	7	17	[L]	1980 h	22	20 (W)
1947	18	17	[W]	1983	25	21 (W)
1948 h	38	7	[W]	1986 h	27	3 (W)
1949	30	7	[W]	1992	3	17 [L]
1951	33	35	[L]	1995	19	24 [L]

HOUSTON OILERS

Steelers won 36, lost 18 (Home: 20-7, Road: 16-11)

	STEELERS	OILERS		STEELERS	OILERS	
1970 h	7	19	[L]	1983	40	28 (W)
1970	7	3	[W]	1983 h	17	10 (W)
1971 h	23	16	[W]	1984 h	35	7 (W)
1971	3	29	[L]	1984	20	23 ot [L]
1972 h	24	7	[W]	1985 h	20	0 (W)
1972	9	3	[W]	1985	30	7 (W)
1973	36	7	[W]	1986	22	16 ot (W)
1973 h	33	7	[W]	1986 h	21	10 (W)
1974	13	7	[W]	1987 h	3	23 [L]
1974 h	10	13	[L]	1987	16	24 [L]
1975 h	24	17	[W]	1988 h	14	34 [L]
1975	32	9	[W]	1988	37	34 (W)
1976 h	32	16	[W]	1989	0	27 [L]
1976	21	0	[W]	1989 h	16	23 [L]
1977	10	27	[L]	1989*	26	23 ot (W)
1977 h	27	10	[W]	1990 h	20	9 (W)
1978 h	17	24	[L]	1990	14	34 [L]
1978	13	3	[W]	1991 h	26	14 (W)
1978 h**	34	5	[W]	1991	6	31 [L]
1979 h	38	7	[W]	1992	29	24 (W)
1979	17	20	[L]	1992 h	21	20 (W)
1979 h**	27	13	[W]	1993	3	23 [L]
1980 h	31	17	[W]	1993 h	17	26 [L]
1980	0	6	[L]	1994 h	30	14 (W)
1981 h	26	13	[W]	1994	12	9 ot (W)
1981	20	21	[L]	1995	34	17 (W)
1982	24	10	[W]	1995 h	21	7 (W)

INDIANAPOLIS COLTS

Steelers won 15, lost 4 (Home: 10-1, Road: 5-3)

	STEELERS	COLTS		STEELERS	COLTS	
1950 h	17	7	[W]	1979 h	17	13 (W)
1957	19	13	[W]	1980	20	17 (W)
1968 h	7	41	[L]	1983	24	13 (W)
1971*	21	34	[L]	1984	16	17 [L]
1974 h	30	0	[W]	1985 h	45	3 (W)
1975 h*	28	10	[W]	1987 h	21	7 (W)
1976*	40	14	[W]	1991	21	3 (W)
1977	21	31	[L]	1992 h	30	14 (W)
1978 h	35	13	[W]	1994 h	31	21 (W)
				1995 h**	20	16 (W)

Franchise moved from Baltimore to Indianapolis after 1983 season.

JACKSONVILLE JAGUARS

Steelers won 1, lost 1 (Home: 1-0, Road: 0-1)

	STEELERS	JAGUARS		STEELERS	JAGUARS	
1995	16	20	[L]	1995	24	7 (W)

KANSAS CITY CHIEFS

Steelers won 13, lost 6 (Home: 7-4, Road: 6-2)

	STEELERS	CHIEFS		STEELERS	CHIEFS	
1970 h	14	31	[L]	1982 h	35	14 (W)
1971	16	38	[L]	1984 h	27	37 [L]
1972 h	16	7	[W]	1985	36	28 (W)
1974	34	24	[W]	1986 h	19	24 [L]
1975 h	28	3	[W]	1987	17	16 (W)
1976	45	0	[W]	1988 h	16	10 (W)
1978 h	27	24	[W]	1989 h	23	17 (W)
1979	30	3	[W]	1992	27	3 (W)
1980 h	21	16	[W]	1993*	24	27 ot [L]
1981 h	33	37	[L]			

MIAMI DOLPHINS

Steelers won 7, lost 10 (Home: 5-3, Road: 2-7)

	STEELERS	DOLPHINS			STEELERS	DOLPHINS	
1971	21	24	[L]	1985	20	24	[L]
1972 h**	17	21	[L]	1987	24	35	[L]
1973	26	30	[L]	1988 h	40	24	[W]
1976 h	14	3	[W]	1989	34	14	[W]
1979 h*	34	14	[W]	1990 h	6	28	[L]
1980 h	23	10	[W]	1993	21	20	[W]
1981	10	30	[L]	1994 h	16	13 ot	[W]
1984 h	7	31	[L]	1995	10	23	[L]
1984**	28	45	[L]				

MINNESOTA VIKINGS

Steelers won 5, lost 8 (Home: 3-4, Road: 1-4, Neutral: 1-0)

	STEELERS	VIKINGS			STEELERS	VIKINGS	
1962 h	39	31	[W]	1980	23	17	[W]
1964	10	30	[L]	1983 h	14	17	[L]
1967 h	27	41	[L]	1986	7	31	[L]
1969	14	52	[L]	1989 h	27	14	[W]
1972 h	23	10	[W]	1992 h	3	6	[L]
1974***	16	6	[W]	1995 h	24	44	[L]
1976	6	17	[L]				

NEW ENGLAND PATRIOTS

Steelers won 10, lost 3 (Home: 8-3, Road: 2-0)

	STEELERS	PATRIOTS			STEELERS	PATRIOTS	
1972 h	33	3	[W]	1986 h	0	34	[L]
1974	21	17	[W]	1989 h	28	10	[W]
1976 h	27	30	[L]	1990 h	24	3	[W]
1979	16	13ot	[W]	1991 h	20	6	[W]
1981 h	27	21ot	[W]	1993 h	17	14	[W]
1982 h	37	14	[W]	1995 h	41	27	[W]
1983 h	23	28	[L]				

NEW ORLEANS SAINTS

Steelers won 6, lost 5 (Home: 2-2, Road: 4-3)

	STEELERS	SAINTS			STEELERS	SAINTS	
1967	14	10	[W]	1981	20	6	[W]
1968 h	12	16	[L]	1984	24	27	[L]
1968	14	24	[L]	1987 h	16	20	[L]
1969	24	27	[L]	1990	9	6	[W]
1974	28	7	[W]	1993 h	37	14	[W]
1978 h	20	14	[W]				

NEW YORK GIANTS

Steelers won 28, lost 44, tied 3 (Home: 14-21-3, Road: 14-23)

	STEELERS	GIANTS			STEELERS	GIANTS	
1933 h	2	23	[L]	1953	14	10	[W]
1933	3	27	[L]	1954 h	6	30	[L]
1934 h	12	14	[L]	1954	3	24	[L]
1934	7	17	[L]	1955 h	30	23	[W]
1935 h	7	42	[L]	1955	19	17	[W]
1935	0	13	[L]	1956	10	38	[L]
1936 h	10	7	[W]	1956 h	14	17	[L]
1937 h	7	10	[L]	1957	0	35	[L]
1937	0	17	[L]	1957 h	21	10	[W]
1938 h	14	27	[L]	1958	6	17	[L]
1938	13	10	[W]	1958 h	31	10	[W]
1939 h	7	14	[L]	1959 h	16	21	[L]
1939	7	23	[L]	1959	14	9	[W]
1940 h	10	10	[T]	1960 h	17	19	[L]
1940	0	12	[L]	1960	24	27	[L]
1941 h	10	37	[L]	1961 h	14	17	[L]
1941	7	28	[L]	1961	21	42	[L]
1942 h	13	10	[W]	1962 h	27	31	[L]
1942	17	9	[W]	1962	20	17	[W]

STEELERS VS. NFC

	Home	Away	Overall		Home	Away	Overall
1970	0-1	0-2	0-3	1984	2-0	1-1	3-1
1971	1-1	0-1	1-2	1985	1-1	0-2	1-3
1972	1-0	1-1	2-1	1986	2-0	0-2	2-2
1973	2-0	1-0	3-0	1987	1-1	1-1	2-2
1974	2-0	1-0	4-0*	1988	1-1	0-2	1-3
1975	1-0	1-1	3-1*	1989	1-1	2-0	3-1
1976	0-0	1-1	1-1	1990	2-0	1-1	3-1
1977	2-0	0-0	2-0	1991	0-2	0-2	0-4
1978	2-0	1-1	4-1*	1992	1-1	0-2	1-3
1979	2-0	1-1	4-1*	1993	1-1	1-1	2-2
1980	2-0	2-0	4-0	1994	1-1	1-1	2-2
1981	1-1	2-0	3-1	1995	1-1	1-1	2-3**
1982	0-0	1-0	1-0	TOTAL:	31-14	21-25	56-40
1983	1-1	1-1	2-2				

*Includes Super Bowl win

**Includes Super Bowl loss

1943 h	28	14	[W]	1963 h	31	0	[W]
1943	14	42	[L]	1963	17	33	[L]
1944	0	23	[L]	1964 h	27	24	[W]
1945 h	6	34	[L]	1964	44	17	[W]
1945	21	7	[W]	1965 h	13	23	[L]
1946 h	14	17	[L]	1965	10	35	[L]
1946	0	7	[L]	1966 h	34	34	[T]
1947	38	21	[W]	1966	47	28	[W]
1947 h	24	7	[W]	1967 h	24	27	[L]
1948	27	34	[L]	1967	20	28	[L]
1948 h	38	28	[W]	1968 h	20	34	[L]
1949 h	28	7	[W]	1969	7	10	[L]
1949	21	17	[W]	1969 h	17	21	[L]
1950 h	7	18	[L]	1971 h	17	13	[W]
1950	17	6	[W]	1976	27	0	[W]
1951 h	13	13	[T]	1985	10	28	[L]
1951	0	14	[L]	1991 h	20	23	[L]
1952 h	63	7	[W]	1994	10	6	[W]
1953 h	24	14	[W]				

NEW YORK JETS

Steelers won 12, lost 1 (Home: 4-0, Road: 8-1)

	STEELERS	JETS			STEELERS	JETS	
1970 h	21	17	[W]	1984	23	17	[W]
1973 h	26	14	[W]	1986	45	24	[W]
1975	20	7	[W]	1988	20	24	[L]
1977	23	20	[W]	1989	13	0	[W]
1978	28	17	[W]	1990	24	7	[W]
1981 h	38	10	[W]	1992 h	27	10	[W]
1983	34	7	[W]				

OAKLAND RAIDERS

Steelers won 8, lost 10 (Home: 3-3, Road: 5-7)

	STEELERS	RAIDERS			STEELERS	RAIDERS	
1970	14	31	[L]	1976**	7	24	[L]
1972 h	34	28	[W]	1977 h	7	16	[L]
1972 h*	13	7	[W]	1980 h	34	45	[L]
1973	17	9	[W]	1981	27	30	[L]
1973*	14	33	[L]	1983*	10	38	[L]
1974 h	0	17	[L]	1984	13	7	[W]
1974**	24	13	[W]	1990	3	20	[L]
1975 h**	16	10	[W]	1994	21	3	[W]
1976	28	31	[L]	1995	29	10	[W]

Franchise moved from Oakland to Los Angeles after 1981 season, and moved back to Oakland after 1994 season.

PHILADELPHIA EAGLES

Steelers won 26, lost 44, tied 3 (Home: 17-18-1, Road: 8-24-2, Neutral: 1-2)

	STEELERS	EAGLES			STEELERS	EAGLES	
1933	6	25	[L]	1951	17	13	[W]
1934 h	0	17	[L]	1952 h	25	31	[L]
1934	9	7	[W]	1952	21	26	[L]
1935	17	7	[W]	1953	7	23	[L]
1935 h	6	17	[L]	1953 h	7	35	[L]
1936 h	17	0	[W]	1954	22	24	[L]
1936 1	6	0	[W]	1955 h	13	7	[W]
1937 h	27	14	[W]	1955	0	24	[L]
1937 h	16	7	[W]	1956 h	21	35	[L]
1938 2	7	27	[L]	1956	7	14	[L]
1938 3	7	14	[L]	1957 h	6	0	[W]
1939	14	17	[L]	1957	6	7	[L]
1939 h	24	12	[W]	1958 h	24	3	[W]
1940 h	7	3	[W]	1958	31	24	[W]
1940	0	7	[L]	1959	24	28	[L]
1941 h	7	10	[L]	1959 h	31	0	[W]
1941	7	7	[T]	1960	7	34	[L]
1942 h	14	24	[L]	1960 h	27	21	[W]
1942	14	0	[W]	1961	16	21	[L]
1945 h	3	45	[L]	1961 h	24	35	[L]
1945	6	30	[L]	1962 h	13	7	[W]
1946 h	10	7	[W]	1962	26	17	[W]
1946	7	10	[L]	1963	21	21	[T]
1947 h	35	24	[W]	1963 h	20	20	[T]
1947	0	21	[L]	1964	7	21	[L]
1947 h	0	21	[L]	1964 h	10	34	[L]
(Eastern Conference Playoff)				1965	20	14	[W]
1948 h	7	34	[L]	1965 h	13	47	[L]
1948	0	17	[L]	1966 h	14	31	[L]
1949 h	7	38	[L]	1966	23	27	[L]
1949	17	34	[L]	1967	24	34	[L]
1950 h	10	17	[L]	1968 h	6	3	[W]
1950	9	7	[W]	1969	27	41	[L]
1951 h	13	34	[L]	1970	20	30	[L]

1974 h	27	0	[W]	1991	14	23	[L]
1979	14	17	[L]	1994 h	14	3	[W]
1988 h	26	27	[L]				

1-Johnstown, Pa. 2-Buffalo, N.Y. 3-Charleston, W.V.

ST. LOUIS RAMS

Steelers won 5, lost 16, tied 2 (Home: 4-5-1, Road: 0-11-1, Neutral: 1-0)

STEELERS	RAMS		STEELERS	RAMS	
1938	7	[L]	1964 h	26	[L]
1939	14	[T]	1968	45	[L]
1941	14	[L]	1971 h	23	[L]
1944 h	28	[L]	1975	10	[L]
1944 h	6	[L]	1978	10	[L]
1947 h	7	[L]	1979***	31	[W]
1948	14	[L]	1981 h	0	[W]
1949 h	7	[T]	1984 h	14	[W]
1952	14	[L]	1987	31	[L]
1955	26	[L]	1990 h	10	[W]
1956 h	30	[W]	1993	27	[L]
1961	14	[L]			

Franchise moved from Cleveland to Los Angeles after 1945 season.

Franchise moved to St. Louis after 1994 season.

SAN DIEGO CHARGERS

Steelers won 15, lost 7 (Home: 10-2, Road: 5-5)

STEELERS	CHARGERS		STEELERS	CHARGERS	
1971 h	21	[W]	1985	54	[L]
1972	24	[W]	1987	16	[W]
1973 h	38	[W]	1988	20	[L]
1975	37	[W]	1989 h	17	[W]
1976 h	23	[W]	1990 h	14	[W]
1977	10	[W]	1991 h	20	[W]
1979	7	[L]	1992	6	[W]
1980	17	[L]	1993 h	3	[W]
1982 h*	28	[L]	1994	37	[L]
1983 h	26	[W]	1994 h**	17	[L]
1984 h	52	[W]	1995 h	16	[W]

Franchise moved from Los Angeles to San Diego after 1960 season.

SAN FRANCISCO 49ERS

Steelers won 7, lost 8 (Home: 3-4, Road: 4-4)

STEELERS	49ERS		STEELERS	49ERS	
1951 h	24	[L]	1977 h	0	[W]
1952	24	[W]	1978	7	[W]
1954	3	[L]	1981 h	17	[L]
1958	20	[L]	1984	17	[W]
1961 h	20	[W]	1987 h	17	[W]
1965	17	[L]	1990	27	[L]
1968 h	28	[L]	1993 h	24	[L]
1973	37	[W]			

SEATTLE SEAHAWKS

Steelers won 5, lost 6 (Home: 4-1, Road: 1-5)

STEELERS	SEAHAWKS		STEELERS	SEAHAWKS	
1950 h	17	[W]	1979 h	13	[W]
1977 h	30	[W]	1987 h	9	[W]
1978 h	21	[W]	1991 h	27	[L]
1981	21	[L]	1992 h	14	[W]
1982	0	[L]	1993	16	[L]
1983	27	[W]	1994	30	[L]
1986	0	[L]			

TAMPA BAY BUCCANEERS

Steelers won 4, lost 0 (Home: 2-0, Road: 2-0)

STEELERS	BUCS		STEELERS	BUCS	
1976 h	42	[W]	1983 h	12	[W]
1980	24	[W]	1989	22	[W]

NFL LEADERS SINCE 1970 MERGER

Team	Division Titles	Playoffs
San Francisco (NFC)	15	16
Minnesota (NFC)	12	16
Dallas (NFC)	13	19
STEELERS (AFC)	12	16
Miami (AFC)	11	16
Los Angeles Raiders (AFC)	9	15
Los Angeles Rams (NFC)	8	14

WASHINGTON REDSKINS

Steelers won 28, lost 43, tied 4 (Home: 16-22-1, Road: 12-21-3)

	STEELERS	REDSKINS		STEELERS	REDSKINS	
1933 h	6	21	[L]	1952	24	23 [W]
1933	16	14	[W]	1953 h	9	17 [L]
1934 h	0	7	[L]	1953	14	13 [W]
1934	0	39	[L]	1954 h	37	7 [W]
1935 h	6	0	[W]	1954	14	17 [L]
1935	3	13	[L]	1955 h	14	23 [L]
1936 h	10	0	[W]	1955	17	28 [L]
1936	0	30	[L]	1956 h	30	13 [W]
1937	20	34	[L]	1956	23	0 [W]
1937 h	21	13	[W]	1957 h	28	7 [W]
1938 h	0	7	[L]	1975	3	10 [L]
1938	0	15	[L]	1958 h	24	16 [W]
1939	14	44	[L]	1958	14	14 [T]
1939 h	14	21	[L]	1959 h	17	23 [L]
1940 h	10	40	[L]	1959	27	6 [W]
1940	10	37	[L]	1960	27	27 [T]
1941 h	20	24	[L]	1960 h	22	10 [W]
1941	3	23	[L]	1961 h	20	0 [W]
1942	14	24	[L]	1961	30	14 [W]
1942 h	0	14	[L]	1962 h	23	21 [W]
1943 h	14	14	[T]	1962	27	24 [W]
1943	27	14	[W]	1963 h	38	27 [W]
1944	20	42	[L]	1963	34	28 [W]
1945 h	0	14	[L]	1964 h	0	30 [L]
1945	0	24	[L]	1964	14	7 [W]
1946	14	14	[T]	1965 h	3	31 [L]
1946 h	14	7	[W]	1965	14	35 [L]
1947	26	27	[L]	1966 h	27	33 [L]
1947 h	21	14	[W]	1966	10	24 [L]
1948	14	17	[L]	1967 h	10	15 [L]
1948 h	10	7	[W]	1968	13	16 [L]
1949 h	14	27	[L]	1969 h	7	14 [L]
1949	14	27	[L]	1973 h	21	16 [W]
1950	26	7	[W]	1979 h	38	7 [W]
1950 h	7	24	[L]	1985 h	23	30 [L]
1951 h	7	22	[L]	1988	29	30 [L]
1951	20	10	[W]	1991 h	14	41 [L]
1952 h	24	28	[L]			

Franchise moved from Boston to Washington after 1936 season.

*AFC Playoffs

**AFC Championship

***Super Bowl

STEELERS SINCE REALIGNMENT (1970-1995)

		Regular	Playoff	Overall	Pct.
1. Miami	AFC	257-133-2	19-17	276-150-2	.6449
2. Dallas	NFC	251-141-0	33-16	284-157-0	.6440
3. Oakland	AFC	244-142-6	21-12	265-154-6	.6235
4. San Francisco	NFC	236-153-3	23-11	259-164-3	.6080
5. Pittsburgh	AFC	235-156-1	23-12	258-168-1	.6042
6. Washington	NFC	234-157-1	21-12	255-169-1	.6000
7. Minnesota	NFC	228-162-2	11-16	239-178-2	.5704
8. St. Louis Rams	NFC	214-174-4	10-14	224-188-4	.5385

WHEN THE STEELERS RUSH FOR 200 YARDS (since 1970 merger)

Year	200-Yd. Games	Reg. Season W-L	Postseason W-L	Year	200-Yd. Games	Reg. Season W-L	Postseason W-L
1970	1	0-1	—	1982	2	2-0	0-0
1971	2	1-1	—	1983	5	4-1	0-0
1972	7	6-1	0-0	1984	1	1-0	0-0
1973	2	2-0	0-0	1985	2	2-0	—
1974	7	4-0	3-0	1986	3	3-0	—
1975	7	6-0	1-0	1987	3	3-0	—
1976	10	9-0	1-0	1988	3	3-0	—
1977	3	3-0	0-0	1989	1	1-0	0-0
1978	2	2-0	0-0	1990	1	1-0	—
1979	4	4-0	0-0	1991	0	0-0	0
1980	0	0-0	—	1992	2	2-0	0
1981	3	3-0	—	1993	3	3-0	0
Record in 1970s: 42-3				1994	3	2-0	1-0
Record in 1980s: 22-1				1995	0	0-0	—
Record in 1990s: 9-0				Total	77	67-4	6-0

STEELERS ALL-TIME LEADERS

RUSHING

Player	Years	Atts.	Yds.	Avg.	LG	TDs
Franco Harris	1972-83	2,881	11,950	4.1	75t	91
John Henry Johnson	1960-65	1,025	4,383	4.3	87	26
Frank Pollard	1980-88	953	3,989	4.2	52	20
Dick Hoak	1961-70	1,132	3,965	3.5	77	25
Barry Foster	1990-94	915	3,943	4.3	69	26
Rocky Bleier	1968, 1970-80	928	3,865	4.2	70t	23
Walter Abercrombie	1982-87	842	3,343	4.0	50t	22
Fran Rogel	1950-57	900	3,271	3.6	51	17
Merril Hoge	1987-93	819	3,115	3.8	41t	21
John Fuqua	1970-76	699	2,942	4.2	85	21
Tom Tracy	1958-63	727	2,712	3.7	64	15
Terry Bradshaw	1970-83	444	2,255	5.1	39	32
Preston Pearson	1970-74	573	2,243	3.9	47	8
Lynn Chandnois	1950-56	593	1,934	3.2	38	16
Earnest Jackson	1986-88	470	1,921	4.1	39	9
Sidney Thornton	1977-82	356	1,512	4.2	75	18
Bill Dudley	1942, 1945-46	343	1,505	4.4	42	14
Joe Geri	1949-51	411	1,500	3.6	45	10
Byron "Bam" Morris	1994-95	346	1,395	4.0	30t	16
Tim Worley	1989-91, 1993	336	1,338	4.0	38	5

PASSING

(Based on total yardage)

Player	Years	Atts.	Comps.	Yds.	Pct.	LG	TD	Ints.	Rtg.
Terry Bradshaw	1970-83	3,901	2,025	27,989	51.9	90t	212	210	71.1
Neil O'Donnell	1990-95	1,871	1,069	12,867	57.1	89t	68	39	81.6
Bubby Bristler	1986-92	1,477	776	10,104	52.5	90	51	57	69.8
Bobby Layne	1958-62	1,156	569	8,983	49.2	78	67	81	70.7
Jim Finks	1949-55	1,382	661	8,854	47.8	78t	55	88	48.5
Mark Malone	1980-87	1,374	690	8,582	50.2	61t	54	68	62.1
Ed Brown	1962-65	736	339	5,821	44.7	85	30	50	57.7
Bill Nelsen	1964-67	589	274	4,440	46.5	87t	28	30	67.0
Dick Shiner	1968-69	513	245	3,278	47.8	63	25	27	54.7
Cliff Stoudt	1977-83	479	244	3,217	50.9	72	14	28	57.9
David Woodley	1984-85	339	179	2,630	52.8	80t	14	21	66.2
Kent Nix	1967-69	451	217	2,597	48.1	66	14	33	46.1
Terry Hanratty	1969-75	417	159	2,428	38.1	72t	24	34	42.6
Earl Morrall	1957-58	335	145	2,175	43.3	66	12	19	53.9
Joe Gilliam	1972-75	331	147	2,103	44.4	61t	9	17	53.3

PASS RECEIVING

Player	Years	No.	Yds.	Avg.	LG	TDs
John Stallworth	1974-87	537	8,723	16.2	74t	63
Louis Lipps	1984-91	358	6,018	16.8	89t	39
Lynn Swann	1974-82	336	5,462	16.3	68t	51
Elbie Nickel	1947-57	329	5,133	15.6	77t	37
Franco Harris	1972-83	306	2,284	7.5	44t	9
Merril Hoge	1987-93	241	2,054	8.5	40	13
Ray Mathews	1951-59	230	3,919	16.1	78t	34
Buddy Dial	1959-63	229	4,723	20.6	88t	42
Bennie Cunningham	1976-85	202	2,879	14.3	48	20
Roy Jefferson	1965-69	199	3,671	18.4	84t	29
Eric Green	1990-94	198	2,681	13.5	71t	24
Ron Shanklin	1970-74	166	3,047	18.4	81t	24
Lynn Chandnois	1950-56	163	2,062	12.6	55	8
Gary Ballman	1962-66	154	2,949	19.2	87t	22
Dwight Stone	1987-94	152	2,460	16.2	90	12
Fran Rogel	1950-57	150	1,087	7.2	64	2
Dick Hoak	1961-70	146	1,452	9.9	48	8
Val Jansante	1946-51	144	2,214	15.4	66	13
Walter Abercrombie	1982-87	138	1,353	9.8	59	7
John Fuqua	1970-76	135	1,247	9.2	57t	3
Yancey Thigpen	1992-95	131	2,009	15.3	60t	12

SCORING

Player	Years	Tot. TD	TDR	TDP	PAT	FG	TP
Gary Anderson	1982-94	0	0	0	416	309	1,343
Roy Gerela	1971-78	0	0	0	293	146	731
Franco Harris	1972-83	100	91	9	0	0	600
John Stallworth	1974-87	64	1	63	0	0	384
Lynn Swann	1974-82	53	1	51	0	0	318 **
Mike Clark	1964-67	0	0	0	116	57	287
Lou Michaels	1961-63	0	0	0	91	62	277
Louis Lipps	1984-91	46	4	39	0	0	276 ***
Ray Mathews	1951-59	43	13	30	1	0	261 *
Buddy Dial	1959-63	42	0	42	0	0	252
Elbie Nickel	1947-57	37	0	37	0	0	222

Merril Hoge	1987-93	34	21	13	0	0	204
Matt Bahr	1979-80	0	0	0	89	37	200
Dick Hoak	1961-70	33	25	8	0	0	198

INTERCEPTIONS

Player	Years	No.	Yds.	Avg.	LG	TDs
Mel Blount	1970-83	57	736	12.9	52t	2
Jack Butler	1951-59	52	827	15.9	52	4
Donnie Shell	1974-87	51	450	8.8	67	2
Dwayne Woodruff	1979-85, 87-90	37	689	18.6	78t	3
Mike Wagner	1971-80	36	491	13.6	65	0
Jack Ham	1971-82	32	218	6.8	32t	1
Rod Woodson	1990-95	32	658	20.6	63t	4
Jack Lambert	1974-84	28	243	8.7	31	0
Glen Edwards	1971-77	25	652	26.1	86t	1
Howard Hartley	1949-52	25	267	10.7	38	0
Clendon Thomas	1962-68	23	233	10.1	33	0

OPPONENT

QUARTERBACK SACKS

Player	Years	No.
L.C. Greenwood	1969-81	73.5
Joe Greene	1969-81	66.0
Keith Willis	1982-87, 89-91	59.0
Greg Lloyd	1988-95	49.0
Dwight White	1971-80	46.0
Ernie Holmes	1972-77	40.0
Kevin Greene	1993-95	35.5
Gary Dunn	1977-87	35.0
Steve Furness	1972-80	32.0
Mike Merriweather	1982-87	31.0
Robin Cole	1977-87	27.0
Jack Ham	1971-82	25.5

FUMBLE RECOVERIES

Player	Years	No.
Jack Ham	1971-82	21
Donnie Shell	1974-87	19
Joe Greene	1969-81	16
Jack Lambert	1974-84	15
Robin Cole	1977-87	14
L.C. Greenwood	1969-81	14
Carnell Lake	1989-95	12
Mel Blount	1970-83	11
Mike Wagner	1971-80	11
Bryan Hinkle	1982-93	10
Greg Lloyd	1988-95	11

**Includes one touchdown on punt return (1974)

*Includes one safety

***Includes three touchdowns on punt returns (1984, '85)

STEELERS BIGGEST WINS — WORST LOSSES AT THREE RIVERS STADIUM

BIGGEST WINS

42 pts (45- 3) vs IND	9/ 8/85
42 pts (42- 0) vs TB	12/ 5/76
35 pts (35- 0) vs CLE	12/23/90
35 pts (35- 0) vs CHI	9/28/80
31 pts (41-10) vs RAMS	10/29/90
31 pts (38- 7) vs HOU	9/ 9/79

WORST LOSSES

51 pts (0-51) vs CLE	9/10/89
34 pts (0-34) vs NE	10/19/87
27 pts (14-41) vs WASH	10/17/91
24 pts (7-31) vs MIA	10/ 7/84
22 pts (6-28) vs MIA	9/30/90

STEELERS BIGGEST COMEBACK WIN

On 12/15/85 the Steelers trailed Buffalo 21-0 in the second quarter. They came back to win 30-24 for the biggest come-from-behind win in club history.

STEELERS BIGGEST WINS — WORST LOSSES

BIGGEST WINS

56 pts (63-7) vs NYG	11/30/52
45 pts (45-0) at KC	11/ 7/76
42 pts (45-3) vs IND	9/ 8/85
42 pts (42-0) vs TB	12/ 5/76
37 pts (37-0) at SD	9/21/75
36 pts (42-6) at CLE	10/ 5/76

WORST LOSSES

51 pts (0-51) vs CLE	9/10/89
47 pts (7-54) vs GB	11/23/41
47 pts (0-47) vs GB	10/15/33
42 pts (3-45) at DET	11/24/83
42 pts (7-49) at BEARS	11/23/47
42 pts (3-45) vs PHI	11/ 4/45
42 pts (7-49) vs BEARS	12/ 3/44

STEELERS AND OPPONENTS SCORING HIGHS

Most Points By Steelers

63 11/30/52 vs NYG	(63- 7)
57 12/18/66 at ATL	(57-33)
55 10/17/54 vs CLE	(55-27)
52 11/25/84 vs SD	(52-24)
51 10/ 7/79 at CLE	(51-35)
51 9/10/89 at CLE	(0-51)
47 12/11/66 at NYG	(47-28)

Most Points By Opponents

54 12/ 8/85 at SD	(44-54)
54 11/23/41 vs GB	(7-54)
52 9/ 8/91 at BUFF	(34-52)
52 11/23/69 at MIN	(14-52)
52 10/30/66 at DAL	(21-52)

STEELERS YEAR-BY-YEAR LEADERS

RUSHING

Year	Player	Att.	Yards	Avg.	LG	TDs
1934	WARREN HELLER	132	528	4.0	—	—
1935	ART STRUTT	92	323	3.5	—	1
1936	WARREN HELLER	106	322	3.0	—	3
1937	JOHN KARCIS	128	511	4.0	—	3
1938	BYRON WHITE (rookie)	152	567 #	3.7	—	4
1939	BOYD BRUMBAUGH	111	343	3.1	—	3
1940	LOU TOMASETTI	68	246	3.6	—	2
1941	DICK RIFFLE	109	388	3.6	54	1
1942	BILL DUDLEY (rookie)	162	696 #	4.3	42	5
1943	JACK HINKLE	116	571	4.9	—	4
1944	JOHN GRIGAS	185	610	3.2	—	3
1945	BUIST WARREN	96	285	3.0	75	2
1946	BILL DUDLEY	146	604 #	4.1	42	3
1947	JOHNNY CLEMENT	129	670	5.2	43	4
1948	BOB CIFERS	112	361	3.2	21	1
1949	JERRY NUZUM	139	611	4.4	64	5
1950	JOE GERI	188	705	3.8	45	2
1951	FRAN ROGEL	109	385	3.5	51	3
1952	RAY MATHEWS	66	315	4.7	36	0
1953	FRAN ROGEL	137	527	3.8	58	2
1954	FRAN ROGEL	111	415	3.8	16	1
1955	FRAN ROGEL	168	588	3.5	19	2
1956	FRAN ROGEL	131	476	3.6	40	2
1957	BILLY WELLS	154	532	3.5	51	0
1958	TOM TRACY	169	714	4.2	64	5
1959	TOM TRACY	199	794	4.0	51	3
1960	TOM TRACY	192	680	3.4	28	5
1961	JOHN HENRY JOHNSON	213	787	3.9	44	6
1962	JOHN HENRY JOHNSON	251	1,141	4.5	40	7
1963	JOHN HENRY JOHNSON	186	775	4.2	48	4
1964	JOHN HENRY JOHNSON	235	1,048	4.7	45	7
1965	DICK HOAK	131	426	3.2	42	5
1966	BILL ASBURY	169	544	3.3	45	7
1967	DON SHY (rookie)	99	341	3.4	33	4
1968	DICK HOAK	175	858	4.9	77†	3
1969	DICK HOAK	151	531	3.5	13	2
1970	JOHN FUQUA	138	691	5.0	85	7
1971	JOHN FUQUA	155	625	4.0	30	4
1972	FRANCO HARRIS (rookie)	188	1,055	5.6 ^b	75†	10
1973	FRANCO HARRIS	188	698	3.7	35	3
1974	FRANCO HARRIS	208	1,006	4.8	54	5
1975	FRANCO HARRIS	262	1,246	4.8	36	10
1976	FRANCO HARRIS	289	1,128	3.9	30	14 ^a
	ROCKY BLEIER	220	1,036	4.7	28	5
1977	FRANCO HARRIS	300	1,162	3.9	61†	11
1978	FRANCO HARRIS	310	1,082	3.5	37	8
1979	FRANCO HARRIS	261	1,186	4.4	71	11
1980	FRANCO HARRIS	208	789	3.8	26	4
1981	FRANCO HARRIS	242	987	4.1	50	8
1982	FRANCO HARRIS	140	604	4.3	21	2
1983	FRANCO HARRIS	279	1,007	3.6	19	5
1984	FRANK POLLARD	213	851	4.0	52	6
1985	FRANK POLLARD	233	991	4.3	56	3
1986	EARNEST JACKSON	216	910	4.2	31	5
1987	EARNEST JACKSON	180	696	3.9	39	1
1988	MERRIL HOGE	170	705	4.1	20	3
1989	TIM WORLEY (rookie)	195	770	3.9	38	5
1990	MERRIL HOGE	203	772	3.8	41†	7
1991	MERRIL HOGE	165	610	3.7	24	2
1992	BARRY FOSTER	390 ^a #	1,690 ^a †	4.3	69	11 [†]
1993	LEROY THOMPSON	205	763	3.7	36	3
1994	BARRY FOSTER	216	851	3.9	29†	5
1995	ERRIC PEGRAM	213	813	3.8	36	5

TOTAL YARDS FROM SCRIMMAGE

Year	Player	Total Yards	Rush. Yards	Rec. Yards
1947	JOHNNY CLEMENT	676	670	6
1948	VAL JANSANTE	620	—3	623
1949	JERRY NUZUM	692	611	81
1950	JOE GERI	738	705	33
1951	LYNN CHANDNOIS	822	332	490
1952	ELBIE NICKEL	884	0	884
1953	LYNN CHANDNOIS	882	470	412
1954	RAY MATHEWS	894	242	652
1955	RAY MATHEWS	949	187	762
1956	FRAN ROGEL	564	476	88
1957	JACK McCLAIREN	630	0	630
1958	TOM TRACY	1,249	714	535
1959	TOM TRACY	1,067	794	273
1960	TOM TRACY	1,025	680	345
1961	JOHN HENRY JOHNSON	1,111	787	324
1962	JOHN HENRY JOHNSON	1,367	1,141	226
1963	BUDDY DIAL	1,295	0	1,295
1964	JOHN HENRY JOHNSON	1,117	1,048	69
1965	GARY BALLMAN	905	46	859
1966	ROY JEFFERSON	808	36	772
1967	J.R. WILBURN	767	0	767
1968	ROY JEFFERSON	1,131	57	1,074
1969	ROY JEFFERSON	1,125	46	1,079
1970	FRENCHY FUQUA	980	691	289
1971	FRENCHY FUQUA	1,052	625	427
1972	FRANCO HARRIS (rookie)	1,235	1,055	180
1973	FRANCO HARRIS	767	698	69

1974	FRANCO HARRIS	1,206	1,006	200
1975	FRANCO HARRIS	1,460	1,246	214
1976	ROCKY BLEIER	1,330	1,036	294
1977	FRANCO HARRIS	1,224	1,162	62
1978	FRANCO HARRIS	1,226	1,082	144
1979	FRANCO HARRIS	1,477	1,186	291
1980	FRANCO HARRIS	985	789	196
1981	FRANCO HARRIS	1,237	987	250
1982	FRANCO HARRIS	853	604	249
1983	FRANCO HARRIS	1,285	1,007	278
1984	JOHN STALLWORTH	1,395	0	1,395*
1985	FRANK POLLARD	1,241	991	250
1986	WALTER ABERCROMBIE	1,272	877	395
1987	EARNEST JACKSON	748	696	52
1988	MERRIL HOGE	1,192	705	487
1989	LOUIS LIPPS	1,124	180	944
1990	MERRIL HOGE	1,114	772	342
1991	MERRIL HOGE	989	610	379
1992	BARRY FOSTER	2,034*	1,690*	344
1993	LEROY THOMPSON	1,022	763	259
1994	BYRON "BAM" MORRIS (rookie)	1,040	836	204
1995	YANCEY THIGPEN	1,308	1	1,307

PASSING

Year	Player	Att.	Comp.	Yards	TDs	Ints	Rtg.
1934	WARREN HELLER	112	31	511	—	15	—
1935	WARREN HELLER	41	9	88	—	—	—
1936	ED MATESIC	138	64	850	—	16	—
1937	ED FISKE	43	17	318	—	4	—
1938	FRANK FILCHOK (rookie)	101	41	469	—	11	—
1939	HUGH McCULLOUGH (rookie)	100	32	443	2	12	14.3
1940	BILL PATTERSON	117	34	529	—	15	—
1941	BOYD BRUMBAUGH	41	13	260	2	8	31.7
1942	BILL DUDLEY (rookie)	94	35	438	2	5	37.4
1943	ROY ZIMMERMAN	124	43	846	9	17	44.2
1944	JOHNNY GRIGAS	131	50	690	6	21	31.6
1945	BUIST WARREN	92	36	368	0	10	11.8
1946	BILL DUDLEY	90	32	452	2	9	20.3
1947	JOHNNY CLEMENT	123	52	1,004	7	9	59.9
1948	RAY EVANS	137	64	924	5	17	41.9
1949	JOE GERI (rookie)	77	31	554	5	5	60.2
1950	JOE GERI	113	41	866	6	15	42.3
1951	CHUCK ORTMANN (rookie)	139	56	671	3	13	24.0
1952	JIM FINKS	336	158	2,307	20#	19	66.1
1953	JIM FINKS	292	131	1,484	8	14	49.7
1954	JIM FINKS	306	164	2,003	14	19	63.6
1955	JIM FINKS	344	165	2,270	10	26*	47.6
1956	TED MARCHIBRODA	275	124	1,585	12	19	49.6
1957	EARL MORRALL	289	139	1,900	11	12	64.7
1958	BOBBY LAYNE	268	133	2,339	14	12	78.4
1959	BOBBY LAYNE	297	142	1,986	20	21	62.6
1960	BOBBY LAYNE	209	103	1,814	13	17	66.3
1961	RUDY BUKICH	156	89	1,253	11	16	67.2
1962	BOBBY LAYNE	233	116	1,686	9	17	56.3
1963	ED BROWN	362	168	2,982	21	20	71.5
1964	ED BROWN	272	121	1,990	12	19	55.2
1965	BILL NELSEN	270	121	1,917	8	17	52.8
1966	RON SMITH	181	79	1,249	8	12	54.4
1967	KENT NIX	268	136	1,587	8	19	49.5
1968	DICK SHINER	304	148	1,856	18	17	64.5
1969	DICK SHINER	203	97	1,422	7	10	60.4
1970	TERRY BRADSHAW (rookie)	218	83	1,410	6	24	30.6
1971	TERRY BRADSHAW	373	203	2,259	13	22	59.8
1972	TERRY BRADSHAW	308	147	1,887	12	12	64.1
1973	TERRY BRADSHAW	180	89	1,183	10	15	54.7
1974	JOE GILLIAM	212	96	1,274	4	8	55.4
	TERRY BRADSHAW	148	67	785	7	8	55.1
1975	TERRY BRADSHAW	286	165	2,055	18	9	87.8*
1976	TERRY BRADSHAW	192	92	1,177	10	9	65.3
1977	TERRY BRADSHAW	314	162	2,523	17	19	71.2
1978	TERRY BRADSHAW	368	207	2,915†	28*	20	84.8
1979	TERRY BRADSHAW	472	259	3,724*	26	25	77.0
1980	TERRY BRADSHAW	424	218	3,339	24	22	75.1
1981	TERRY BRADSHAW	370	201	2,887	22	14	84.0
1982	TERRY BRADSHAW	240	127	1,768	17	11	81.4
1983	CLIFF STOUDT	381	197	2,553	12	21	60.8
1984	MARK MALONE	272	147	2,137	16	17	73.3
1985	MARK MALONE	233	117	1,428	13	7	75.6
1986	MARK MALONE	425	216	2,444	15	18	82.6
1987	MARK MALONE	336	156	1,896	6	19	46.5
1988	BUBBY BRISTER	370	175	2,634	11	14	85.3
1989	BUBBY BRISTER	342	187	2,365	9	10	73.1
1990	BUBBY BRISTER	387	223	2,725	20	14	81.6
1991	NEIL O'DONNELL	286	156	1,963	11	7	78.8
	BUBBY BRISTER	190	103	1,350	9	9	72.9
1992	NEIL O'DONNELL	313	185	2,283	13	9	83.6
1993	NEIL O'DONNELL	486*	270*	3,208	14	7	79.5
1994	NEIL O'DONNELL	370	212	2,443	13	9	78.9
1995	NEIL O'DONNELL	416	246	2,970	17	7	87.7

PASS RECEIVING

Year	Player	No.	Yards	Avg.	LG	TDs
1934	BEN SMITH	12	190	15.8	—	0
1935	JIM LEVEY	11	112	10.2	—	2
1936	WILBUR SORTET	14	197	14.1	—	1
1937	JOHNNY BLOOD	10	168	16.8	—	4
1938	BILL DAVIDSON	12	229	19.1	—	0
1939	SAM BOYD (rookie)	21	423	20.1	—	2
1940	GEORGE PIATUKAS	15	290	19.3	—	2
1941	DON LOONEY	10	186	18.6	66	1

1942	WALT KICHEFSKI	15	189	12.6	26	0
1943	TONY BOVA	17	419	24.7	51	5
1944	ED RUCINSKI	22	284	12.9	40	1
1945	TONY BOVA	15	220	14.7	52	0
1946	VAL JANSANTE	10	136	13.6	34	1
1947	VAL JANSANTE	35	599	17.1	46	5
1948	VAL JANSANTE	39	623	16.0	66	3
1949	VAL JANSANTE	29	445	15.3	47	4
1950	VAL JANSANTE	26	353	13.6	40	0
1951	HANK MINARIK (rookie)	35	459	13.1	37	1
1952	ELBIE NICKEL	55	884	16.1	54	9
1953	ELBIE NICKEL	62	743	12.0	40	4
1954	RAY MATHEWS (RB)	44	652	14.8	78	6
1955	RAY MATHEWS (RB)	42	762	18.1	61	6
1956	RAY MATHEWS (RB)	31	540	17.4	64	5
1957	JACK McCLAIREN	46	630	13.7	48	2
1958	JIMMY ORR	33	910	27.6	78	7
1959	JIMMY ORR	35	604	17.3	43	5
1960	BUDDY DIAL	40	972	24.3	70	9
1961	BUDDY DIAL	53	1,047	19.8	88	12
1962	BUDDY DIAL	60	981	19.6	62	6
1963	BUDDY DIAL	60	1,295	21.6	83	9
1964	GARY BALLMAN (RB)	47	935	19.9	47	7
1965	GARY BALLMAN (RB)	40	859	21.5	88	5
1966	JOHN HILTON (TE)	46	603	13.1	32	4
1967	J.R. WILBURN	51	767	15.0	66	5
1968	ROY JEFFERSON	58	1,074	18.5	62	11
1969	ROY JEFFERSON	67	1,079	16.1	63	9
1970	RON SHANKLIN (rookie)	30	691	23.0	81	4
1971	RON SHANKLIN	49	652	13.3	42	6
	JOHN FUQUA (RB)	49	427	8.7	40	1
1972	RON SHANKLIN	38	669	17.6	57	3
1973	RON SHANKLIN	30	711	23.7	67	10
1974	FRANK LEWIS	30	365	12.2	31	4
1975	LYNN SWANN	49	781	15.9	43	11
1976	LYNN SWANN	28	576	20.6	47	3
1977	LYNN SWANN	50	789	15.8	47	7
1978	LYNN SWANN	61	880	14.4	62	11
1979	JOHN STALLWORTH	70	1,183	16.9	65	8
1980	LYNN SWANN	44	710	16.1	68	7
1981	JOHN STALLWORTH	63	1,098	17.4	55	5
1982	FRANCO HARRIS (RB)	31	249	8.0	20	0
1983	CALVIN SWEENEY	39	577	14.8	42	5
1984	JOHN STALLWORTH	60	1,395	17.4	51	11
1985	JOHN STALLWORTH	75	937	12.5	41	5
1986	WALTER ABERCROMBIE (RB)	47	395	8.4	27	2
1987	JOHN STALLWORTH	41	521	12.7	45	2
1988	LOUIS LIPPS	50	973	19.5	89	5
	MERRIL HOGE (RB)	50	487	9.7	40	3
1989	LOUIS LIPPS	50	944	18.9	79	5
1990	LOUIS LIPPS	50	682	13.6	37	3
1991	LOUIS LIPPS	55	671	12.2	35	2
1992	JEFF GRAHAM	49	711	14.5	51	1
1993	ERIC GREEN (TE)	63+	942+	15.0	71	5
1994	JOHN L. WILLIAMS	51+	378	7.4	23	2
1995	YANCEY THIGPEN	85+	1,307	15.4	43	5

SCORING

Year	Player	TDs	PATs	FGs	TP
1935	ARMAND NICCOLAI	0	10	6	28
1936	ARMAND NICCOLAI	0	7	7	28
1937	JOHNNY "BLOOD" MCNALLY	5	0	0	30
1938	BYRON WHITE (rookie)/BILL SORTET	4	0	0	24
1939	ARMAND NICCOLAI	0	15	3	24
1940	ARMAND NICCOLAI	0	6	6	24
1941	ART JONES	5	0	0	30
1942	BILL DUDLEY (rookie)	6	0	0	36
1943	ERNIE STEELE/BOB THURBON	6	0	0	36
1944	BOB THURBON	6	0	0	30
1945	BILL DUDLEY	3	2	0	20
1946	BILL DUDLEY	5	12	2	48
1947	STEVE LACH	9	0	0	54
1948	JOE GLAMP	3	26	4	56
1949	JOE GERI (rookie)	5	12	1	45
1950	JOE GERI	3	22	8	64
1951	JOE GERI	4	22	7	67
1952	ELBIE NICKEL	9	0	0	54
1953	NICK BOLKOVAC	1	27	4	45
1954	RAY MATHEWS	8	0	0	48
1955	RAY MATHEWS	7	0	0	42
1956	ELBIE NICKEL/LYNN CHANDNOIS	5	0	0	30
1957	EARL GIRARD	4	2	1	29
1958	TOM MINER	0	31	14	73
1959	BOBBY LAYNE	2	32	11	77
1960	TOM TRACY	9	0	3	63
1961	BUDDY DIAL	12	0	0	72
1962	LOU MICHAELS	0	32	26	110
1963	LOU MICHAELS	0	32	21	95
1964	MIKE CLARK	0	28	13	67
1965	MIKE CLARK	0	19	11	52
1966	MIKE CLARK	0	34	21	97
1967	MIKE CLARK	0	35	12	71
1968	ROY JEFFERSON	12	0	0	72
1969	GENE MINGO	0	26	12	62
1970	JOHN FUQUA	9	0	0	54
1971	ROY GERELA	0	27	17	78
1972	ROY GERELA	0	35	28	119
1973	ROY GERELA	0	36	29	123+
1974	ROY GERELA	0	33	20	93+
1975	ROY GERELA	0	44	17	95
1976	FRANCO HARRIS	19	0	0	84

1977	FRANCO HARRIS	11	0	0	66
1978	ROY GERELA	0	44	17	95
1979	MATT BAHR (rookie)	0	50*	18	104
1980	MATT BAHR	0	39	19	96
1981	DAVE TROUT (rookie)	0	38	12	74
1982	GARY ANDERSON (rookie)	0	22	10	52
1983	GARY ANDERSON	0	38	27	119†
1984	GARY ANDERSON	0	45	24	117†
1985	GARY ANDERSON	0	40	33#	139†
1986	GARY ANDERSON	0	32	21	95
1987	GARY ANDERSON	0	21	22	87
1988	GARY ANDERSON	0	34	28	118
1989	GARY ANDERSON	0	28	21	91
1990	GARY ANDERSON	0	32	20	92
1991	GARY ANDERSON	0	31	23	100
1992	GARY ANDERSON	0	29	28	113
1993	GARY ANDERSON	0	32	28	116
1994	GARY ANDERSON	0	32	24	104
1995	NORM JOHNSON	0	39	34*	141*

INTERCEPTIONS

Year	Player	No.	Yards	LG	TDs
1946	BILL DUDLEY	10#	242	80t	1
1947	TONY COMPAGNO	4	168	64t	2
	WALT SLATER	4	38	38	0
1948	TONY COMPAGNO	7†	79	82t	1
1949	HOWARD HARTLEY	6	63	41	0
1950	HOWARD HARTLEY	5	84	38	0
1951	HOWARD HARTLEY	10	69	23	0
1952	JACK BUTLER	7	168	41	0
1953	JACK BUTLER	9	147	28	1
1954	PAUL CAMERON (rookie)	7	118	32	0
1955	RICHIE McCABE (rookie)	3	29	25	0
1956	JACK BUTLER	6	113	34	0
1957	JACK BUTLER	10	85	20	0
1958	JACK BUTLER	9	81	19	0
1959	DEAN DERBY	7	127	24	0
1960	DICK MOEGLE	6	49	31	0
1961	JOHN SAMPLE	8	141	42	0
1962	CLENDON THOMAS	7	48	15	0
1963	CLENDON THOMAS	8	122	32	0
1964	BRADY KEYS	2	11	11	0
	DICK HALEY	2	11	8	0
	WILLIE DANIEL	2	4	4	0
1965	JIM BRADSHAW	5	117	82t	1
1966	MARY WOODSON	4	91	56t	1
	JIM BRADSHAW	4	82	28	1
	BRADY KEYS	4	0	0	0
1967	MARY WOODSON	7	49	24	0
1968	PAUL MARTHA	3	43	23	0
	RAY MAY	3	31	25t	1
	MARY WOODSON	3	23	12	0
1969	BOB HOHN	5	64	24	0
	PAUL MARTHA	5	37	15	0
1970	LEE CALLAND	7	38	21	0
1971	JOHN ROWSER	4	94	70t	1
1972	JACK HAM	7	83	32t	1
1973	MIKE WAGNER	8	134	38	0
1974	GLEN EDWARDS	5	153	59	1
	J.T. THOMAS	5	22	14	0
	JACK HAM	5	13	10	0
1975	MEL BLOUNT	11#*	121	47	0
1976	GLEN EDWARDS	6	95	55	0
	MEL BLOUNT	6	75	28	0
1977	MEL BLOUNT	6	65	37	0
1978	TONY DUNGY	8	95	65	0
1979	JACK LAMBERT	6	29	23	0
1980	DONNIE SHELL	7	135	67	0
1981	MEL BLOUNT	6	106	50t	1
	JACK LAMBERT	6	76	31	0
1982	DWAYNE WOODRUFF	5§	53	30	0
	DONNIE SHELL	5§	27	18	0
1983	RICK WOODS	5	53	31	0
	DONNIE SHELL	5	18	18	0
1984	DONNIE SHELL	7	71	52t	1
1985	DWAYNE WOODRUFF	5	80	33	0
1986	LUPE SANCHEZ	3	71	67t	1
	ERIC WILLIAMS	3	44	25	0
	DONNIE SHELL	3	29	17	0
	RICK WOODS	3	26	23	0
	HARVEY CLAYTON	3	18	14	0
	BRYAN HINKLE	3	7	6	0
1987	DWAYNE WOODRUFF	5	91	33t	1
1988	DWAYNE WOODRUFF	4	109	78t	1
	ROD WOODSON	4	98	29	0
1989	DWAYNE WOODRUFF	4	57	35	0
1990	ROD WOODSON	5	67	34	0
1991	THOMAS EVERETT	4	53	27	0
1992	DARREN PERRY (rookie)	6	69	34	0
1993	ROD WOODSON	8	138	63t	1
1994	DARREN PERRY	7	112	42	0
1995	WILLIE WILLIAMS	7†	122	63t	1

QUARTERBACK SACKS

Year	Player	No.	Year	Player	No.
1972	JOE GREENE	11	1977	STEVE FURNESS	8.5
1973	L.C. GREENWOOD	8.5	1978	L.C. GREENWOOD	9
1974	ERNIE HOLMES	11.5	1979	L.C. GREENWOOD	7
1975	ERNIE HOLMES	8.5		STEVE FURNESS	7
1976	JOE GREENE	6	1980	L.C. GREENWOOD	5

Year	Player	No.	Year	Player	No.
1981	GARY DUNN	8	1988	TIM JOHNSON	4
1982	TOM BEASLEY	6	1989	GREG LLOYD	7
	GARY DUNN	6	1990	GERALD WILLIAMS	6
1983	KEITH WILLIS	14	1991	JERROL WILLIAMS	9
1984	MIKE MERRIWEATHER	15*	1992	GRED LLOYD	6.5
1985	KEITH WILLIS	5.5	1993	KEVIN GREENE	12.5
1986	KEITH WILLIS	12	1994	KEVIN GREENE	14.0#
1987	MIKE MERRIWEATHER	5.5	1995	KEVIN GREENE	9.0
*Team record			+Team record for TE		
#NFL leader			°Tied for NFL lead		
†AFC leader			‡Team record for RB		
			§Tied for AFC lead		

STEELERS OFFENSIVE & DEFENSIVE RANKINGS BY YARDS (Since 1970 AFL-NFL Merger)

Year	OFFENSE			DEFENSE		
	Total	Rush	Pass	Total	Rush	Pass
1995	6	12	8	3	2	6
1994	13	1	23	2	7	3
1993	7	6	13	3	3	15
1992	9	4	21	13	17†	8
1991	20	17	18	22	11	26
1990	22	13	25	1	11	1
1989	28	18	28	19	19†	16
1988	15	6	21	28	14	27
1987	25	5	28	13	4	23
1986	20	7	24	18	15	18
1985	13	13	13	6	12	2
1984	8	6†	15	5	4	15
1983	22	4	27	3	7	5
1982	8	8	17	17	1	23
1981	11	5	13	22	8	26
1980	6	15	6	12	7	22
1979	1	2	2	2	4	10
1978	8†	14	12	3	2	12
1977	4	7	5	7	5	12
1976	9	1	22	1	1	6
1975	7	2	14	4	8	4
1974	8	2	21	1	6	1
1973	11	8	15	4	5	5
1972	13	2	22	8	6	10
1971	17	13	14†	18	5	26
1970						

STEELERS AT THREE RIVERS STADIUM YEAR-BY-YEAR (1970-1995)

Year	Pre-Season	Regular Season	Post Season	Overall	Year	Pre-Season	Regular Season	Post Season	Overall
1970	1-0	4-3	—	4-3	1983	0-1	4-4	0-0	4-4
1971	1-1	5-2	—	5-2	1984	1-0	6-2	0-0	6-2
1972	1-0-1	7-0	1-1	8-1	1985	0-1	5-3	—	5-3
1973	2-0	7-1	0-0	7-1	1986	0-1	4-4	—	4-4
1974	2-0	5-2	1-0	6-2	1987	0-1	4-3	—	4-3
1975	1-1	6-1	2-0	8-1	1988	1-0	4-4	—	4-4
1976	1-1	6-1	0-0	6-1	1989	0-1	4-4	0-0	4-4
1977	2-0	6-1	0-0	6-1	1990	1-0	6-2	—	6-2
1978	1-0	7-1	2-0	9-1	1991	1-0	5-3	—	5-3
1979	1-0	8-0	2-0	10-0	1992	1-1	7-1	0-1	7-2
1980	0-1	6-2	—	6-2	1993	1-1	6-2	0-0	6-2
1981	1-0	5-3	—	5-3	1994	1-1	7-1	1-1	8-2
1982	2-0	4-0	0-1	4-1	1995	0-2	6-2	2-0	8-2
Totals					23-14-1	144-52	11-5	155-57	
					(61%)	(74%)	(69%)	(73%)	

STEELERS LONGEST PLAYS

Longest Runs From Scrimmage

- 97t Bobby Gage (12-4-49 vs. Chicago Bears)
- 87t John Henry Johnson (12-11-60 vs. Philadelphia)
- 85t John Fuqua (12-20-70 vs. Philadelphia)
- 77t Dick Hoak (10-20-68 vs. New Orleans)
- 75t Franco Harris (11-19-72 vs. Cleveland)
- 75t Buist Warren (11-11-45 vs. Chicago Cardinals)
- 75t Sidney Thornton (9-23-79 vs. Baltimore) (Three Rivers Stadium)
- 73t Bill Asbury (9-17-67 vs. Cleveland)
- 72t John Fuqua (12-20-70 vs. Philadelphia)
- 71t Franco Harris (10-7-79 vs. Cleveland)
- 70t Warren Williams (11-4-90 vs. Atlanta) (TRS)
- 70t Rocky Bleier (10-7-79 vs. Cleveland)

Longest Pass Plays

- 90t Bubby Brister to Dwight Stone (10-14-90 vs. Denver)
- 90t Terry Bradshaw to Mark Malone (11-8-81 vs. Seattle)
- 89t Neil O'Donnell to Dwight Stone (9-1-91 vs. San Diego) (TRS)
- 89t Bubby Brister to Louis Lipps (11-13-88 vs. Philadelphia) (TRS)
- 88t Rudy Bukich to Buddy Dial (10-22-61 vs. Cleveland)
- 87t Terry Bradshaw to Dave Smith (12-6-70 vs. Green Bay)
- 87t Bill Nelsen to Gary Ballman (11-28-65 vs. Cleveland)
- 84t **Mike Tomczak** to **Charles Johnson** (12-24-94 vs. San Diego)
- 84t Ron Smith to Roy Jefferson (9-18-66 vs. Detroit)
- 81t Terry Bradshaw to Ron Shanklin (11-29-70 vs. Cleveland)
- 80t Bubby Brister to Louis Lipps (12-4-88 vs. Houston)
- 80t Bubby Brister to Louis Lipps (9-11-88 vs. Washington)
- 80t David Woodley to Louis Lipps (9-2-84 vs. Kansas City)
- 80t Merlyn Condit to Bill Dudley (10-27-46 vs. Boston)
- 79t Bubby Brister to Louis Lipps (12-24-89 vs. Tampa Bay)
- 79t Ron Smith to Gary Ballman (9-25-66 vs. Washington)
- 78t Terry Bradshaw to Dave McMakin (12-3-72 vs. Cleveland)
- 78t Jim Finks to Ray Mathews (10-17-54 vs. Cleveland)
- 77t Jim Finks to Ray Mathews (11-8-53 vs. Cleveland)
- 77t Joe Geri to Elbie Nickel (10-14-51 vs. San Francisco)
- 74t Terry Bradshaw to John Stallworth (12-5-82 vs. Kansas City)
- 71t Neil O'Donnell to **Kordell Stewart** (11-19-95 vs. Cincinnati)

Longest Punts

- 82t Joe Geri (10-20-49 vs. Green Bay)
- 75t Bobby Joe Green (1960)
- 74t Craig Colquitt (12-7-81 vs. Oakland) and Bob Cifers (1947)

Longest Punt Returns

- 90t Brady Keys (9-20-64 vs. N.Y. Giants)
- 82t Brady Keys (9-22-63 vs. N.Y. Giants)
- 80t **Rod Woodson** (10-25-92 vs. Kansas City)
- 80t Roy Jefferson (11-10-68 vs. St. Louis)
- 72t **Andre Hastings** (9-10-95 vs. Houston)

Longest Kickoff Returns

- 101t Don McCall (11-23-69 vs. Minnesota)
- 96t Billy Wells (10-13-57 vs. Chicago Cardinals)
- 95t Larry Anderson (10-15-78 vs. Cleveland)
- 94t Mike Collier (10-26-75 vs. Green Bay)
- 93t Jim (Cannonball) Butler (10-30-66 vs. Dallas)
- 93t Lynn Chandnois (10-12-52 vs. Phil., 10-3-53 vs. N.Y. Giants)
- 92t Dwight Stone (12-4-88 vs. Houston)
- 92t **Rod Woodson** (10-9-88 vs. Phoenix)

Longest Interception Returns

- 99t Martin Kottler (9-27-33 vs. Chicago Cardinals)
- 91t Jack Hinkle (10-9-43 vs. N.Y. Giants)
- 86t Glen Edwards (9-30-73 vs. Houston)
- 82t Tony Compagno (11-7-48 vs. Green Bay)
- 82t Jim Bradshaw (10-24-65 vs. Philadelphia)
- 81t Russ Craft (10-17-54 vs. Cleveland)
- 80t Bill Dudley (11-3-46 vs. Washington)

Longest Field Goals

- 55t Gary Anderson (11-25-84 vs. San Diego) (TRS)
- 54t Gary Anderson (12-8-91 vs. Houston)
- 53t Gary Anderson (10-21-84 vs. Indianapolis)
- 52t Gary Anderson (11-13-88 vs. Philadelphia)
- 52t Gary Anderson (11-17-85 vs. Houston)
- 52t Gary Anderson (11-22-87 vs. Cincinnati)
- 50t **Norm Johnson** (11-19-95 vs. Cincinnati)
- 50t Gary Anderson (9-13-87 vs. San Francisco)
- 50t Gary Anderson (11-6-94 vs. Houston)
- 50t Lou Michaels (9-15-63 vs. Philadelphia)

Longest Fumble Return

- 94t Greg Best (10-16-83 vs. Cleveland) (TRS)

Blocked Kick Return

- 83t Dale Dodrill (12-14-52 vs. Los Angeles Rams)

THE LAST TIME

OVERTIME GAME WON

- By Steelers — Steelers 37, Chicago 34, 11-5-95
- By Opponents — Arizona 20, Steelers 17, 10-30-94

SHUTOUT

- By Steelers — Steelers 23, Buffalo 0 at Pittsburgh, 11-15-93
- By Opponents — L.A. Rams 27, Steelers 0 at Anaheim, 9-12-83

KICKOFF RETURNED FOR A TD

- By Steelers — Rod Woodson (84 yards) vs. San Diego, 11-19-89
- By Opponents — André Coleman (90 yards), San Diego, 12-24-94

PUNT RETURNED FOR A TD

- By Steelers — Andre Hastings (72 yards) at Houston, 9-10-95
- By Opponents — O.J. McDuffie (72 yards), Miami, 12-13-93

INTERCEPTED PASS RETURNED FOR A TD

- By Steelers — Willie Williams (63 yards), Alvoid Mays (32 yards) vs. San Diego, 10-1-95
- By Opponents — Aundray Bruce (1 yard), Oakland, 12-10-95

FUMBLE RETURNED FOR A TD

- By Steelers — Brentson Buckner (46 yards), Chris Oldham (27 yards) vs. New England, 12-16-95
- By Opponents — Corey Fuller (12 yards), Minnesota, 9-24-95

PUNT BLOCKED FOR A TD

- By Steelers — John Rodgers (18 yards) vs. Cleveland, 1-2-83
- By Opponents — Frank Minnifield (11 yards), Cleveland, 11-20-88

FIELD GOAL BLOCKED FOR A TD

- By Steelers — Bob O'Neill (73 yards) vs. Chicago Cards, 10-13-57
- By Opponents — Lloyd Burruss (78 yards), Kansas City, 12-21-86

SAFETY SCORED

- By Steelers — 1-7-95 vs. Cleveland (Divisional Playoff, Lake sack in endzone)
- By Opponents — 12-2-90, Cincinnati (Francis sack in endzone)

TWO 100-YARD RUSHERS IN SAME GAME

- By Steelers — 10-26-86 vs. Cincinnati (Jackson 132, Abercrombie 109)

200 YARDS RUSHING

- By Steelers — Frenchy Fuqua (218 yards) vs. Philadelphia, 12-20-70
- By Opponents — Joe Morris (202 yards), New York Giants, 12-21-85

300 YARDS PASSING

- By Steelers — Neil O'Donnell (318 yards) at Green Bay, 12-24-95
- By Opponents — Brett Favre (301 yards), Green Bay, 12-24-95

400 YARDS PASSING

- By Steelers — Bobby Layne (409 yards) vs. Chicago Cards, 12-13-58
- By Opponents — Doug Williams (430 yards), Washington, 9-11-88

200 YARDS RECEIVING

- By Steelers — Buddy Dial (235 yards) vs. Cleveland, 10-22-61
- By Opponents — Eddie Brown (216 yards), Cincinnati, 11-6-88

FOUR TD PASSES

- By Steelers — Bubba Brister vs. Cleveland, 12-23-90
- By Opponents — Dan Marino, Miami, 11-1-87

FIVE TD PASSES

- By Steelers — Mark Malone vs. Indianapolis, 9-8-85
- By Opponents — Brian Sipe, Cleveland, 10-7-79

SIX TD PASSES

- By Opponents — Jim Kelly, Buffalo, 9-8-91

THREE TD RECEPTIONS

- By Steelers — Eric Green at Denver, 10-14-90
- By Opponents — Paul Warfield, Miami, 11-14-71

FOUR TD RECEPTIONS

- By Steelers — Roy Jefferson vs. Atlanta, 11-3-68
- By Opponents — Don Beebe, Buffalo, 9-8-91

THREE TDs RUSHING

- By Steelers — Bam Morris at Cincinnati, 11-19-95
- By Opponents — James Brooks, Cincinnati, 11-6-88

FOUR FIELD GOALS

- By Steelers — Norm Johnson vs. Buffalo, 1-6-96 (Divisional Playoff)
- By Opponents — Chris Boniol, Dallas, 9-4-94

FIVE FIELD GOALS

- By Steelers — Norm Johnson at Oakland, 12-10-95
- By Opponents — Scott Norwood, Buffalo, 9-25-88

SIX FIELD GOALS

- By Steelers — Gary Anderson vs. Denver, 10-23-88

THREE INTERCEPTIONS

- By Steelers — Darren Perry vs. Cleveland, 9-11-94
- By Opponents — Dick Anderson (4), Miami, 12-3-73

FOUR INTERCEPTIONS

- By Steelers — Jack Butler vs. Washington, 12-13-53
- By Opponents — Dick Anderson, Miami, 12-3-73

STEELERS TEAM RECORDS

GAMES WON

Season 14 (1978)
 Most Consecutive 12 (1978-79)
 Most Consecutive (One Season) 11 (1975)

SCORING

Most Points

Season 416 (1979)
 Game 63 (11-30-52 vs. N.Y. Giants)

Most Points Against

Season 421 (1988)
 Game 54 (11-23-41 vs. Green Bay, 12-8-85 vs. San Diego)

Fewest Points

Season 51 (1934-12 games)
 202 (1965-14 games)

Fewest Points Allowed

Season 138 (1976-14 games)
 117 (1946-11 games)

Most Points, Both Teams

Game 98 (12-8-85, San Diego 54 vs. Pittsburgh 44)
 90 (12-18-66, Pittsburgh 57 vs. Atlanta 33)
 86 (10-7-79, Pittsburgh 51 vs. Cleveland 35)

Fewest Points, Both Teams

Game 0 (1933, Pittsburgh 0 vs. Cincinnati 0)

Most Touchdowns

Season 52 (1979)
 Game 9 (11-30-52 vs. N.Y. Giants)

Most Touchdowns Against

Season 50 (1968, 1969)
 Game 8 (11-23-41 vs. Green Bay, 12-8-85 vs. San Diego)

Fewest Touchdowns Against

Season 14 (1976)

Most Touchdowns Rushing

Season 33 (1976)
 Game 5 (11-7-76 vs. KC, 9-20-81 vs. New York Jets)

Most Touchdowns Rushing Against

Season 20 (1947, 1988)
 Game 6 (10-24-53 vs. G.B., 10-14-34 vs. Boston)

Fewest Touchdowns Rushing Against

Season 5 (1976)

Most Touchdowns Passing

Season 28 (1978)
 Game 5 (11-30-52 vs. New York Giants; 10-7-79 vs. Washington, 11-15-81 vs. Atlanta, 9-8-85 vs. Indianapolis)

Most Touchdowns Passing Against

Season 34 (1962)
 Game 6 (9-8-91 vs. Buffalo)

Fewest Touchdowns Passing Against

Season 9 (1990, 1976, 1975, 1972)

Most Touchdowns (Defensive)

Season 7 (1983, 1987)
 Game 3 (10-10-83 vs. Cincinnati)

Most Points After Touchdown

Season 50 (1979)
 Game 9 (11-30-52 vs. N.Y. Giants)

Most Points After Touchdown Against

Season 49 (1968, 1969)

Most Field Goals

Season 34 (1995)
 Game 6 (10-23-88 vs. Denver)

Most Field Goals Against

Season 26 (1988, 1991)
 Game 7 (9-24-67 vs. St. Louis)

FIRST DOWNS

Most First Downs

Season 344 (1995)
 Game 36 (11-25-79 vs. Cleveland)

Most First Downs By Opponents

Season 323 (1981, 1989)
 Game 35 (11-23-86 vs. Cleveland)

Most First Downs, Both Teams

Game 58 (11-25-79 Pittsburgh 36 vs. Cleveland 22)

Most First Downs Rushing

Season 163 (1976)
 Game 21 (11-7-76 vs. KC)

Most First Downs Rushing By Opponents

Season 122 (1965)
 Game 18 (11-9-69 vs. Chicago)

Most First Downs Passing

Season 193 (1995)
 Game 21 (12-13-58 vs. Chicago Cardinals)

Most First Downs Passing By Opponents

Season 194 (1991)
 Game 22 (12-5-46 vs. N.Y. Giants)

Most First Downs Penalties

Season 34 (1978, 1995)

Most First Downs Penalties By Opponents

Season 40 (1978)

NET YARDS

Most Net Yards Gained

Season 6258 (1979)
 Game 683 (12-13-58 vs. Chicago Cardinals)

Fewest Net Yards Gained

Season 3354 (1965)
 Game 53 (9-10-89 vs. Cleveland)

Most Net Yards Gained By Opponents

Season 5806 (1988)
 Game 559 (11-6-88 vs. Cincinnati)

Fewest Net Yards Gained By Opponents

Season 3074 (1974)
 Game 70 (10-27-57 vs. Phila.)

RUSHING

Most Yards Gained Rushing

Season 2971 (1976)
 Game 361 (10-7-79 vs. Cleveland)

Fewest Yards Gained Rushing

Season 1092 (1966)
 Game 7 (10-30-66 vs. Dallas)

Most Yards Gained Rushing By Opponents

Season 2193 (1954)
 Game 426 (11-4-34 vs. Detroit)

Fewest Yards Gained Rushing By Opponents

Season 1125 (1953-12 games)
 1321 (1995-16 games)
 1368 (1993-16 games)
 1377 (1967-14 games)
 Game 33 (10-2-43 vs. Brooklyn)

Fewest Yards Rushing Allowed By Opponents (Per Game)

Season 84.7 (1982)

Most Rushing Attempts

Season 653 (1976)
 Game 60 (10-3-50 vs. Boston)

Fewest Rushing Attempts

Season 368 (1954-12 games)
 375 (1966-14 games)
 Game 14 (9-30-90 vs. Miami, 11-17-91 vs. Washington)

Most Rushing Attempts By Opponents

Season 516 (1988)

Fewest Rushing Attempts By Opponents

Season 363 (1962)
 Game 10 (10-1-89 vs. Detroit)

PASSING

Most Yards Gained Passing

Season 3917 (1995)
 Game 472 (12-13-58 vs. Chi. Cards)

Fewest Yards Gained Passing

Season 652 (1945-11 games)
 1711 (1972-14 games)
 Game 16 (9-17-65 vs. St. Louis)

Most Yards Gained Passing By Opponents

Season 3941 (1988)
 Game 422 (9-11-88 vs. Wash.)

Fewest Yards Gained Passing By Opponents

Season 1466 (1974)
 Game #28 (12-7-58 vs. Wash.)

Most Passes Attempted

Season 592 (1995)
 Game 57 (12-19-93 vs. Houston)
 55 (12-24-95 at Green Bay)
 54 (1-15-95 vs. San Diego)

Fewest Passes Attempted

Season 161 (1946, 1942-11 games)
 277 (1976)
 Game 0 (11-16-41 vs. Brooklyn,
 11-13-49 vs. L.A.)

Most Passes Attempted By Opponents

Season 548 (1989)
 Game 60 (12-16-95 vs. New
 England)

Fewest Passes Attempted By Opponents

Season 162 (1946-11 games)
 339 (1974-14 games)
 Game 8 (12-14-74 vs. Cin.,
 12-1-57 vs. Phil.)

Most Passes Attempted, Both Teams

Game 95 (12-19-93 Pittsburgh 57
 vs. Houston 38)

Most Passes Completed

Season 348 (1995)
 Game 34 (11-5-95 at Chicago)

Fewest Passes Completed

Season 42 (1941-11 games)
 140 (1973-14 games)
 Game 0 (11-16-41 vs. Brooklyn,
 11-13-49 vs. L.A.)

Most Passes Completed By Opponents

Season 334 (1991)
 Game 39 (12-16-95 vs. New
 England)

Fewest Passes Completed By Opponents

Season 64 (1946-11 games)
 147 (1974-14 games)
 Game 3 (Several times)

SACKS**Most Sacks**

Season 55 (1994)
 Game 10 (11-29-92 vs. Cincinnati)

Most Sacks Allowed

Season 52 (1969, 1983)
 Game 12 (11-20-66 vs. Dallas)

INTERCEPTIONS**Most Interceptions**

Season 37 (1973)
 Game 7 (11-30-52 vs. N.Y. Giants,
 10-13-74 vs. K.C.)

Fewest Interceptions

Season 12 (1965 and 1964-14
 games)

Most Interceptions By Opponents

Season 35 (1965)
 Game 9 (12-12-65 vs. Phil.)

Fewest Interceptions By Opponents

Season 9 (1994)

Most Yards Interceptions Returned

Season 673 (1973)
 Game 147 (10-17-54 vs. Cleveland)

Fewest Yards Interceptions Returned

Season 96 (1964-14 games)

Most Yards Interceptions Returned By Opponents

Season 535 (1969)
 Game 172 (12-12-65 vs. Phil.)

Fewest Yards Interceptions Returned By Opponents

Season 47 (1975-14 games)

Most Touchdowns By Interceptions

Season 5 (1987)
 Game 2 (10-1-95 vs. San Diego,
 12-18-88 vs. Miami,
 10-1-84 vs. Cincinnati,
 10-10-83 vs. Cincinnati,
 9-30-73 vs. Houston,
 10-17-54 vs. Cleveland)

Most Touchdowns By Interceptions By Opponents

Season 6 (1965 and 1964)
 Game 3 (12-12-65 vs. Phil.,
 9-29-68 vs. Balt.)

Most Touchdowns by Interceptions, Both Teams

Game 4 (12-12-65 Philadelphia 3
 vs. Pittsburgh 1)

PUNTING**Most Punts**

Season 97 (1994)

Most Punts By Opponents

Season 100 (1979)

Fewest Punts

Season 51 (1958)
 Game 1 (12-9-73 vs. Houston, 10-
 26-86 vs. Cincinnati,
 12-2-90 vs. Cincinnati,
 10-27-81 vs. Cleveland,
 12-15-81 vs. Cincinnati)

Fewest Punts By Opponents

Season 54 (1960)
 Game 0 (9-17-88 vs. Cincinnati)

Highest Punting Average

Season 47.0 (1961)

Highest Punting Average By Opponents

Season 46.4 (1959)

PUNT RETURNS**Most Punt Returns**

Season 71 (1976)

Most Punt Returns By Opponents

Season 51 (1970)

Most Yardage By Punt Returns

Season 774 (1974)

Most Yardage By Punt Returns By Opponents

Season 678 (1993)

Most Touchdowns By Punt Returns

Season 3 (1952)
 Game 1 (many times)

Most Touchdowns By Punt Returns By Opponents

Season 3 (1959, 1993)
 Game 2 (11-1-59 vs. St. Louis,
 10-24-93 vs. Cleveland)

KICKOFF RETURNS**Most Kickoff Returns**

Season 74 (1988)

Most Kickoff Returns By Opponents

Season 88 (1995)

Most Kickoff Return Yardage

Season 1575 (1988)

Most Kickoff Return Yardage By Opponents

Season 1668 (1979)

Most Touchdowns By Kickoff Returns

Season 2 (1952, 1988)
 Game 1 (many times)

Most Touchdowns By Kickoff Returns By Opponents

Season 3 (1986)
 Game 1 (many times)

PENALTIES**Most Penalties**

Season 122 (1977)

Most Penalties By Opponents

Season 112 (1981)

Most Penalty Yards

Season 986 (1989)

Most Penalty Yards By Opponents

Season 960 (1981)

FUMBLES**Most Fumbles**

Season 47 (1979)
 Game 10 (10-9-43 vs. N.Y. Giants)

Most Fumbles By Opponents

Season 42 (1976)
 Game 9 (12-23-90 vs. Cleveland)

Most Fumbles Lost

Season 28 (1977-14 games)
 26 (1979-16 games)

Most Fumbles Lost By Opponents

Season 24 (1976)
 Game 8 (12-23-90 vs. Cleveland)

SHUTOUTS**Most Shutouts**

Season 5 (1976)

Most Shutouts Against

Season 6 (1934)

STEELERS INDIVIDUAL RECORDS

SERVICE

Most Seasons

Career	15	Mike Webster (1974-88)
	14	Donnie Shell (1974-87)
	14	John Stallworth (1974-87)
	14	Larry Brown (1971-84)
	14	Mel Blount (1970-83)
	14	Terry Bradshaw (1970-83)
	14	Ernie Stautner (1950-63)
	13	Tunch Ilkin (1980-92)
	13	Joe Greene (1969-81)
	13	L.C. Greenwood (1969-81)
	13	Jon Kolb (1969-81)
	13	Sam Davis (1967-79)
	13	Ray Mansfield (1964-76)
	13	Gary Anderson (1982-94)

Most Games

Career	220	Mike Webster (1974-88)
	201	Donnie Shell (1974-87)
	200	Mel Blount (1970-83)
	197	Gary Anderson (1982-94)
	182	Ray Mansfield (1964-76)
	181	Joe Greene (1969-81)
	179	David Little (1981-92)
	177	Jon Kolb (1969-81)
	176	Tunch Ilkin (1980-92)
	174	L. C. Greenwood (1969-81)
	173	Ernie Stautner (1950-63)

Most Consecutive Games Played

182	Ray Mansfield (1964-76)
177	Mike Webster (1974-85)

SCORING

Most Total Points

Career	1,343	Gary Anderson (1982-94) 416 PATs, 309 FGs.
	731	Roy Gerela (1971-78), 293 PATs, 146 FGs.
	600	Franco Harris (1972-83), 100 TDs.
	384	John Stallworth (1974-87), 64 TDs.
	318	Lynn Swann (1974-81), 53 TDs.
Season	141	Norm Johnson (1995), 39 PATs, 34 FGs.
	139	Gary Anderson (1985) 40 PATs, 33 FGs.
	123	Roy Gerela (1973), 36 PATs, 29 FGs.
	119	Gary Anderson (1983), 38 PATs, 27 FGs.
	119	Roy Gerela (1972), 35 PATs, 28 FGs.
	118	Gary Anderson (1988), 34 PATs, 28 FGs.
	117	Gary Anderson (1984), 45 PATs, 24 FGs.
	116	Gary Anderson (1993), 32 PATs, 28 FGs.
	113	Gary Anderson (1992), 29 PATs, 28 FGs.
	110	Lou Michaels (1962), 32 PATs, 26 FGs.
	104	Matt Bahr (1979), 50 PATs, 18 FGs.
	104	Gary Anderson (1994), 32 PATs, 24 FGs.
	100	Gary Anderson (1991), 31 PATs, 23 FGs.
Game	24	Roy Jefferson (11-3-68 vs. Atlanta), 4 TDs.
	24	Ray Mathews (10-17-54 vs. Cleveland), 4 TDs.

Most Touchdowns

Career	100	Franco Harris (1972-83)
	64	John Stallworth (1974-87)
	53	Lynn Swann (1974-82)
	46	Louis Lipps (1984-91)
	43	Ray Mathews (1951-59)
	42	Buddy Dial (1959-63)
	37	Elbie Nickel (1947-57)
	34	Merril Hoge (1987-93)
	33	Dick Hoak (1961-70)
	32	Terry Bradshaw (1970-83)
	32	John Henry Johnson (1960-65)
Season	15	Louis Lipps (1985)
	14	Franco Harris (1976)
	12	Franco Harris (1979)
	12	Roy Jefferson (1968)
	12	Buddy Dial (1961)
Game	4	Roy Jefferson (11-3-68 vs. Atlanta)
	4	Ray Mathews (10-17-54 vs. Cleveland)

3	Bam Morris (11-19-95 at Cincinnati)
3	Eric Pegram (11-5-95 at Chicago)
3	Barry Foster (9-27-93 vs. Atlanta)
3	Merril Hoge (10-29-90 vs. L.A. Rams)
3	Eric Green (10-14-90 vs. Denver)
3	Merril Hoge (11-26-89 vs. Miami)
3	Walter Abercrombie (12-13-86 vs. N.Y. Jets)
3	Weegie Thompson (11-2-86 vs. Green Bay)
3	Louis Lipps (9-8-85 vs. Indianapolis)
3	John Stallworth (11-25-84 vs. San Diego)
3	John Stallworth (11-4-84 vs. Houston)
3	Jim Smith (9-28-80 vs. Chicago)
3	Rocky Bleier (12-5-76 vs. Tampa Bay)
3	Steve Davis (9-22-74 vs. Denver)
3	Franco Harris (10-29-72 vs. Buffalo)
3	Earl Gros (12-21-69 vs. New Orleans)
3	John Henry Johnson (10-10-64 vs. Cleveland)

Most Field Goals

Career	309	Gary Anderson (1982-94)
	146	Roy Gerela (1971-78)
	62	Lou Michaels (1961-63)
	57	Mike Clark (1964-67)
Season	34	Norm Johnson (1995)
	33	Gary Anderson (1985)
	29	Roy Gerela (1973)
	28	Gary Anderson (1993)
	28	Gary Anderson (1992)
	28	Gary Anderson (1988)
	28	Roy Gerela (1972)
	27	Gary Anderson (1983)
	26	Lou Michaels (1961)
Game	6	Gary Anderson (10-23-88 vs. Denver)

Longest Field Goal

55	Gary Anderson (11-25-84 vs. San Diego)
54	Gary Anderson (12-8-91 vs. Houston)
53	Gary Anderson (10-21-84 vs. Indianapolis)
52	Gary Anderson (11-13-88 vs. Philadelphia)
52	Gary Anderson (11-22-87 vs. Cincinnati)
52	Gary Anderson (11-17-85 vs. Houston)
50	Norm Johnson (11-19-95 at Cincinnati)
50	Gary Anderson (9-13-87 vs. San Francisco)
50	Gary Anderson (11-6-94 vs. Houston)
50	Lou Michaels (9-15-63 vs. Philadelphia)

Most Field Goal Attempts

Career	395	Gary Anderson (1982-94)
	227	Roy Gerela (1971-78)
	109	Lou Michaels (1961-63)
Season	43	Roy Gerela (1973)
	42	Gary Anderson (1985)
	41	Norm Johnson (1995)
	41	Roy Gerela (1972)
	41	Lou Michaels (1963)
Game	8	Lou Michaels (12-2-62 vs. St. Louis)

Highest Field Goal Percentage

Career	82.9	Norm Johnson (1995) (41-34)
	78.2	Gary Anderson (1982-94) (395-309)
	64.3	Roy Gerela (1971-78) (227-146)
	56.9	Lou Michaels (1961-63) (109-62)
Season	93.3	Gary Anderson (1993) (30-28)
	87.0	Gary Anderson (1983) (31-27)
	83.3	Gary Anderson (1982) (12-10)
	82.9	Norm Johnson (1995) (41-34)
	82.8	Gary Anderson (1994) (29-24)
	81.5	Gary Anderson (1987) (27-22)
	81.0	Roy Gerela (1975) (21-17)
	80.0	Gary Anderson (1990) (25-20)
	78.6	Gary Anderson (1985) (42-33)
	77.8	Gary Anderson (1992) (36-28)
	77.8	Gary Anderson (1988) (36-28)
	75.0	Gary Anderson (1984) (32-24)

Most Consecutive Field Goals Made

19	Gary Anderson (1994)
----	----------------------

Most Extra Points

Career	416	Gary Anderson (1982-94)
	293	Roy Gerela (1971-78)
	116	Mike Clark (1964-67)
Season	50	Matt Bahr (1979)
	45	Gary Anderson (1984)
	44	Roy Gerela (1978 & 1975)
	40	Gary Anderson (1985)
	40	Roy Gerela (1976)
	39	Norm Johnson (1995)
Game	8	Gary Kerkorian (11-30-52 vs. New York Giants)

Most Extra Point Attempts

Career	420	Gary Anderson (1982-94)
	306	Roy Gerela (1971-78)
Season	52	Matt Bahr (1979)
Game	8	Gary Kerkorian (11-30-52 vs. New York Giants)

Most Consecutive Extra Points Made

202	Gary Anderson (began 9-11-83 vs. Green Bay and ended 12-4-88 vs. Houston)
-----	---

RUSHING**Most Yards Rushing**

Career	11,950	Franco Harris (1972-83)
	4,383	John Henry Johnson (1960-65)
	3,989	Frank Pollard (1980-88)
	3,965	Dick Hoak (1961-70)
	3,943	Barry Foster (1990-94)
	3,865	Rocky Bleier (1968, 1970-80)
Season	1,690	Barry Foster (1992)
	1,246	Franco Harris (1975)
	1,186	Franco Harris (1979)
	1,162	Franco Harris (1977)
	1,141	John Henry Johnson (1962)
	1,128	Franco Harris (1976)
	1,082	Franco Harris (1978)
	1,055	Franco Harris (1972)
	1,048	John Henry Johnson (1964)
	1,036	Rocky Bleier (1976)
	1,006	Franco Harris (1974)
Game	218	John Fuqua (12-20-70 vs. Philadelphia)
	200	John Henry Johnson (10-10-64 vs. Cleveland)
	190	Barry Foster (9-13-92 vs. New York Jets)
	182	John Henry Johnson (12-11-60 vs. Philadelphia)
	179	Franco Harris (11-20-77 vs. Dallas)
	179	Barry Foster (9-18-94 vs. Indianapolis)

Most 100-Yard Rushing Games

Career	47	Franco Harris (1972-83)
	20	Barry Foster (1990-94)
	7	Earnest Jackson (1986-88)
	7	John Fuqua (1970-76)
	5	Rocky Bleier (1968, 1970-80)
Season	*12	Barry Foster (1992)
	7	Franco Harris (1972)
	6	Franco Harris (1976)
	6	Franco Harris (1975)
	6	Franco Harris (1974)
	5	Franco Harris (1983)
	5	Franco Harris (1979)

*Tied NFL Record

Most Rushing Attempts

Career	2,881	Franco Harris (1972-83)
	1,132	Dick Hoak (1961-70)
	1,025	John Henry Johnson (1960-65)
	953	Frank Pollard (1980-88)
Season	390	Barry Foster (1992)
	310	Franco Harris (1978)
	300	Franco Harris (1977)
	289	Franco Harris (1976)
Game	41	Franco Harris (10-17-76 vs. Cincinnati)
	35	Rocky Bleier (10-26-75 vs. Green Bay)
	33	Barry Foster (12-6-92 vs. Seattle)
	33	Barry Foster (9-13-92 vs. New York Jets)
	32	Franco Harris (12-2-79 vs. Cincinnati)

32	Barry Foster (12-18-94 vs. Cleveland)
31	Barry Foster (11-1-92 vs. Houston)
31	Barry Foster (9-11-94 vs. Cleveland)
31	Barry Foster (9-18-94 vs. Indianapolis)
31	Barry Foster (11-20-94 vs. Miami)
31	Franco Harris (10-23-83 vs. Seattle)
30	Leroy Thompson (11-15-93 vs. Buffalo)
30	John Fuqua (11-7-71 vs. Cleveland)
30	John Henry Johnson (10-10-64 vs. Cleveland)

Most Touchdowns Rushing

Career	91	Franco Harris (1972-83)
	32	Terry Bradshaw (1970-83)
	26	John Henry Johnson (1960-65)
	26	Barry Foster (1990-94)
	25	Dick Hoak (1961-70)
Season	14	Franco Harris (1976)
	11	Barry Foster (1992)
	11	Franco Harris (1977 and 1979)
	10	Franco Harris (1975 and 1972)
Game	3	Bam Morris (11-19-95 at Cincinnati)
	3	Barry Foster (9-27-93 vs. Atlanta)
	3	Merril Hoge (11-26-89 vs. Miami)
	3	Rocky Bleier (12-5-76 vs. Tampa Bay)
	3	Earl Gros (12-21-69 vs. New Orleans)
	3	John Henry Johnson (10-10-64 vs. Cleveland)

Highest Rushing Average (minimum 1500 yards)

Career	5.08	Terry Bradshaw (1970-83)
	4.39	Bill Dudley (1942, 1945-46)
	4.31	Barry Foster (1990-94)
	4.28	John Henry Johnson (1960-65)
	4.25	Sidney Thornton (1977-82)
Season	4.21	John Fuqua (1970-76)
	5.6	Franco Harris (1972)
	5.0	Sidney Thornton (1979)
	5.0	John Fuqua (1970)
	4.9	Dick Hoak (1968)

Longest Rushing Plays

97t	Bobby Gage (12-4-49 vs. Chicago Bears)
87t	John Henry Johnson (12-11-60 vs. Philadelphia)
85t	John Fuqua (12-20-70 vs. Philadelphia)
77t	Dick Hoak (10-20-68 vs. New Orleans)
75t	Franco Harris (11-19-72 vs. Cleveland)
75	Sidney Thornton (9-23-79 vs. Baltimore)
75	Buist Warren (11-11-45 vs. Chicago Cards)

TOTAL YARDS FROM SCRIMMAGE

Most Total Yards From Scrimmage

Career	14,234	Franco Harris (1972-83)
	8,834	John Stallworth (1974-87)
	6,406	Louis Lipps (1984-91)
	5,534	Lynn Swann (1974-82)
	5,417	Dick Hoak (1961-70)
	5,197	John Henry Johnson (1960-65)
	5,169	Merril Hoge (1987-93)
	5,159	Rocky Bleier (1968, 1970-80)
Season	2,034	Barry Foster (1992)
	1,477	Franco Harris (1979)
	1,460	Franco Harris (1975)
	1,395	John Stallworth (1984)
	1,367	John Henry Johnson (1962)
	1,330	Rocky Bleier (1976)
	1,308	Yancey Thigpen (1995)
	1,295	Buddy Dial (1963)

PASSING

Most Yards Passing

Career	27,989	Terry Bradshaw (1970-83)
	12,867	Neil O'Donnell (1990-95)
	10,104	Bobby Brister (1986-92)
	8,983	Bobby Layne (1958-62)
	8,854	Jim Finks (1949-55)
	8,582	Mark Malone (1980-87)
Season	3,724	Terry Bradshaw (1979)
	3,339	Terry Bradshaw (1980)
	3,208	Neil O'Donnell (1993)
	2,982	Ed Brown (1963)
	2,970	Neil O'Donnell (1995)

	2,915	Terry Bradshaw (1978)
	2,887	Terry Bradshaw (1981)
Game	409	Bobby Layne (12-13-58 vs. Chicago Cardinals)
	377	Neil O'Donnell (11-13-95 at Cincinnati)
	374	Mark Malone (9-30-85 vs. Cincinnati)
	364	Terry Bradshaw (11-25-79 vs. Cleveland)
	359	Neil O'Donnell (10-19-95 vs. Cincinnati)
	355	Neil O'Donnell (10-24-93 vs. Cleveland)
	353	Bubby Brister (10-14-90 vs. Denver)
	351	Mark Malone (12-21-86 vs. Kansas City)
	348	Joe Gilliam (9-22-74 vs. Denver)
	343	Mike Tomczak (11-20-94 vs. Miami)
	341	Neil O'Donnell (10-29-95 vs. Jacksonville)
	339	Terry Bradshaw (12-2-79 vs. Cleveland)
	337	Jim Finks (11-5-55 vs. Chicago Cardinals)
	334	Bill Nelsen (12-18-66 vs. Atlanta)

Most 300-Yard Passing Games

Career	5	Neil O'Donnell (1990-95)
	4	Terry Bradshaw (1970-83)
	3	Bubby Brister (1986-92)
	3	Jim Finks (1949-55)
Season	4	Neil O'Donnell (1995)
	3	Terry Bradshaw (1979)
	2	Bubby Brister (1988)

Most Passing Attempts

Career	3,901	Terry Bradshaw (1970-83)
	1,871	Neil O'Donnell (1990-95)
	1,477	Bubby Brister (1986-92)
	1,382	Jim Finks (1949-55)
	1,374	Mark Malone (1980-87)
	1,156	Bobby Layne (1958-62)
Season	486	Neil O'Donnell (1993)
	472	Terry Bradshaw (1979)
	425	Mark Malone (1986)
	424	Terry Bradshaw (1980)
	416	Neil O'Donnell (1995)
	387	Bubby Brister (1990)
	381	Cliff Stoudt (1983)
	373	Terry Bradshaw (1971)
	370	Neil O'Donnell (1994)
	370	Bubby Brister (1988)
	370	Terry Bradshaw (1981)
	368	Terry Bradshaw (1978)
	362	Ed Brown (1963)
	344	Jim Finks (1955)
Game	55	Neil O'Donnell (12-24-95 at Green Bay)
	52	Neil O'Donnell (10-19-95 vs. Cincinnati, 11-5-95 at Chicago)
	50	Joe Gilliam (9-22-74 vs. Denver)
	49	Bobby Layne (12-13-58 vs. Chicago Cardinals)
	49	Jim Finks (11-5-55 vs. Chicago Cardinals)
	48	Mark Malone (9-15-86 vs. Denver)
	46	Kent Nix (10-22-67 vs. Dallas)
	45	Mark Malone (9-16-85 vs. Cleveland)

Most Passes Completed

Career	2,025	Terry Bradshaw (1970-83)
	1,069	Neil O'Donnell (1990-95)
	776	Bubby Brister (1986-92)
	690	Mark Malone (1980-87)
	661	Jim Finks (1949-55)
	569	Bobby Layne (1958-62)
Season	270	Neil O'Donnell (1993)
	259	Terry Bradshaw (1979)
	246	Neil O'Donnell (1995)
	223	Bubby Brister (1990)
	218	Terry Bradshaw (1980)
	216	Mark Malone (1986)
	212	Neil O'Donnell (1994)
	207	Terry Bradshaw (1978)
	203	Terry Bradshaw (1971)
	201	Terry Bradshaw (1981)
Game	34	Neil O'Donnell (11-5-95 at Chicago)
	33	Neil O'Donnell (12-24-95 at Green Bay)
	31	Joe Gilliam (9-22-74 vs. Denver)
	30	Terry Bradshaw (11-25-79 vs. Cleveland)

30	Neil O'Donnell (10-19-95 vs. Cincinnati)
29	Terry Bradshaw (9-19-82 vs. Cincinnati)
28	Kent Nix (10-22-67 vs. Dallas)
27	Jim Finks (9-26-54 vs. Green Bay)
26	Mike Tomczak (11-20-94 vs. Miami)
26	Mark Malone (9-30-85 vs. Cincinnati)
25	Neil O'Donnell (10-24-93 vs. Cleveland)

Most Consecutive Passes Completed

15	Bubby Brister (10-1-89 vs. Detroit)
13	Bill Nelsen (12-18-66 vs. Atl. [11], 9-17-67 vs. Chi. [2])
11	Bubby Brister (12-27-92 vs. Cleveland)
11	Neil O'Donnell (10-11-92 vs. Cleveland)
11	Mark Malone (11-25-84 vs. San Diego)

Highest Completion Percentage

Career (Minimum 500 Attempts)

57.1%	Neil O'Donnell (1,069/1,871, 1990-95)
52.5%	Bubby Brister (776/1,477, 1986-92)
51.9%	Terry Bradshaw (2,025/3,901, 1970-83)
50.2%	Mark Malone (690/1,374, 1980-87)
49.2%	Bobby Layne (569/1,156, 1958-62)
47.8%	Jim Finks (661/1,382, 1949-55)
47.8%	Dick Shiner (245/513, 1968-69)

Season (Minimum 250 Attempts)

59.1%	Neil O'Donnell (185/313, 1992, 246/416, 1995)
57.7%	Terry Bradshaw (165/286, 1975)
57.6%	Bubby Brister (223/387, 1990)
57.3%	Neil O'Donnell (212/370, 1994)
56.3%	Terry Bradshaw (207/368, 1978)
55.6%	Neil O'Donnell (270/486, 1993)
54.9%	Terry Bradshaw (259/472, 1979)
54.7%	Bubby Brister (187/342, 1989)
54.5%	Neil O'Donnell (156/286, 1991)
54.4%	Terry Bradshaw (203/373, 1971)
54.3%	Terry Bradshaw (201/370, 1981)
54.0%	Mark Malone (147/272, 1984)

Game (Minimum 20 Attempts)

84.0%	Neil O'Donnell (21/25, 9-19-93 vs. Cincinnati)
81.8%	Mark Malone (18/22, 11-25-84 vs. S.D.)
78.1%	Neil O'Donnell (25/32, 10-11-92 vs. Clev.)
77.4%	Neil O'Donnell (33/55, 12-24-95 at G.B.)
77.8%	Bubby Brister (21/27, 10-1-89 vs. Del.)
76.0%	Neil O'Donnell (19/25, 9-27-93 vs. Atlanta)
75.9%	Bubby Brister (22/29, 9-15-91 vs. N.E.)
75.0%	Bubby Brister (18/24, 11-25-90 vs. N.Y.J.)
75.0%	Bubby Brister (21/28, 10-14-90 vs. Den.)
75.0%	Terry Bradshaw (15/20, 12-5-82 vs. K.C.)
75.0%	Terry Bradshaw (18/24, 10-22-79 vs. Den.)
75.0%	Terry Bradshaw (21/28, 9-21-75 vs. S.D.)

Most Touchdown Passes

Career

212	Terry Bradshaw (1970-83)
68	Neil O'Donnell (1990-95)
67	Bobby Layne (1958-62)
55	Jim Finks (1949-55)
54	Mark Malone (1980-87)
51	Bubby Brister (1986-92)

Season

28	Terry Bradshaw (1978)
26	Terry Bradshaw (1979)
24	Terry Bradshaw (1980)
22	Terry Bradshaw (1981)
21	Ed Brown (1963)
20	Bubby Brister (1990)
20	Bobby Layne (1959)
20	Jim Finks (1952)

Game

5	Mark Malone (9-8-85 vs. Indianapolis)
5	Terry Bradshaw (11-15-81 vs. Atlanta)
4	Bubby Brister (12-23-90 vs. Cleveland)
4	Bubby Brister (10-29-90 vs. L.A. Rams)
4	Bubby Brister (10-14-90 vs. Denver)
4	Mark Malone (11-25-84 vs. San Diego)
4	Terry Bradshaw (9-28-80 vs. Chicago)
4	Terry Bradshaw (11-4-79 vs. Washington)
4	Dick Shiner (11-24-68 vs. San Francisco)
4	Ed Brown (10-27-63 vs. Dallas)
4	Jim Finks (10-17-54 vs. Cleveland)
4	Jim Finks (11-16-52 vs. Cleveland)
4	Jim Finks (11-30-52 vs. N.Y. Giants)

Most Passes Had Intercepted

Career	210	Terry Bradshaw (1970-83)
	88	Jim Finks (1949-55)
	81	Bobby Layne (1958-62)
Season	26	Jim Finks (1955)
	25	Terry Bradshaw (1979)
	24	Terry Bradshaw (1970)
	22	Terry Bradshaw (1971 and 1980)
Game	7	Tommy Wade (12-12-65 vs. Philadelphia)
	5	Mark Malone (9-20-87 vs. Cleveland)
	5	Terry Bradshaw (11-18-79 vs. San Diego)
	5	Terry Bradshaw (10-30-77 vs. Baltimore)
	5	John Gildea (12-1-35 vs. Boston)

Highest Passer Rating (among qualifiers)

Career	81.6	Neil O'Donnell (1990-95)
	71.1	Terry Bradshaw (1970-83)
	70.7	Bobby Layne (1958-62)
	69.8	Bubby Brister (1986-92)
	67.0	Bill Nelsen (1963-67)
Season	87.8	Terry Bradshaw (1975)
	87.7	Neil O'Donnell (1995)
	84.8	Terry Bradshaw (1978)
	84.0	Terry Bradshaw (1981)
	83.6	Neil O'Donnell (1992)
	81.6	Bubby Brister (1990)
	81.4	Terry Bradshaw (1982)

PASS RECEIVING

Most Receptions

Career	537	John Stallworth (1974-87)
	358	Louis Lipps (1984-91)
	336	Lynn Swann (1974-82)
	329	Elbie Nickel (1947-57)
	306	Franco Harris (1972-83)
	241	Merril Hoge (1987-93)
	230	Ray Mathews (1951-59)
	229	Buddy Dial (1959-63)
Season	85	Yancey Thigpen (1995)
	80	John Stallworth (1984)
	75	John Stallworth (1985)
	70	John Stallworth (1979)
	67	Roy Jefferson (1969)
	63	Eric Green (1993)
	63	John Stallworth (1981)
	62	Elbie Nickel (1953)
	61	Lynn Swann (1978)
	60	Buddy Dial (1963)
Game	12	J. R. Wilburn (10-22-67 vs. Dallas)
	11	John Stallworth (9-30-85 vs. Cincinnati)
	11	Roy Jefferson (11-3-68 vs. Atlanta)
	10	Yancey Thigpen (9-24-95 vs. Minnesota, 11-5-95 at Jacksonville)
	10	Andre Hastings (9-18-95 at Miami)
	10	Dick Compton (10-7-67 vs. Cleveland)
	10	Elbie Nickel (12-14-52 vs. Los Angeles)
	10	Val Jansante (11-30-49 vs. Philadelphia)

Most Yards Receiving

Career	8,723	John Stallworth (1974-87)
	6,018	Louis Lipps (1984-91)
	5,462	Lynn Swann (1974-82)
	5,133	Elbie Nickel (1947-57)
	4,723	Buddy Dial (1959-63)
	3,919	Ray Mathews (1951-59)
Season	1,395	John Stallworth (1984)
	1,307	Yancey Thigpen (1995)
	1,295	Buddy Dial (1963)
	1,183	John Stallworth (1979)
	1,134	Louis Lipps (1985)
	1,098	John Stallworth (1981)
	1,079	Roy Jefferson (1969)
Game	1,074	Roy Jefferson (1968)
	235	Buddy Dial (10-22-61 vs. Cleveland)
	205	Jimmy Orr (12-13-58 vs. Chicago Cardinals)
	202	Elbie Nickel (12-14-52 vs. Los Angeles)
	199	Roy Jefferson (11-3-68 vs. Atlanta)
	192	Jeff Graham (12-19-93 vs. Houston)

Most 100-Yard Receiving Games

Career	25	John Stallworth (1974-87)
	16	Louis Lipps (1984-91)
	10	Lynn Swann (1974-82)
Season	7	John Stallworth (1984)
	5	Louis Lipps (1989)
	4	Yancey Thigpen (1995)
	4	Louis Lipps (1985)
	4	John Stallworth (1981)
	4	Theo Bell (1980)

Most Touchdowns Receiving

Career	63	John Stallworth (1974-87)
	51	Lynn Swann (1974-82)
	42	Buddy Dial (1959-63)
	39	Louis Lipps (1984-91)
	37	Elbie Nickel (1947-57)
	34	Ray Mathews (1951-59)
	29	Roy Jefferson (1965-69)
Season	12	Louis Lipps (1985)
	12	Buddy Dial (1961)
	11	John Stallworth (1984)
	11	Lynn Swann (1978 & 1975)
	11	Roy Jefferson (1968)
Game	4	Roy Jefferson (11-3-68 vs. Atlanta)
	3	Eric Green (10-14-90 vs. Denver)
	3	Weegie Thompson (11-2-86 vs. Green Bay)
	3	Louis Lipps (9-8-85 vs. Indianapolis)
	3	John Stallworth (11-4-84 vs. Hou.; 11-24-84 vs. S.D.)
	3	Jim Smith (9-28-80 vs. Chicago)
	3	Ray Mathews (10-17-54 vs. Cleveland)

Most Consecutive Games Caught Pass

67	John Stallworth (began 10-9-77 vs. Houston and ended 12-12-82 vs. Buffalo)
----	--

PUNTING**Most Punts**

Career	716	Bobby Walden (1968-77)
	429	Craig Colquitt (1978-81, 1983-84)
	375	Harry Newsome (1985-89)
	259	Mark Royals (1992-94)
	223	Pat Brady (1952-54)
	171	Joe Geri (1949-51)
Season	97	Mark Royals (1994)
	89	Mark Royals (1993)
	86	Harry Newsome (1986)
	84	Craig Colquitt (1981)
	82	Harry Newsome (1989)
	80	Craig Colquitt (1983)
	80	Pat Brady (1953)
	79	Bobby Walden (1971)
	78	Harry Newsome (1985)
Game	11	Mark Royals (12-5-93 vs. New England, 11-6-94 vs. Houston)
	10	Harry Newsome (11-9-86 vs. Buffalo)
	10	Harry Newsome (9-16-85 vs. Cleveland)
	10	Bobby Walden (12-7-69 vs. Dallas)

Highest Average Punting

Career	45.7	Bobby Joe Green (1960-61)
	44.5	Pat Brady (1952-54)
	41.5	Mark Royals (1992-94)
	41.4	Harry Newsome (1985-89)
	41.3	Craig Colquitt (1978-81, 1983-84)
	41.1	Bobby Walden (1968-77)
Season	47.0	Bobby Joe Green (1961)
	46.9	Pat Brady (1953)
	45.4	Harry Newsome (1988)
	45.2	Bobby Walden (1970)

Longest Punts

82	Joe Geri (11-20-49 vs. Green Bay)
75	Bobby Joe Greene (1960)
74	Craig Colquitt (12-7-81 vs. Oakland), Bob Cifers (1947)

PUNT RETURNS

Most Punt Returns

Career	256	Rod Woodson (1987-95)
	139	Theo Bell (1976, 78-80)
	107	Louis Lipps (1984-91)
	99	Glen Edwards (1971-77)
	98	Jim Smith (1977-82)
	70	Rick Woods (1982-86)
	66	Lynn Chandnois (1950-56)
Season	53	Louis Lipps (1984)
	48	Andre Hastings (1995)
	45	Theo Bell (1979)
	43	Paul Skansi (1983)
	41	Rod Woodson (1993)
	41	Lynn Swann (1974)
	39	Rod Woodson (1994)
	39	Theo Bell (1976)
	38	Rod Woodson (1990)

Most Yards Punt Returns

Career	2,362	Rod Woodson (1987-95)
	1,259	Theo Bell (1976, 78-80)
	1,212	Louis Lipps (1984-91)
	941	Glen Edwards (1971-76)
	838	Bill Dudley (1942, 45-46)
Season	*656	Louis Lipps (1984)
	577	Lynn Swann (1974)
	474	Andre Hastings (1995)
	437	Louis Lipps (1985)
	435	Walt Slater (1947)

*NFL Rookie Record

Most Touchdowns Punt Returns

Career	3	Ray Mathews (1951-59), Louis Lipps (1984-89)
Season	2	Ray Mathews (1952), Louis Lipps (1985)
Game	1	Held by many, last time by Andre Hastings (72 yards, 9-10-95 at Houston)

Highest Average Punt Returns

Career	14.9	Bobby Gage (1949-50)
	14.4	Bill Dudley (1942, 45-46)
	12.8	Ray Mathews (1951-59)
	12.3	Lynn Swann (1974-78)
Season	16.0	Bobby Gage (1949)
	15.5	Walt Slater (1947)
	15.4	Ray Mathews (1951)
	14.1	Lynn Swann (1974)

Longest Punt Returns

90	Brady Keys (9-20-64 vs. N.Y. Giants)
82	Brady Keys (9-22-63 vs. N.Y. Giants)
80½	Rod Woodson (10-25-92 vs. Kansas City)
80½	Roy Jefferson (11-10-68 vs. St. Louis)

KICKOFF RETURNS

Most Kickoff Returns

Career	220	Rod Woodson (1987-95)
	122	Larry Anderson (1978-81)
	98	Dwight Stone (1987-94)
	92	Lynn Chandnois (1950-56)
	68	Ernie Mills (1991-95)
	64	Gary Ballman (1963-66)
	52	Preston Pearson (1970-74)
	49	Rich Erenberg (1984-86)
	54	Ernie Mills (1995)
	44	Rod Woodson (1991)
Season	39	Henry Odom (1983)
	37	Rod Woodson (1988)
	37	Larry Anderson (1978, 1981)
	36	Rod Woodson (1989)
	35	Rod Woodson (1990)
	34	Larry Anderson (1979)
	29	Dwight Stone (1988)
	28	Brady Keys (1962)
	28	Rich Erenberg (1984)
Game	7	Jack Deloplaine (9-26-76 vs. New England)
		Rich Erenberg (9-2-84 vs. Kansas City)

Most Yards Kickoff Returns

Career	4,894	Rod Woodson (1987-95)
	2,866	Larry Anderson (1978-81)
	2,720	Lynn Chandnois (1950-56)
	2,086	Dwight Stone (1987-94)
	1,711	Gary Ballman (1963-66)
Season	1,306	Ernie Mills (1995)
	982	Rod Woodson (1989)
	930	Larry Anderson (1978)
	880	Rod Woodson (1991)
	850	Rod Woodson (1988)
	825	Larry Anderson (1981)
	764	Rod Woodson (1990)
	758	Henry Odom (1983)
	732	Larry Anderson (1979)

Most Touchdowns Kickoff Returns

Career	3	Lynn Chandnois (1950-56)
Season	2	Lynn Chandnois (1952)
Game	1	Held by many, last time by Dwight Stone (92 yards, 12-4-88 vs. Houston)

Highest Average Kickoff Returns

Career	29.6	Lynn Chandnois (1950-56)
	26.7	Gary Ballman (1963-66)
	25.8	Mel Blount (1970-78)
	23.8	Brady Keys (1961-67)
	23.6	Ernie Mills (1991-95)
	23.5	Larry Anderson (1978-80)
Season	35.2	Lynn Chandnois (1952)
	32.5	Lynn Chandnois (1951)
	29.7	Mel Blount (1970)

Longest Kickoff Returns

101t	Don McCall (11-23-69 vs. Minnesota)
96t	Billy Wells (10-13-57 vs. Chicago Cards)
95t	Larry Anderson (10-2-78 vs. Clev.)
94t	Mike Collier (10-26-75 vs. Green Bay)

INTERCEPTIONS

Most Interceptions

Career	57	Mel Blount (1970-83)
	52	Jack Butler (1951-59)
	51	Donnie Shell (1974-87)
	37	Dwayne Woodruff (1979-85, 87-90)
	36	Mike Wagner (1971-80)
	32	Jack Ham (1971-82)
	32	Rod Woodson (1987-95)
	28	Jack Lambert (1974-84)
	25	Glen Edwards (1971-77)
	25	Howard Hartley (1949-52)
	23	Clendon Thomas (1962-68)
Season	11	Mel Blount (1975)
	10	Jack Butler (1957)
	10	Howard Hartley (1951)
	10	Bill Dudley (1946)
Game	4	Jack Butler (12-13-53 vs. Washington)

Most Yards Interceptions Returned

Career	827	Jack Butler (1951-59)
	736	Mel Blount (1970-83)
	689	Dwayne Woodruff (1979-85, 87-90)
	658	Rod Woodson (1987-95)
	652	Glen Edwards (1971-77)
	491	Mike Wagner (1971-80)
	450	Donnie Shell (1974-87)
Season	242	Bill Dudley (1946)
	186	Glen Edwards (1973)
	179	Tony Compagno (1948)
	168	Jack Butler (1952)
	153	Glen Edwards (1974)

Most Touchdowns on Interceptions

Career	4	Rod Woodson (1987-95)
	4	Jack Butler (1951-59)
	3	Dwayne Woodruff (1979-85, 87-90)
	3	Tony Compagno (1946-48)

Season	2	Rod Woodson (1994)
	2	Jack Butler (1954)
	2	Tony Compagno (1947)
	2	Sam Washington (1984)
Game	1	Held by many, most recently by Willie Williams and Alvoid Mays (10-1-95 vs. San Diego)

Longest Interception Returns

99ft	Martin Kottler (9-27-33 vs. Chicago Cardinals)
86ft	Glen Edwards (9-30-73 vs. Houston)
82ft	Tony Compagno (11-7-48 vs. Green Bay)

Most Consecutive Games Intercepting a Pass

6	Mel Blount (1975)
---	-------------------

QUARTERBACK SACKS

Most Quarterback Sacks

Career	73.5	L.C. Greenwood (1969-81)
	66.0	Joe Greene (1969-81)
	59.0	Keith Willis (1982-87, 89-91)
	49.0	Greg Lloyd (1988-95)
	46.0	Dwight White (1971-80)
	40.0	Ernie Holmes (1972-77)
Season	15.0	Mike Merriweather (1984)
	14.0	Keith Willis (1983)
	14.0#	Kevin Greene (1994)
	12.5	Kevin Greene (1993)
	12.0	Keith Willis (1986)
	11.5	Ernie Holmes (1974)
	11.0	Joe Greene (1972)
Game	5.0	Joe Greene (12-10-72 vs. Houston)
	4.5	L.C. Greenwood (11-25-79 vs. Cleveland)
	4.0	Jerrold Williams (12-22-91 vs. Cleveland)
	4.0	Edmund Nelson (9-16-84 vs. Los Angeles Rams)

Most Consecutive Games With a Sack

6	Joe Greene (1974)
6	Ernie Holmes (1974)
6	Greg Lloyd (1994)
5	Dwight White (1972)

OPPONENT FUMBLE RECOVERIES

Most Opponent Fumbles Recovered

Career	21	Jack Ham (1971-82)
	19	Donnie Shell (1974-87)
	16	Joe Greene (1969-81)
	15	Jack Lambert (1974-84)
Season	6	Jack Lambert (1976)
	5	Carnell Lake (1989)
	5	Donnie Shell (1978)
	5	Joe Greene (1978)
	5	L.C. Greenwood (1971)
	5	John Reger (1955, 1957)
	5	Gary Glick (1957)

- NFL Leader

STEELERS' REGULAR-SEASON STREAKS

Consecutive Victories

Most	11	Oct. 5, 1975	~	Dec. 13, 1975
	10	Sept. 21, 1975	~	Oct. 17, 1976
At Home	15	Oct. 8, 1978	~	Nov. 2, 1980
	13	Nov. 21, 1971	~	Dec. 9, 1973
On Road	10	Nov. 30, 1975	~	Oct. 24, 1976
	6	Sept. 11, 1983	~	Nov. 13, 1983
Start of Season	7	Sept. 3, 1978	~	Oct. 15, 1978

Consecutive Losses

Most	19	Oct. 20, 1968	~	Sept. 28, 1969
	13	Dec. 3, 1944	~	Nov. 18, 1945
At Home	9	Oct. 5, 1969	~	Oct. 20, 1969
	7	Nov. 9, 1952	~	Nov. 1, 1953
On Road	14	Oct. 13, 1968	~	Oct. 25, 1970
	10	Sept. 24, 1944	~	Dec. 3, 1944

STEELERS ALL-TIME DRAFTS

1996 — 29th overall

(4 offensive, 5 defensive)

1. Stephens, Jamain (OT), North Carolina A&T. 2. Choice to St. Louis (Jerome Bettis, RB). 3-a. Conley, Steve (LB), Arkansas (choice from St. Louis). 3-b. Witman, Jon (FB), Penn State. 4-a. Holmes, Earl (LB), Florida A&M. 4-b. Arnold, Jahine (WR), Fresno State (compensatory selection). 5. Raybon, Israel (DE), North Alabama. 6-a. Choice to San Diego. 6-b. Royce, Orpheus (DE), Florida State. 6-c. Fischer, Spence (QB), Duke (compensatory selection). 7. Emmons, Carlos (LB), Arkansas State.

1995 — 27th overall

(4 offensive, 5 defensive, 1 kicker)

1. Bruener, Mark (TE), Washington. 2. Stewart, Kordell (QB), Colorado. 3. Stal, Brenden (G), Nebraska. 4-a. Gibson, Oliver (DT), Notre Dame (choice from New England). 4-b. Jones, Donta (LB), Nebraska. 5-a. Flowers, Lethon (DB), Georgia Tech (choice from Chicago). 5-b. Brown, Lance (DB), Indiana. 6. Miles, Barron (DB), Nebraska. 7-a. Bailey, Henry (WR/KR), Nevada-Las Vegas. 7-b. Ford, Cole (K), Southern California (compensatory selection).

1994 — 17th overall

(5 offensive, 5 defensive)

1. Johnson, Charles (WR), Colorado. 2. Buckner, Brentson (DL), Clemson. 3-a. Gildori, Jason (LB), Oklahoma State (choice from Minnesota). 3-b. Morris, Byron "Bam" (RB), Texas Tech. 4. Faumui, Ta'ase (DL), Hawaii. 5-a. Bell, Myron (S), Michigan State (choice from Chicago). 5-b. Brown, Gary (OT), Georgia Tech. 6-a. Miller, Jim (QB), Michigan State. 6-b. Ravotti, Eric (LB), Penn State (choice from Minnesota). 7. Abrams, Brice (FB), Michigan State.

1993 — 23rd overall

(4 offensive, 6 defensive)

1. Figures, Deon (CB), Colorado. 2. Brown, Chad (LB), Colorado (choice from Indianapolis). 3. Hastings, Andre (WR), Georgia. 4. Henry, Kevin (DE), Mississippi State. 5-a. Palelei, Siulagi (G), Nevada-Las Vegas. 5-b. Woodard, Marc (LB), Mississippi State (choice from Dallas). 6. Williams, Willie (CB), Western Carolina. 7-a. Zgonina, Jeff (DT), Purdue (choice from Washington). 7-b. Keith, Craig (TE), Lenoir-Rhyne. 8. Van Pelt, Alex (QB), Pittsburgh.

1992 — 11th overall

(8 offensive, 6 defensive)

1. Searcy, Leon (OT), Miami. 2. Kirkland, Levon (LB), Clemson. 3. Steed, Joel (NT), Colorado. 4. Davenport, Charles (WR), North Carolina State. 5. Haller, Alan (CB), Michigan State. 6. Choice traded to San Francisco. 7-a. Campbell, Russ (TE), Kansas State. 7-b. Graham, Scottie (FB), Ohio State (choice from San Francisco). 8-a. Petry, Darren (S), Penn State (choice from Green Bay through San Francisco). 8-b. Ismail, Hesham (G), Florida. 8-c. Williams, Nate (DL), Mississippi State (choice from San Francisco). 9. Webster, Elnardo (LB), Rutgers. 10. Saunders, Mike (RB), Iowa. 11. Gammon, Kendall (G/C), Pittsburgh State. 12. Benton, Cornelius (QB), Connecticut.

1991 — 15th overall

(7 offensive, 5 defensive)

1. Richardson, Huey (LB), Florida. 2. Graham, Jeff (WR), Ohio State. 3. Mills, Ernie (WR), Florida. 4-a. Walker, Sammy (CB), Texas Tech (choice from Denver through New England). 4-b. Cooper, Adrian (TE), Oklahoma (choice from Washington). 5. Choice to New England. 6. Thompson, Leroy (WR), Penn State. 7. Jones, Andre (LB), Notre Dame. 8. Dingman, Dean (G), Michigan. 9. McGonnigal, Bruce (TE), Virginia. 10. Solomon, Ariel (OT), Colorado. 11. Thomas, Elrum (DB), Alabama. 12. Brady, Jeff (LB), Kentucky.

1990 — 21st overall

(7 offensive, 6 defensive)

1. Green, Eric (TE), Liberty (choice from Minnesota through Dallas in addition to San Francisco's third-round choice through Dallas). 2. Davidson, Kenny (DE), Louisiana State. 3-a. O'Donnell, Neil (QB), Maryland. 3-b. Veasey, Craig (DT), Houston (choice from San Francisco through Dallas). 4. Calloway, Chris (WR), Michigan. 5. Foster, Barry (FB), Arkansas. 6. Heard, Ron (WR), Bowling Green. 7. Grayson, Dan (LB), Washington State. 8. Dunbar, Karl (DT), Louisiana State. 9. Jones, Gary (S), Texas A&M. 10. Miles, Eddie (LB), Minnesota. 11. Strzelczyk, Justin (OT), Maine. 12. Bell, Richard (RB), Nebraska.

1989 — 7th overall

(5 offensive, 8 defensive)

1-a. Worley, Tim (RB), Georgia. 1-b. Ricketts, Tom (OT), Pittsburgh (choice from Minnesota). 2. Lake, Carnell (SS), UCLA. 3. Hill, Derek (WR), Arizona. 4. Williams, Jerrol (LB), Purdue. 5. Arnold, David (DB), Michigan. 6. Stock, Mark (WR), Virginia Military Institute. 7. Johnson, David (CB), Kentucky. 8. Asbeck, Chris (NT), Cincinnati. 9. Jenkins, A.J. (DE), Cal State Fullerton. 10. Olsavsky, Jerry (LB), Pittsburgh. 11. Slater, Brian (WR), Washington. 12. Haselrig, Carlton (NT), Pittsburgh-Johnstown.

1988 — 18th overall

(7 offensive, 6 defensive)

1. Jones, Aaron (DE), Eastern Kentucky. 2. Dawson, Dermontti (C/G), Kentucky. 3. Lanza, Chuck (C), Notre Dame. 4. Choice to Kansas City. 5-a. Jordan, Darin (LB), Northeastern (choice from Phoenix). 5-b. Reese, Jerry (DL), Kentucky. 6. Williams, Warren (RB), Miami (Fla.). 7. Zeno, Marc (WR), Tulane. 8-a. Nichols, Mark (DT), Michigan State. 8-b. Hinnant, Mike (TE), Temple (choice from San Diego). 9. Lockbaum, Gordie (RB), Holy Cross. 10-a. Jackson, John (OT), Eastern Kentucky (choice from Tampa Bay). 10-b. Choice to Denver. 11. Dawson, Bobby (SS), Illinois. 12. Earle, James (LB), Clemson.

1987 — 10th overall

(6 offensive, 7 defensive)

1. Woodson, Rod (CB), Purdue. 2. Hall, Delton (CB), Clemson. 3. Lockett, Charles (WR), Cal State — Long Beach. 4. Everett, Thomas (FS), Baylor. 5. Nickerson, Hardy (LB), California. 6-a. Johnson, Tim (DE), Penn State (Choice from Tampa Bay). 6-b. Lloyd, Greg (LB), Fort Valley State. 7. Kelley, Chris (TE), Akron. 8. Buchanan, Charles (DE), Tennessee State. 9. Clinkscales, Joey (WR), Tennessee. 10. Hoge, Merrill (RB), Idaho State. 11. Oswald, Paul (C), Kansas. 12. Young, Theo (TE), Arkansas.

1986 — 9th overall

(6 offensive, 7 defensive)

1. Reinstra, John (G), Temple. 2. Williams, Gerald (DT/NT), Auburn. 3. Brister, Walter "Bubby", (QB), Northeast Louisiana. 4. Callahan, Bill (S), Pittsburgh. 5-a. Tucker, Erroll (CB/KR), Utah. 5-b. Jones, Brent (TE), Santa Clara (Choice from Los Angeles Raiders). 6. Bryant, Domingo (DB), Texas A&M. 7. Carter, Rodney (RB), Purdue. 8. Boso, Cap (TE), Illinois. 9. Henton, Anthony (LB), Troy State. 10. Seitz, Warren (WR/RB), Missouri. 11. Station, Larry (LB), Iowa. 12. Williams, Mike (LB), Tulsa.

1985 — 20th overall

(4 offensive, 8 defensive, 1 kicker)

1. Sims, Darryl (DE), Wisconsin. 2. Behning, Mark (OT), Nebraska. 3. Hobbey, Lilfort (S), Louisiana State. 4. Turk, Dan (C), Wisconsin. 5. Jacobs, Cam (LB), Kentucky. 6. Carr, Gregg (LB),

Auburn. 7. Andrews, Alan (TE), Rutgers. 8. Newsome, Harry (P), Wake Forest. 9-a. Small, Fred (LB), Washington. 9-b. Harris, Andre (CB), Minnesota (Choice from New England). 10. White, Oliver (TE), Kentucky. 11. Matichak, Terry (S), Missouri. 12. Sanchez, Jeff (S), Georgia.

1984 — 23rd overall

(10 offensive, 2 defensive)

1. Lipps, Louis (WR), Southern Mississippi. 2. Kolodziejki, Chris (TE), Wyoming. 3. Choice to Miami. 4-a. Thompson, Weegie (WR), Florida State. 4-b. Long, Terry (G), East Carolina (Choice from Washington). 5. Hughes, Van (DT), Southwest Texas State. 6. Brown, Chris (DB), Notre Dame. 7. Campbell, Scott (QB), Purdue. 8. Rasmussen, Randy (C-G), Minnesota. 9. Erenberg, Rich (RB), Colgate. 10. McJunkin, Kirk (G-OT), Texas. 11. Veels, Elton (RB), Tulane. 12. Gillespie, Fernandars (RB), William Jewell.

1983 — 21st overall

(9 offensive, 5 defensive)

1. Rivera, Gabriel (NT-DE), Texas Tech. 2. Capers, Wayne (WR), Kansas. 3. Seabaugh, Todd (LB), San Diego State. 4. Metcalf, Isaac (S), Baylor. 5-a. Skansi, Paul (WR), Washington. 5-b. Garrity, Gregg (WR), Penn State (Choice from Washington). 6. Williams, Eric (S), North Carolina State. 7. Kirchner, Mark (G), Baylor. 8-a. Odom, Henry (RB), South Carolina State (Choice from Denver). 8-b. Dunaway, Craig (TE), Michigan. 9. Wingle, Blake (G), UCLA. 10. Straughter, Roosevelt (S), Northeast Louisiana. 11. Raugh, Mark (TE), West Virginia. 12. Wiley, Roger (RB), Sam Houston State.

1982 — 12th overall

(6 offensive, 7 defensive, 1 kicker)

1. Abercrombie, Waller (RB), Baylor. 2. Meyer, John (OT), Arizona State. 3. Merriweather, Mike (LB), Pacific. 4. Woods, Rick (S), Boise State. 5. Dallalior, Ken (OT), Minnesota. 6-a. Perko, Mike (DT), Utah State. 6-b. Bingham, Craig (LB), Syracuse (Choice from New Orleans). 7-a. Nelson, Edmund (DT), Auburn (Choice from Washington). 7-b. Boures, Emil (C), Pittsburgh. 8. Goodson, John (P), Texas. 9. Hirn, Mike (TE), Central Michigan. 10. Sunseri, Sal (LB), Pittsburgh. 11. Abdul-Saboor, Mikal (G), Morgan State. 12. Hughes, Al (DE), Western Michigan.

1981 — 17th overall

(6 offensive, 5 defensive)

1. Gary, Keith (DE), Oklahoma. 2. Washington, Anthony (CB), Fresno State. 3. Donnalley, Rick (C-G), North Carolina. 4. Martin, Robbie (WR-KR), Cal Poly-San Luis Obispo. 5. Martin, Rick (WR), New Mexico. 6. Hinkle, Bryan (LB), Oregon. 7. Little, David (LB), Florida. 8. Wilson, Frank (RB-TE), Rice. 9. Hunter, James (TE-OT), Southern California. 10. Mayock, Mike (S), Boston College. 11. Trocano, Rick (QB), Pittsburgh. 12. Sent to San Francisco as compensation in Willie Fry trade.

1980 — 28th overall

(10 offensive, 5 defensive)

1. Malone, Mark (QB), Arizona State. 2-a. Kohrs, Bob (LB), Arizona State (choice from N.Y. Giants). 2-b. Goodman, John (DE), Oklahoma. 3. Sydnor, Ray (TE), Wisconsin. 4. Hurley, Bill (QB), Syracuse. 5. Woffley, Craig (G), Syracuse. 6. Ilkin, Tunch (C), Indiana State. 7. Johnson, Nate (WR), Hillsdale (Michigan). 8. Walton, Ted (CB) Connecticut. 9. McCall, Ron (WR), Arkansas at Pine Bluff. 10-a. Wilson, Woodrow (CB), North Carolina State (Choice from San Francisco). 10-b. Fritz, Ken (G), Ohio State. 11. Pollard, Frank (RB), Baylor. 12-a. Vacklavik, Charles (DB), Texas (Choice from San Francisco). 12-b. McGriff, Tyrone (G), Florida A & M.

1979 — 28th overall

(8 offensive, 6 defensive, 1 kicker)

1. Hawthorne, Greg (RB), Baylor. 2. Valentine, Zack (LB), East Carolina. 3. None. 4-a. Davis, Russell (RB), Michigan (choice from Detroit). 4-b. Sweeney, Calvin (WR), Southern California. 5. Board, Dwaine (DE), North Carolina A & T. 6-a. Murrell, Bill (TE), Winston-Salem (choice from San Diego). 6-b. Woodruff, Dwayne (CB), Louisville (choice from New England). 6-c. Bahr, Matt (PK), Penn State. 7. Kimball, Bruce (G), Massachusetts. 8. Graves, Tom (LB), Michigan State. 9. Kirk, Rick (DE), Denison. 10. Thompson, Ted (TE), Brigham Young. 11. Moore, Charlie (C), Wichita State. 12-a. Smith, Ed (LB), Vanderbilt (choice from Philadelphia). 12-b. Almond, Mike (WR), Northwestern Louisiana.

1978 — 22nd overall

(6 offensive, 6 defensive, 2 kickers)

1. Johnson, Ron (CB), Eastern Michigan. 2. Fry, Willie (DE), Notre Dame. 3. Colquitt, Craig (P), Tennessee. 4. Anderson, Larry (CB), Louisiana Tech. 5. Choice traded to Green Bay for Dave Purelory. 6. Reuttershan, Randy (WR), Pittsburgh. 7. Dufresne, Mark (TE), Nebraska. 8-a. Moser, Rick (RB), Rhode Island (choice from St. Louis for Mary Kellum). 8-b. Keys, Andre (WR), California Poly. 9. Reynolds, Lance (OT), Brigham Young. 10-a. Becker, Doug (LB), Notre Dame. 10-b. Jurich, Tom (PK), Northern Arizona (choice from Tampa Bay for Ernie Holmes). 11-a. Terry, Nat (CB), Florida State (choice from Tampa Bay for Ernie Holmes). 11-b. Brzozka, Tom (C), Pittsburgh. 12. Carr, Brad (LB), Maryland.

1977 — 21st overall

(10 offensive, 8 defensive)

1. Cole, Robin (LB), New Mexico. 2. Thornton, Sidney (RB), Northwestern Louisiana. 3-a. Beasley, Tom (DT), Virginia Tech (choice from New York Jets). 3-b. Smith, Jim (WR), Michigan. 4-a. Petersen, Ted (C), Eastern Illinois (choice from Green Bay). 4-b. Smith, Laverne (RB), Kansas (choice from Chicago). 4-c. Audick, Dan (G), Hawaii. 5-a. Stoudt, Cliff (QB), Youngstown State (choice from Kansas City). 5-b. Courson, Steve (G), South Carolina (choice from Detroit). 5-c. Winston, Dennis (LB), Arkansas. 6. Harris, Paul (LB), Alabama. 7. Frisch, Randy (DT), Missouri. 8. August, Phil (WR), Miami (Fla.). 9. Kelly, Roosevelt (TE), Eastern Kentucky. 10-a. Cowans, Alvin (DB), Florida (choice from Buffalo). 10-b. LaCrosse, Dave (LB), Wake Forest. 11. West, Lou (DB), Cincinnati. 12. Stephens, Jimmy (TE), Florida.

1976 — 28th overall

(12 offensive, 10 defensive)

1. Cunningham, Bennie (TE), Clemson. 2-a. Pinney, Ray (C), Washington (choice from Chicago). 2-b. Kruzcek, Mike (QB), Boston College (choice from Baltimore). 2-c. Files, James (G-C), McNeese State. 3-a. Coder, Ron (DT), Penn State (choice from Green Bay). 3-b. Pough, Ernest (WR), Texas Southern. 4-a. Mondis, Wonder (S), Nebraska (choice from Baltimore). 4-b. Bell, Theo (WR), Arizona. 5. Norton, Rodney (LB), Rice. 6-a. Dunn, Gary (DT), Miami (Fla.). (choice from St. Louis). 6-b. Deloplainne, Jack (RB), Salem (W.Va.). 7. Burton, Barry (TE), Vanderbilt. 8. McAleney, Ed (DE), Massachusetts. 9. Gaines, Wentford (CB), Cincinnati. 10. Campbell, Gary (LB), Colorado. 11. Fuchs, Roland (RB), Arkansas. 12. Carroll, Bill (WR), East Texas State. 13. Kain, Larry (LB), Ohio State. 14. Fields, Wayne (DB), Florida. 15. Davis, Mel (DE), North Texas State. 16. Butts, Randy (RB), Kearney State. 17. Kirk, Kelvin (WR), Dayton.

1975 — 26th overall

(12 offensive, 9 defensive)

1. Brown, Dave (DB), Michigan. 2. Barber, Bob (DE), Grambling. 3. White, Walter (TE), Maryland. 4. Evans, Harold (LB), Houston. 5. Sexton, Brent (DB), Elon. 6. Crenshaw, Marvin (OT), Nebraska. 7. Mattingly, Wayne (OT), Colorado. 8. Kropp, Tom (LB), Kearney St. (Choice from Kansas City). 8-a. Humphrey, Al (DE), Tulsa. 9. Clark, Eugene (G), UCLA (choice from New

England). 9-a. Reimer, Bruce (RB), No. Dakota St. 10. Heyer, Kirk (DT), Kearney St. (choice from New England). 10-a. Gray, Archie (WR), Wyoming. 11. Little, Randy (TE), W. Liberty St. (W. Va.). 12. Murphy, Greg (DE), Penn. St. 13. Gaddis, Robert (WR), Mississippi Valley. 14. Collier, Mike (RB), Morgan St. 15. Thatcher, Jim (WR), Langston (choice from Kansas City). 15-a. Smith, Marty (DT), Louisville. 16. Bassler, Miller (TE), Houston. 17. Hegener, Stan (G), Nebraska.

1974 — 21st overall

(10 offensive, 11 defensive)

1. Swann, Lynn (WR), So. California. 2. Lambert, Jack (LB), Kent St. 3. Choice to Oakland. 4-a. Stallworth, John (WR), Alabama A. & M. (choice from New England). 4-b. Allen, Jim (DB), UCLA. 5. Webster, Mike (C), Wisconsin. 6-a. Wolf, James (DE), Prairie View (choice from Denver). 6-b. Druschel, Rick (OT), No. Carolina St. 7-a. Sitterle, Allen (OT), No. Carolina St. (choice from New England). 7-b. Garske, Scott (TE), Eastern Washington St. 8. Gelerl, Mark (LB), Purdue. 9-a. Reamon, Tom (RB), Missouri (choice from Denver). 9-b. Davis, Charlie (DT), Texas Christian. 10-a. Kregel, Jim (G), Ohio St. (choice from New England). 10-b. Atkinson, Dave (DB), Brigham Young. 11. Morton, Dickey (RB), Arkansas. 12. Lickiss, Hugh (LB), Simpson (Iowa). 13. Kolch, Frank (QB), Eastern Michigan. 14. Henley, Bruce (DB), Rice. 15. Hunt, Larry (DT), Iowa St. 16. Morgan, Octavus (LB), Illinois. 17. Moore, Larry (DE), Angelo St. (Tex.).

1973 — 24th overall

(7 offensive, 13 defensive)

1. Thomas, James (DB), Florida St. 2. Phares, Ken (DB), Mississippi St. 3. Bernhardt, Roger (G), Kansas. 4. Clark, Gail (LB), Michigan St. 5. Reavis, David (DE), Arkansas (choice from New Orleans). 5-a. Clark, Larry (LB), No. Illinois. 6-a. Bell, Ron (RB), Illinois St. (Choice from Denver). 6-b. Scolnik, Glen (WR), Indiana. 7. Dorsey, Nate (DE), Mississippi Valley. 8-b. Toews, Loren (LB), California (choice from Denver). 8-b. Janssen, Bill (OT), Nebraska. 9. Bonham, Bracy (G), No. Carolina Central. 10. Wunderly, Don (DT), Arkansas. 11. White, Bob (DB), Arizona. 12. Lee, Willie (RB), Indiana St. 13. Fergerson, Rick (WR), Kansas St. 14. Cowan, Roger (DT), Stanford. 15. Cross, Charles (DB), Iowa. 16. Nardi, Glen (DT), Navy. 17. Shannon, Mike (DT), Oregon St.

1972 — 13th overall

(11 offensive, 8 defensive)

1. Harris, Franco (RB), Penn. State. 2. Gravelle, Gordon (OT), Brigham Young. 3. McMakin, John (TE), Clemson. 4. Brinkley, Lorenzo (DB), Missouri (choice from NY Giants). 4-a. Bradley, Ed (LB), Wake Forest. 5. Furness, Steve (DE), Rhode Island. 6. Meyer, Dennis (DB), Arkansas. 7. Colquitt, Joe (DE), Kansas St. (choice from NY Giants). 8. Vincent, Stable (RB), Rice. 9. Kelley, Don (DB), Clemson. 10. Brown, Bob (DT), Tampa. 11. Gilliam, Joe (QB), Tennessee St. 12. Curl, Ron (OT), Michigan St. 13. Messner, Ernie (DT), Villanova. 14. Durrance, Tom (RB), Florida. 15. Hulecki, John (G), Massachusetts (choice from Houston). 15-a. Harrington, Charles (G), Wichita. 16. Hawkins, Nate (WR), Nevada-Las Vegas. 17. Linehan, Ron (LB), Idaho.

1971 — 8th overall

(11 offensive, 10 defensive, 1 kicker)

1. Lewis, Frank (WR), Grambling. 2. Ham, Jack (LB), Penn. St. 3. Davis, Steve (RB), Delaware St. 4. Mullins, Gerry (G), So. California. 4-a. White, Dwight (DE), E. Texas St. (choice from Baltimore). 5. Brown, Larry (TE), Kansas (choice from New Orleans). 5-a. Holmes, Melvin (OT), No. Car. A&T. 5-b. Anderson, Ralph (DB), W. Texas St. (choice from Miami). 5-c. Brister, Fred (LB), Mississippi (choice from Minnesota). 6. Hanneman, Craig (G), Oregon St. 7. McClure, Worthy (OT-G), Mississippi. 8. Crowe, Larry (RB), Texas Southern (choice from New Orleans). 8-a. Rogers, Paul (K), Nebraska. 8-b. Holmes, Ernie (DT), Texas Southern (choice from Miami). 9. Anderson, Mike (LB), Louisiana St. 10. O'Shea, Jim (LB), Boston College. 11. Wagner, Mike (DB), Western Illinois. 12. (Choice to Baltimore). 13. Young, Alfred (WR), So. Car. St. 14. Evans, McKinney (DB), New Mex. Highlands. 15. Makin, Ray (G), Kentucky. 16. Huntley, Walter (DB), Trinity (Tex.). 17. Ehle, Dan (RB), Howard Payne.

1970 — 1st overall

(12 offensive, 7 defensive)

1. Bradshaw, Terry (QB), Louisiana Tech. 2. Shanklin, Ron (WR), North Texas St. 3. Blount, Mel (DB), Southern. 4. George, Ed (OT), Wake Forest. 4-a. Evenson, Jim (RB), Oregon (choice from New York Giants). 5. Staggers, Jon (WR), Missouri. 6. Barrera, Manuel (LB), Kansas State. 6-a. Kegler, Clarence (OT), So. Carolina St. 7. Griffin, Danny (RB), Texas-Arlington. 8. Smith, Dave (WR), Indiana (Pa.). 9. Crennel, Carl (LB), West Virginia. 10. Brown, Isiah (DB), Stanford. 11. Hunt, Calvin (C), Baylor. 12. Sharp, Rick (OT), Washington. 13. Main, Billy (RB), Oregon St. 14. Askson, Burt (LB), Texas Southern. 15. Keppy, Glen (DT), Platteville (Wis.). 16. Yanosky, Frank (DT), Tennessee. 17. Key, Harry (TE), Mississippi Valley.

1969 — 4th overall

(9 offensive, 7 defensive, 1 kicker)

1. Greene, Joe (DT), No. Texas St. 2. Harratty, Terry (QB), Notre Dame. 2-a. Bankston, Warren (RB), Tulane (choice from San Francisco). 3. Kolb, Jon (C), Oklahoma St. 4. Campbell, Bob (RB), Penn. St. 5. Choice to St. Louis. 6. Choice to Green Bay. 7. Beatty, Charles (DB), No. Texas St. 7-a. Brown, Chadwick (OT), E. Texas St. 8. Cooper, Joe (WR), Tennessee St. 9. Sodaski, John (DB), Villanova. 10. Greenwood, L.C. (DE), Arkansas AM & N. 11. Washington, Clarence (DT), Arkansas AM & N. 12. Fisher, Doug (LB), San Diego St. 13. Lynch, John (LB), Drake. 14. Houmard, Bob (RB), Ohio U. 15. Liberto, Ken (WR), Louisiana Tech. 16. Mosley, Dock (WR), Alcorn A & M. 17. Eppright, Bill (K), Kent St.

1968

1. Taylor, Mike (OT), So. California. 2. Ruple, Ernie (OT), Arkansas. 3. Choice to Cleveland. 3-a. Henderson, Jon (WR), Colorado St. (choice from Minnesota). 3-b. Herbert, Ken (K), Houston (choice from Los Angeles). 4. Choice to Green Bay. 5. Choice to Green Bay. 6. Choice to Atlanta. 7. Dalton, Doug (RB), New Mexico St. 7-a. Glennon, Bill (DT), Washington (choice from Los Angeles). 8. Holman, Danny (QB), San Jose St. 9. Knight, John (DE), Weber St. 10. Choice to Cleveland. 11. King, Kim (RB), Georgia Tech. 12. Wheeler, Sam (LB), Wisconsin. 13. Roundy, Joe (G), Puget Sound. 14. Harris, Lou (DB), Kent St. 15. Lanning, Bob (DE), No. Montana. 16. Bleier, Rocky (RB), Notre Dame. 17. Cole, Bob (LB), So. Carolina.

1967

1. Choice to Green Bay. 2. Shy, Don (RB), San Diego St. 3. Choice to San Francisco. 3-a. Freitas, Rockne (C), Oregon (choice from Philadelphia). 4. May, Ray (LB), So. California. 5. Choice to Green Bay. 6. Choice to Atlanta. 6-a. Haggerty, Mike (OT), Miami (Fla.). 7. Choice to Washington. 8. Barnes, Mike (OT), Purdue. 8-a. Foruria, John (QB), Idaho (choice from Minnesota). 9. Otis, Paul (DT), Houston. 10. Wilsey, Bill (LB), Fresno St. 11. Whitcomb, Jim (WR), Emporia St. (Kan.). 12. Choice to Baltimore. 13. Homán, Jim (G), So. California. 14. Anderson, Chet (TE), Minnesota. 15. Love, Mike (RB), Abilene Christian. 16. Smith, Bill (C), Oregon. 17. Davenport, Mike (RB), Wyoming.

1966

1. Leftridge, Dick (RB), West Virginia. 2. Gagner, Larry (G), Florida. 3. Killorin, Pat (C), Syracuse. 4. Choice to Chicago. 5. Choice to Detroit. 6. Choice to Minnesota. 7. Boozler, Emerson (RB), Maryland St. 8. Choice to New York. 9. Stewart, Dale (WR), Pittsburgh. 10. Marion, Jerry

(RB), Wyoming. 11. Washington, Charley (RB), Grambling. 12. Choice to Dallas. 13. Dial, Benny (QB), Eastern New Mexico. 14. Novogratz, Joe (LB), Pittsburgh. 15. Dobson, Joe (OT), Idaho. 16. Long, Jim (WR), Purdue. 17. Brundage, Mike (QB), Oregon. 18. Lucas, Kenny (QB), Pittsburgh. 19. Neilson, Dave (QB), Albion. 20. Springer, Ron (OT), Albion.

1965

1. Choice to Chicago. 2. Jefferson, Roy (WR), Utah. 3. Choice to New York. 4. Choice to Detroit. 5. Choice to Green Bay. 6. Choice to Green Bay. 7. Browning, Charlie (RB), Washington. 8. Howley, Bill (E), Pittsburgh. 9. Neville, Tom (T), Mississippi St. 10. Tobey, Dave (C), Oregon. 11. Molden, Frank (T), Jackson St. 12. Lofquist, Craig (B), Minnesota. 13. Wilburn, J. R. (B), South Carolina. 14. Butler, Jim (B), Edward Waters. 15. Carrell, John (T), Texas Tech. 16. Dusenbury, Doug (K), Kansas St. 17. Canale, Whit (B), Tennessee. 18. Howard, Bob (B), Stanford. 19. Price, Lonnie (B), Southwestern Louisiana. 20. Fertig, Craig (QB), So. Carolina.

1964

1. Martha, Paul (B), Pittsburgh. 2. Choice to Chicago. 2-a. Kelly, Jim (E), Notre Dame (choice from Chicago). 3. Baker, Ralph (LB), Penn. State. 4. McGee, Ben (T), Jackson St. 5. Alley, T. W. (T), William & Mary. 6. Gibson, Tom (G), So. Carolina. 7. Smith, Bobby (B), No. Texas St. 8. Carrington, Bob (B), No. Carolina College. 9. Nichols, Bob (T), Stanford. 10. Choice to Cleveland. 11. Soleau, Bob (G), William & Mary. 12. Sherman, Bob (B), Iowa. 13. Baker, Glenn (T), Washington St. 14. Jenkins, Tom (G), Ohio St. 15. Brown, Barry (E), Florida. 16. Kesler, Ed (B), No. Carolina. 17. Shaw, Dennis (C), Detroit. 18. Dobbins, Oliver (B), Morgan St. 19. Marshall, Don (T), Lehigh. 20. Generalovich, Brian (E), Pittsburgh.

1963

1. Choice to Chicago. 2. Choice to Baltimore. 3. Choice to Green Bay. 4. Choice to Chicago. 5. Choice to Los Angeles. 6. Choice to Chicago. 7. Choice to Green Bay. 8. Atkinson, Frank (T), Stanford. 9. Carrington, Gene (T), Boston College. 10. Nelsen, Bill (QB), So. California. 11. Dixon, Hewitt (B), Florida A & M. 12. Curry, Roy (B), Jackson St. 13. Gray, Hal (LB), Los Angeles St. 14. Dickerson, Bob (E), Bethune-Cookman. 15. Szykowny, Matt (QB), Iowa. 16. Russell, Andy (LB), Missouri. 17. Stein, Tim (C), Miami (Ohio). 18. Bradshaw, Jim (B), Chattanooga. 19. Berg, Roger (T), St. Thomas (Minn.). 20. Traliant, Jim (QB), Pittsburgh.

1962

1. Ferguson, Bob (B), Ohio St. 2. Choice to Chicago. 3. Choice to Los Angeles. 4. Choice to Detroit. 5. Choice to Baltimore. 6. Choice to San Francisco. 7. Collins, Jack (B), Texas. 8. Ballman, Gary (B), Michigan St. 9. Powers, John (E), Notre Dame. 10. Vignali, Larry (G), Pitt. 11. Willis, Bob (E), California. 12. Mudie, Sam (QB), Rutgers. 13. Woodward, Dave (T), Auburn. 14. Whittaker, Jim (E), Nevada. 15. Hatch, Vern (E), No. Carolina College. 16. Ply, Bobby (QB), Baylor. 17. Tucker, Nat (B), Florida A & M. 18. Yarbrough, Darrell (T), Northwest Louisiana St. 19. Kuprok, John (E), Pittsburgh. 20. Knight, John (B), Valparaiso.

1961

1. Choice to San Francisco. 2. Pottios, Myron (LB), Notre Dame. 3. Choice to Detroit. 4. Choice to San Francisco. 5. Choice to Baltimore. 6. Choice to Los Angeles. 7. Hoak, Dick (B), Penn. St. 8. Balthazar, George (T), Tennessee A & I. 9. Choice to San Francisco. 10. Mack, Bill (B), Notre Dame. 11. Clements, Skip (B), No. Carolina. 12. Jackunas, Frank (T), Detroit. 13. Choice to San Francisco. 14. Schmitz, Bob (LB), Montana St. 15. McConn, Ray (B), West Texas St. 16. Scott, Wilbert (B), Indiana. 17. Nofsinger, Terry (QB), Utah. 18. Simko, John (E), Augustana (S.D.). 19. Wyatt, Bernie (B), Iowa. 20. Jones, Mike (B), San Jose St.

1960

1. Spikes, Jack (B), TCU. 2. Choice to Cleveland. 3. Choice to Los Angeles. 4. Choice to Detroit. 5. Choice to St. Louis. 6. Choice to Los Angeles. 7. Dennis, Lonnie (G), Brigham Young. 8. Lanphear, Dan (G), Wisconsin. 9. Harris, Marshall (B), TCU. 10. Kapele, John (T), Brigham Young. 11. Choice to San Francisco. 12. Butler, Earl (T), No. Carolina. 13. Wornack, Joe (B), Los Angeles St. 14. Keys, Brady (B), Colorado St. 15. Essmenmacker, Larry (T), Alma. 16. Ames, Dave (B), Richmond. 17. Chamberlain, Dale (B), Miami (Ohio). 18. Lee, Charley (T), Iowa. 19. Turley, Howard (E), Louisville. 20. Harshberger, George (T), Wichita.

1959

1. Choice to San Francisco. 2. Choice to Detroit. 3. Choice to Los Angeles. 4. Choice to Los Angeles. 5. Choice to Green Bay. 6. Choice to Detroit. 7. Choice to Washington. 8. Barnett, Tom (B), Purdue. 9. Davis, Hal (G), Houston. 10. Gunnels, Riley (T), Georgia. 11. Curtis, Overton (B), Utah St. 12. Pavliska, Bill (B), Baylor. 13. Bohling, Dewey (B), Hardin-Simmons. 14. Peppercorn, John (E), Kansas. 15. Brodnax, John (B), LSU. 16. Carrico, Bill (G), No. Texas St. 17. Leeka, Bill (T), UCLA. 18. Seinturier, John (T), So. California. 19. Kocourek, Dave (E), Wisconsin. 20. Hayes, Rudy (B), Clemson. 21. Green, Johnny (QB), Chattanooga. 22. Polk, Burley (T), Hardin-Simmons. 23. Davie, Ernye (B), McMurry (Tex.). 24. Farmer, Wayne (T), Purdue. 25. Miller, Ron (E), Vanderbilt. 26. Scott, John (T), Ohio St. 27. Tolar, Charley (B), Northwestern Louisiana. 28. Hall, Ronnie (B), Missouri Valley. 29. Loncar, Dick (T), Notre Dame. 30. Fierstad, Willus (B), Minnesota.

1958

1. Choice to San Francisco. 2. Krulko, Larry (B), West Virginia. 3. Krisher, Bill (G), Oklahoma. 4. Choice to Los Angeles. 5. Choice to Los Angeles. 6. Lasse, Dick (E), Syracuse. 7. Choice to Baltimore. 8. Choice to Detroit. 9. Choice to Detroit. 10. Campbell, Dick (D), Marquette. 11. Aldrich, Larry (E), Idaho. 12. Reed, Leroy (B), Mississippi. 13. Choice to San Francisco. 14. Jennings, Doyle (T), Oklahoma. 15. Sears, Ed (B), Florida. 16. Perkins, John (T), Mississippi Southern. 17. Lewis, Joe (T), Compton JC (Calif.). 18. Choice to Detroit. 19. Keady, Gene (B), Kansas St. 20. Johnson, George (T), Wake Forest. 21. Jones, Everett (G), Utah. 22. Thompson, Bill (E), Duke. 23. Trowbridge, Ken (B), No. Carolina St. 24. Roberts, Norm (E), E. Texas St. 25. Groce, Bill (B), No. Texas St. 26. Evans, Jon (E), Oklahoma A & M. 27. Dellinger, Floyd (B), Texas Tech. 28. Akin, Dean (E), Jacksonville St. (Ala.). 29. Fuquay, Mert (E), Baylor. 30. Scherer, Dick (E), Pittsburgh.

1957

1. Dawson, Lenny (QB), Purdue. 2. Michael, Bill (T), Ohio St. 3. Owens, Don (T), Mississippi Southern. 4. Choice to Washington. 5. Richards, Perry (E), Detroit. 6. Volkert, George (B), Georgia Tech. 7. Johnson, Curley (B), Houston. 8. Choice to Chicago Bears. 9. Hutchings, Charley (T), Miami (Fla.). 10. Jelic, Ralph (B), Pittsburgh. 11. Hughes, Dick (B), Tulsa. 12. Ellison, Vern (G), Oregon St. 13. Underwood, Dwaine (T), Oklahoma A & M. 14. Crawford, Jim (B), Wyoming. 15. Canil, Herman (T), Pittsburgh. 16. Choice to Baltimore. 17. Salvaterra, Corry (B), Pittsburgh. 18. Bigbee, Len (E), E. Texas St. 19. Bennett, Phil (E), Miami (Fla.). 20. Szeuhar, John (T), No. Carolina St. 21. Cichowski, Gene (QB), Indiana. 22. Thomas, Aurelius (G), Ohio St. 23. Pollock, Bob (T), Pittsburgh. 24. Francis, Gary (E), Illinois. 25. Hiresley, Jim (E), Michigan St. 26. Swann, Bob (T), Vanderbilt. 27. Konkoly, Bob (B), Xavier. 28. Kolinsky, Frank (T), Tennessee. 29. Ramage, Tom (G), Utah St. 30. Serier, Don (E), Arkansas St.

1956

Bonus Choice: Glick, Gary (B), Colorado St. 1. Davis, Art (B), Mississippi St. 2. Krupa, Joe (T), Purdue. 3. Taylor, Jim (C), Baylor. 4. Murley, Dick (G), Purdue. 5. Murakowski, Bill (B), Purdue. 6. Taylor, Ray (B), TCU. 7. Gaspari, Dick (C), George Washington. 8. Wellman, Vere (G), Wichita. 9. Edmonds, Wayne (G), Notre Dame. 10. Baldacci, Lou (B), Michigan. 11. Choice to Detroit. 12. Tarasovic, Phil (E), Yale. 13. Holley, Weldon (B), Baylor. 14. Emmons, Jim (T), Alabama. 15. Choice to San Francisco. 16. Reed, Lionel (B), Cen. Oklahoma St. 17. Schmidt, Bill (G), Pittsburgh. 18. Stephens, John (B), Holy Cross. 19. Jacobs, Jerry (G), Florida St. 20. Glatz, Fred (E), Pittsburgh. 21. Martell, Gene (T), Notre Dame. 22. DiPasquale, Ray (B), Pittsburgh. 23. Neft, Pete (QB), Pittsburgh. 24. Engram, Bryan (E), TCU. 25. O'Dell, Bill (B), Clemson. 26. Sweeney, Frank (G), Xavier. 27. Benson, Buddy (B), Arkansas. 28. DeGraaf, Bill (B), Cornell. 29. Thompson, Wes (T), Alabama.

1955

1. Varrichione, Frank (T), Notre Dame. 2. Choice to Los Angeles. 3. Berner, Ed (E), SMU. 4. Broussard, Fred (C), Texas A & M & Northwestern Louisiana. 5. Mason, George (T), Alabama. 6. Harkey, Lem (B), Emporia. 7. Reeve, Hal (T), Oregon. 8. Choice to Detroit. 9. Unitas, John (QB), Louisville. 10. Boyle, Terry (T), Cincinnati. 11. Eaton, Vic (QB), Missouri. 12. Cooke, Jim (E), Lincoln (Pa.). 13. Whitmer, Bob (B), Purdue. 14. Byrne, John (G), John Carroll. 15. Duckett, Ellis (B), Michigan St. 16. Vincent, Frank (C), Glenville St. (W. Va.). 17. Merchant, Ed (B), Miami (Ohio). 18. Maier, George (G), Marshall. 19. Smith, Ed (B), Texas Southern. 20. Matykiewicz, Lou (E), Iowa. 21. Phenix, Rees (T), Georgia Tech. 22. McCabe, Richie (B), Pittsburgh. 23. Holz, Gordy (T), Minnesota. 24. Mayock, Mike (E), Villanova. 25. Bull, Charlie (G), Missouri. 26. Soltau, Jim (E), Minnesota. 27. Sanford, Bill (B), Hofstra. 28. Williams, Dave (G), Ohio St. 29. Sinclair, Bernie (E), Texas A & M. 30. Caruzzi, Jim (B), Marquette.

1954

1. Lattner, John (B), Notre Dame. 2. Stark, Pat (B), Syracuse. 3. Miner, Tom (E), Tulsa. 4. Choice to Los Angeles. 5. Choice to San Francisco. 6. Pepper, Laurin (B), Mississippi Southern. 7. O'Brien, Jack (E), Florida. 8. Cameron, Paul (B), UCLA. 9. Zombeck, Joe (E), Pittsburgh. 10. Fisher, Bob (T), Tennessee. 11. Cimarrilli, Lou (B), Pittsburgh. 12. Fritz, Don (E), Cincinnati. 13. Lattimer, Charley (C), Maryland. 14. Bradford, Roger (E), Waynesburg & Duquesne. 15. Drake, Tom (G), Chattanooga. 16. Krol, Cas (T), Detroit. 17. Fulyer, Joe (C), Oregon St. 18. Penza, Don (E), Notre Dame. 19. Rydalc, Don (B), Utah. 20. Prender, Fred (B), W. Chester St. 21. Tassotti, Dan (T), Miami (Fla.). 22. Lapsley, John (G), Northeastern. 23. Pascarella, Joe (T), Penn St. 24. Flanagan, Jack (E), Detroit. 25. Barron, Jim (T), Mississippi St. & Tulsa. 26. Varaitis, Joe (B), Penn. 27. Yewcic, Tom (B), Michigan St. 28. Bush, Joe (G), Notre Dame. 29. Fagan, Joe (T), John Carroll. 30. Sweatte, Juel (B), Oklahoma.

1953

1. Marchibroda, Ted (QB), Detroit & St. Bonaventure. 2. John Henry Johnson (B), St. Mary's (Cal.) & Arizona St. 3. Matuszak, Marv (LB), Tulsa. 4. Culleryann, Lloyd (E), Maryland. 5. Gaona, Bob (T), Wake Forest. 6. Barton, Tom (G), Clemson. 7. Alderton, John (E), Maryland. 8. Perry, Lowell (E), Michigan. 9. Sarnese, Pat (T), Temple. 10. Holchan, Frank (T), Tennessee. 11. Choice to Chicago Bears. 12. Robertson, Jerry (B), Kansas. 13. Davis, Leo (E), Bradley. 14. Montgomery, Charley (T), Mississippi. 15. O'Neill, Bob (E), Notre Dame. 16. Zachary, John (B), Miami (Ohio). 17. Quinn, Reed, (B), Florida. 18. Holben, Carl (T), Duke. 19. Williams, John (B), Louisville. 20. Hayley, Wil Lee (E), Auburn. 21. Earley, Don (G), So. Carolina. 22. O'Connor, Ed (T), Maryland. 23. Correll, Ray (G), Kentucky. 24. Schneldenhach, Bob (B), Miami (Fla.). 25. Hampel, Vic (E), Houston. 26. McLaren, Jack (E), Bethune-Cookman. 27. Delaney, Jack (B), Cincinnati. 28. Cimini, Joe (T), Mississippi St. 29. Massaro, Art (B), W & J. 30. Tepe, Lou (C), Duke.

1952

1. Modzelewski, Ed (B), Maryland. 2. Tarasovic, George (C), LSU. 3. Wadiak, Steve (B), So. Carolina. 4. Gearding, Jack (T), Xavier. 5. Choice to Chicago Bears. 6. Choice to Los Angeles. 7. Hipps, Claude (B), Georgia. 8. Choice to Chicago Bears. 9. Payne, Herky (B), Tennessee. 10. Gilmartin, George (B), Xavier. 11. Spinks, Jack (B), Alcorn A & M. 12. McFadden, Marv (T), Michigan St. 13. Flood, Dave (B), Notre Dame. 14. Davis, June (G), Texas. 15. Pivrolto, Dick (B), Princeton. 16. Ladygo, Pete (G), Maryland. 17. Smithwick, Pat (E), St. Norberts. 18. MacDonald, Andy (B), Cen. Michigan. 19. Kerkorian, Gary (QB), Stanford. 20. Simeone, Dan (T), Villanova. 21. Babcock, Harry (E), Georgia. 22. Byrne, Bob (B), Montana St. 23. Pollock, Vic (B), Army. 24. Bestwick, Bob (QB), Pittsburgh. 25. Robinson, Bill (B), Lincoln (Mo.). 26. Wilson, Bobby (B), Alabama. 27. Doyle, Skip (B), Ohio St. 28. Hanifan, Jerry (B), St. Bonaventure. 29. Wariner, Chris (E), Pittsburgh. 30. Kissel, Ed (B), Wake Forest.

1951

1. Avinger, Clarence (B), Alabama. 2. Ortmann, Chuck (B), Michigan. 3. Sulima, George (E), Boston University. 4. French, Barry (T), Purdue. 5. Sampson, Floyd (B), McMurry. 6. Dodril, Dale (G), Colorado A & M. 7. Mathews, Ray (B), Clemson. 8. Minarik, Hank (E), Michigan St. 9. Schweder, John (G), Penn. 10. Salata, Paul (E), So. California. 11. McCitcheon, Joe (G), Washington & Lee. 12. Brandt, Jim (B), St. Thomas (Minn.). 13. Szabo, Bill (T), Bucknell. 14. Miserany, Mike (G), Alabama. 15. Webb, Clay (B), Kentucky. 16. Oberg, Lambert (C), Trinity (Conn.). 17. Ghelmann, Ted (T), William & Mary. 18. Field, Pat (B), Georgia. 19. Pavlikowski, Bill (B), Boston University. 20. Donnelly, Tom (T), Holy Cross. 21. Cheatham, Ernie (T), Loyola (Cal.). 22. Hendley, Dick (B), Clemson. 23. Minor, Joe (E), John Carroll. 24. Alois, Art (C), San Francisco. 25. Calvin, Tommy (B), Alabama. 26. Pearman, Bill (G), Tennessee. 27. Radcliffe, Bob (B), Wisconsin. 28. Hansen, Howie (B), UCLA. 29. Smith, Fred (E), Tulsa. 30. Gruble, John (E), Tennessee.

1950

1. Chandois, Lynn (B), Michigan St. 2. Stautner, Ernie (T), Boston College. 3. Hughes, George (G), William & Mary. 4. Choice to Chicago Bears. 5. Allen, Lou (T), Duke. 6. Mattson, Ed (B), Trinity (Texas). 7. Smith, Truett (B), Mississippi St. & Wyoming. 8. Rogel, Fran (B), Penn St. 9. Druen, Max (T), Tulane. 10. Choice to Chicago Cards. 11. Williams, Charley (E), Sam Houston St. 12. Choice to Chicago Cards. 13. Norton, Negley (T), Penn St. 14. Kynes, Jim (C), Florida. 15. Russell, Harry (B), San Jose St. 16. Barkouskie, Bernie (G), Pittsburgh. 17. Bodine, Al (B), Georgia. 18. Powell, Kenneth (E), No. Carolina. 19. Gaul, Frank (T), Notre Dame. 20. DeNoia, Mike (B), Scranton. 21. Tomlinson, Dick (G), Kansas. 22. Burak, Stan (B), George Washington. 23. Kersulis, Walt (E), Illinois. 24. Weaver, John (G), Miami (Ohio). 25. Numbers, Bob (C), Lehigh. 26. Vaccaro, Nick (B), Florida. 27. Kreiser, Elmer (E), Bloomsburg St. 28. Diehl, Jerry (B), Idaho. 29. DePasqua, Carl (B), Pittsburgh. 30. Hudak, Ed (T), Notre Dame.

1949

1. Gage, Bobby (B), Clemson. 2. Davis, Harper (B), Mississippi St. 3. Walsh, Bill (C), Notre Dame. 4. Gert, Joe (B), Georgia. 5. Long, Bill (E), Oklahoma A & M. 6. Brightwell, Doug (C), TCU. 7. Talanco, Bill (B), Penn. 8. Brown, George (G), TCU. 9. Brennan, Tom (T), Boston College. 10. Hood, Bob (E), Alabama. 11. Sanders, Al (C), Mississippi Southern. 12. Finks, Jimmy (B), Tulsa. 13. Walston, R. R. (G), No. Texas St. 14. Moon, Dave (B), SMU. 15. Sobczak, Ed (E), Michigan. 16. Snell, Denvard (T), Auburn. 17. Kissell, Veto (B), Holy Cross. 18. Shipman, Clint (T), E. Texas St. 19. McBride, Jack (E), Rice. 20. Mann, Ben (G), Mississippi. 21. Jackura, Joe (C), Georgia. 22. Johnson, Lloyd (B), W. Texas St. 23. Owens, Jim (E), Oklahoma. 24. Snowden, Ivan (T), Texas A & M. 25. Goff, Bobby (B), Texas A & M.

1948

1. Edwards, Dan (E), Georgia. 2. Nuzum, Jerry (B), New Mexico A & M. 3. Wozniak, John (G), Alabama. 4. Gasparella, Joe (QB), Notre Dame. 5. Long, Bill (B), Penn. 6. Cooper, Jim (C), No. Texas St. 7. Ryan, Ed (E), St. Mary's (Cal.). 8. Deranek, Dick (B), Indiana. 9. Redfield, Paul (T), Colgate. 10. Papach, George (B), Purdue. 11. Finical, Tom (E), Princeton. 12. Lane, Clayton (T), New Hampshire. 13. Mazuca, Dick (G), Canisius. 14. McPeak, Bill (E), Pittsburgh. 15. Messoline, Frank (B), Scranton. 16. Lane, Tom (T), Muhlenburg. 17. Barbolak, Pete (T), Purdue. 18. Fogler, Fred (B), Duke. 19. Snyder, Charley (T), Marshall. 20. Stevens, Tally (E), Utah. 21. Norman, Dike (C), Washington & Lee. 22. Simmons, Floyd (B), Notre Dame. 23. Haussner, Paul (T), Wichita. 24. Ramsay, Bob (B), SMU. 25. Whitlow, Felton (T), No. Texas St. 26. Bowen, Dinky (B), Georgia Tech. 27. Gibron, Abe (G), Purdue. 28. Hilkens-Bruce (T), Michigan. 29. Zuchowski, Ted (T), Toledo. 30. DeMatteo, Tony (B), Pittsburgh.

1947

1. Bechtol, Hub (E), Texas. 2. Mastrangelo, John (G), Notre Dame. 3. Wydo, Frank (T), Cornell. 4. Aschenbrenner, Frank (B), Northwestern. 5. Meeks, Bryant (C), So. Carolina. 6. Shipkey, Jerry (B), UCLA. 7. Vander Clute, Bert (G), Wesleyan. 8. Gibson, Paul (E), No. Carolina St. 9. Medd, Jack (C), Wesleyan. 10. Fitch, Jack (B), No. Carolina. 11. Parseghian, Ara (B), Miami (Ohio). 12. Moore, Bill (T), Penn St. 13. Bruno, Larry (B), Geneva. 14. Jenkins, Ralph (C), Clemson. 15. Nickel, Elbie (E), Cincinnati. 16. Cregar, Bill (C), Holy Cross. 17. Mulready, Jerry (B), No. Dakota St. 18. Smith, Warren (T), Kansas Wesleyan. 19. Hamilton, Fred (T), Vanderbilt. 20. Taylor, Fred (E), TCU. 21. Bushmaier, Binks (B), Vanderbilt. 22. Davis, Paul (B), Otterbein. 23. Kaiminar, Tommy (B), Pitt & Nevada. 24. Mohr, Don (E), Baldwin-Wallace. 25. Young, Art (G), Dartmouth. 26. Sazio, Ralph (T), William & Mary. 27. Pitzer, Dick (E), Army. 28. Stalloni, Tom (T), Delaware. 29. DiFrancesca, Vince (G), Northwestern. 30. Lahr, Warren (B), Western Reserve.

1946

1. Blanchard, Doc (B), Army. 2. Clark, George (B), Duke. 3. Rowe, Harmond (B), Baylor & San Francisco. 4. Tepsic, Joe (B), Penn St. 5. Seiferling, Jack (B), Utah St. 6. Woods, Marion (G), Clemson. 7. Reinhardt, Tom (T), Minnesota. 8. Ponsetto, Joe (B), Michigan. 9. Evans, Bob (B), Penn. 10. Bonwell, Mel (B), Central Iowa. 11. Holloway, Doc (G), William & Mary. 12. Owen, Carroll (B), Catawba. 13. Poppin, George (T), New Mexico. 14. McCain, Bob (E), Mississippi. 15. Tallchief, Tom (T), Oklahoma. 16. Peri, Al (B), Youngstown & Georgia. 17. Lopez, Russ (C), West Virginia. 18. Garrison, Charles (G), Wake Forest. 19. Cloud, Bill (T), Temple. 20. Garbinski, Mike (B), Penn St. 21. Loiacano, Charley (C), Lafayette. 22. Johnson, George (T), Pittsburgh. 23. Leitheiser, Bill (G), Duke. 24. Adams, Roger (C), Florida. 25. Verkins, Bob (B), Tulsa. 26. Castle Clarence (B), Mississippi. 27. Marino, Marchi (T), Penn State. 28. Hansen, Bob (E), UCLA. 29. Graves, Larry (T), Newberry. 30. Bruce, Gail (E), Washington.

1945

1. Duhart, Paul (B), Florida. 2. Drigger, Jack (E), Ohio St. 3. Dellastatious, Bill (B), Missouri. 4. Adamas, Roger (C), Florida. 5. Mahelich, Chuck (E), Duquesne. 6. Browning, Greg (E), Denver. 7. Wolak, Mike (B), Duquesne. 8. Hughes, Tom (T), Purdue & Missouri. 9. Pense, Leon (B), Arkansas. 10. Brandau, Art (C), Tennessee. 11. Ball, Ray (B), Holy Cross. 12. Basilone, Frank (B), Duquesne. 13. Monahan, John (E), Dartmouth. 14. Odelli, Mel (B), Duquesne. 15. Choice to Chicago Bears. 16. Ungles, Jim (B), Kansas St. 17. Itzel, John (B), Pittsburgh. 18. Wizbicki, Alex (B), Holy Cross. 19. Landrigan, Jim (T), Holy Cross & Dartmouth. 20. Lilienthal, Bill (T), Villanova. 21. Price, Art (B), Rutgers. 22. Malmberg, Don (B), UCLA. 23. Hartwell, Everette (E), Auburn. 24. Cain, Ed (B), Rice. 25. Carluccini, Angelo (B), Pittsburgh. 26. Burns, Ed (B), Boston College. 27. Slough, Glen (T), Duke. 28. Marsh, Jim (T), Oklahoma A & M. 29. Grant, Ralph (B), Bucknell. 30. Kondria, John (T), St. Vincent.

1944

1. Podesto, Johnny (B), St. Mary's Cal. 2. Odell, Bob (B), Penn. 3. Gantt, Bob (E), Duke. 4. McGaffray, Art (T), Santa Clara & College of Pacific. 5. Owen, George (G), Wake Forest. 6. Savage, Dan (B), Brown. 7. Freitas, Jess (B), Santa Clara. 8. Titus, George (C), Holy Cross. 9. Stolko, Ed (B), St. Francis. 10. Jansante, Val (E), Duquesne. 11. Buda, Carl (G), Tulsa. 12. Gray, Sam (E), Tulsa. 13. Longacre, Bob (B), William & Mary. 14. Zetty, Les (E), Muhlenberg. 15. Myers, Jim (G), Tennessee. 16. Gottlieb, Joe (B), Duquesne. 17. Davis, Hugh (B), Michigan St. 18. Sullivan, Bill (E), Villanova. 19. Woodside, Jimmy (C), Temple. 20. Miller, Bill (B), Penn. 21. Lawson, Bob (E), Holy Cross. 22. Caver, Hank (B), Presbyterian. 23. Carter, Paul (T), Michigan St. 24. Holben, Dick (T), Muhlenberg. 25. Tippee, Howard (B), Iowa St. 26. Maimberg, Charley (T), Rice. 27. Ashbaugh, Russ (B), Notre Dame. 28. Petroski, Pal (G), Miami (Fla.) 29. Tosti, Joe (E), Scranton. 30. Seelinger, Len (B), Wisconsin.

1943

1. Daley, Bill (B), Minnesota. 2. Russell, Jack (E), Baylor. 3. Connolly, Harry (B), Boston College. 4. Sossamon, Lou (C), So. Carolina. 5. Ratto, Al (C), St. Mary's (Cal.). 6. Curry, Ray (E), St. Mary's (Cal.). 7. Murphy, Ed (E), Holy Cross. 8. Dwell, Dick (B), Rice. 9. Wukits, Al (C), Duquesne. 10. Repko, Joe (T), Boston College. 11. Boltrek, Pete (T), No. Carolina St. 12. Shiekman, Mort (G), Penn. 13. Crain, Milt (B), Baylor. 14. Kielbasa, Max (B), Duquesne. 15. Skorich, Nick (G), Cincinnati. 16. Field, Jackie (B), Texas. 17. Bucek, Felix (G), Texas A & M. 18. Welsh, Johnny (B), Penn. 19. Compagno, Tony (B), St. Mary's (Cal.). 20. Zapalac, Willie (B), Texas A & M. 21. Bain, George (T), Oregon St. 22. Wynne, Clay (T), Arkansas. 23. Cibulas, Joe (T), Duquesne. 24. Yambrick, Bill (C), Western Michigan. 25. Freeman, Jack (G), Texas. 26. Goode, Joe (B), Duquesne. 27. Durishan, Jack (T), Pittsburgh. 28. Lobpries, Fritz (G), Texas. 29. Jones, Art (B), Haverford. 30. Ruman, Bob (B), Arizona.

1942

1. Dudley, Bill (B), Virginia. 2. Martin, Vern (B), Texas. 3. Casanega, Ken (B), Santa Clara. 4. Kutner, Mal (E), Texas. 5. Sandig, Curt (B), St. Mary's (Tex.). 6. Greene, Charley (T), Tulsa. 7. Butler, Johnny (B), Tennessee. 8. Spendlove, Floyd (T), Utah. 9. Chase, Rayburn (B), Missouri. 10. Steele, Ernie (B), Washington. 11. Wood, Thornley (B), Columbia. 12. Roacht, Bill (E), TCU. 13. Holt, Wayne (G), Tulsa. 14. Mosher, Clure (C), Louisville. 15. Law, Hubbard (B),

Sam Houston. 16. Tomasic, Andy (B), Temple. 17. Chamberlain, Garth (T), Brigham Young. 18. Rokisky, John (E), Duquesne. 19. Jenkins, Ray (B), Colorado. 20. Kapriva, Frank (G), Wake Forest.

1941

1. Gladchuk, Chet (C), Boston College. 2. Knolla, Johnny (B), Creighton. 3. Ringgold, Jim (B), Wake Forest. 4. Sears, Vic (T), Oregon St. 5. Suffridge, Bob (G), Tennessee. 6. Robert, Jim (C), Marshall. 7. Elrod, Ervin (E), Mississippi St. 8. Fritz, Ralph (G), Michigan. 9. Uremovich, Emil (T), Indiana. 10. Severin, Paul (E), No. Carolina. 11. Cotton, Russ (B), Texas Mines. 12. Goree, J. W. (G), LSU. 13. Eibner, John (T), Kentucky. 14. McAfee, Wes (B), Duke. 15. Fox, Terry (B), Miami (Fla.) 16. Cornwall, Bill (T), Furman. 17. Kerr, George (G), Boston College. 18. Bjorcklund, Bob (E), Minnesota. 19. Castiglia, Jim (B), Georgetown. 20. Landsberg, Mort (B), Cornell.

1940

1. Eakin, Kay (B), Arkansas. 2. Wenzel, Ralph (E), Tulane. 3. Klick, George (B), Bucknell. 4. Ivy, Frank (E), Oklahoma. 5. Goff, Clark (T), Florida. 6. Bykowski, Frank (G), Purdue. 7. Cignetti, Pete (B), Boston College. 8. Nery, Carl (G), Duquesne. 9. Boisseau, Dick (T), Washington & Lee. 10. Shu, Paul (B), VMI. 11. Cox, Cary (C), Alabama. 12. Pirro, Rocco (B), Catholic. 13. Noppenberg, John (B), Miami (Fla.) 14. Stublar, Nick (T), Santa Clara. 15. McCarthy, Ray (B), Santa Clara. 16. Gajecki, Leon (C), Penn St. 17. Sullivan, Mike (E), No. Carolina St. 18. Daly, Seaton (T), Gonzaga. 19. Harvey, Thad (T), Notre Dame. 20. Katzenstein, Marvin (T), Colorado Mines.

1939

1. Choice to Chicago Bears. 2. Choice to Brooklyn. 3. Patterson, Bill (B), Baylor. 4. McCullough, Hugh (B), Oklahoma. 5. Wheeler, Ernie (B), No. Dakota St. 6. Boyd, Sam (E), Baylor. 7. Palumbo, Eddie (B), Detroit. 8. Nelson, Ole (E), Michigan St. 9. Petro, Steve (G), Pittsburgh. 10. Lee, Jack (B), Carnegie Tech. 11. Tomasetti, Lou (B), Bucknell. 12. Cochran, Denny (B), St. Louis. 13. Hoffman, Fabian (E), Pittsburgh. 14. Clary, Ed (B), So. Carolina. 15. Tosi, John (C), Niagara. 16. Lezouski, Al (G), Pittsburgh. 17. Longhi, Ed (C), Notre Dame. 18. Shrik, Dave (E), Kansas. 19. Peters, Frank (E), Washington. 20. Sheldrake, Tom (E), Washington.

1938

1. White, Byron (B), Colorado. 1-a. Filchok, Frankie (B), Indiana. 2. Choice to New York. 2-a. Choice to Detroit. 3. Midler, Lou (T), Minnesota. 4. Platukis, George (E), Duquesne. 5. King, Ray (E), Minnesota. 6. Burnette, Tom (B), No. Carolina. 7. McDonough, Paul (E), Utah. 8. McCarty, Pat (C), Notre Dame. 9. Choice to Cleveland. 10. Choice to Chicago Cards.

1937

1. Basrak, Mike (C), Duquesne. 2. Finley, Bob (B), SMU. 3. Breeden, Bill (E), Oklahoma. 4. Hewes, Bo (B), Oklahoma. 5. Frye, Jack (B), Missouri. 6. Roach, Walt (E), TCU. 7. Haines, Byron (E), Washington. 8. Kordick, Marty (G), St. Mary's (Cal.) 9. Patanelli, Matt (E), Michigan. 10. Nevers, Stan (T), Kentucky.

1936

1. Shakespeare, Bill (B), Notre Dame. 2. Barnum, Len (B), West Virginia Wesleyan. 3. Grayson, Bobby (B), Stanford. 4. Spain, Truman (T), SMU. 5. Sandefur, Wayne (B), Purdue. 6. Orr, Maurice (T), SMU. 7. Peters, Marty (E), SMU. 8. Karpowich, Ed (T), Catholic. 9. Meglen, Joe (B), Georgetown.

(Note: overall identifies the number of the Steelers' first round selection)

WHERE THE STEELERS FINISHED (1970-95)

Year	Record	Finish
1970	5-9	3rd in AFC Central
1971	6-8	2nd in AFC Central
1972	11-3	AFC Central Champion(1)
1973	10-4	2nd in AFC Central(WC)*
1974	10-3-1	AFC Central Champion(2)
1975	12-2	AFC Central Champion(3)
1976	10-4	AFC Central Champion(4)
1977	9-5	AFC Central Champion(5)
1978	14-2	AFC Central Champion(6)
1979	12-4	AFC Central Champion(7)
1980	9-7	3rd in AFC Central
1981	8-8	2nd in AFC Central
1982	6-3	4th in AFC Tournament(WC)*
1983	10-6	AFC Central Champion(8)
1984	9-7	AFC Central Champion(9)
1985	7-9	3rd in AFC Central
1986	6-10	3rd in AFC Central
1987	8-7	3rd in AFC Central
1988	5-11	4th in AFC Central
1989	9-7	3rd in AFC Central(WC)*
1990	9-7	3rd in AFC Central
1991	7-9	2nd in AFC Central
1992	11-5	AFC Central Champion(10)
1993	9-7	2nd in AFC Central(WC)*
1994	12-4	AFC Central Champion(11)
1995	11-5	AFC Central Champion(12)

*Earned Wild Card playoff berth (#) = Number of Division Titles

STEELERS ALL-TIME ROSTER—1933-1995

A

Abercrombie, Walter (RB), Baylor	1982-87
Adamchik, Ed (T), Pitt	1967
Adams, Bob (TE), Pacific	1969-71
Adams, Paul (C), Morehead Teachers	1947
Agajanian, Ben (K), New Mexico	1945
Alban, Dick (E), Northwestern	1956-59
Alberghini, Tom (G), Holy Cross	1945
Albrecht, Art (C/OT), Wisconsin	1942
Alderton, John (E), Maryland	1953
Allen, Chuck (LB), Washington	1970-71
Allen, Dwane (LB), Santa Ana	1965
Allen, Jim (DB), UCLA	1974-77
Allen, Lou (T), Duke	1950-51
Alley, Don (WR), Adams State	1969
Alston, Lyneal (WR), Southern Mississippi	1987
Andabaker, Rudy (G), Pitt	1952-54
Anderson, Anthony (RB), Temple	1979
Anderson, Art (T), Idaho	1963
Anderson, Chet (E), Minnesota	1967
Anderson, Fred (DE), Prairie View A&M	1978
Anderson, Gary (K), Syracuse	1982-94
Anderson, Jesse (TE), Miss. State	1992
Anderson, Larry (DB), Louisiana Tech	1978-81
Anderson, Melvin (WR), Minnesota	1987
Anderson, Ralph (DB), W. Texas St.	1971-72
Apke, Steve (LB), Pitt	1987
Arndt, Al (G), South Dakota State	1935
Arndt, Dick (T), Idaho	1967-70
Arnold, David (CB), Michigan	1989
Arnold, Jay (QB), Texas	1941
Artman, Corwan (T), Stanford	1933
Asbury, Willie (B), Kent State	1966-68
Askson, Burt (DE), Texas Southern	1971
Atkinson, Frank (T), Stanford	1963
August, Steve (OT), Tulsa	1984
Augusterfer, Gene (B), Catholic U.	1935
Austin, OCie (DB), Utah State	1970-71
Avery, Steve (FB), Northern Michigan	1994-95
Aydelette, Buddy (OT/C), Alabama	1987

B

Badar, Rich (QB), North Carolina	1967
Bahr, Matt (K), Penn State	1979-80
Baker, Conway (T), Centenary	1944**
Baker, Ed (E), Washington State	1953
Baker, John (E), N. Carolina College	1963-67
Baldacci, Lou (B), Michigan	1956
Bailman, Gary (B), Michigan State	1962-66
Balog, Bob (C), Denver	1949-50
Banaszak, John (DE/DT), E. Michigan	1975-81
Bankston, Warren (RB), Tulane	1969-72
Barbolak, Pete (T), Purdue	1949
Barnes, Reggie (LB), Oklahoma	1993
Barnett, Tom (B), Purdue	1959-60
Barry, Fred (DB), Boston College	1970
Bartaanen, Jim (C), Michigan	1938
Bartlett, Earl (B), Centre	1939
Basrak, Mike (C), Duquesne	1937-38
Bassi, Dick (G), Santa Clara	1941
Beams, Byron (T), Notre Dame	1959-60
Beasley, Tom (DE/DT), Virginia Tech	1978-83

Beatty, Charles (DB), N. Texas St.	1969-72
Beatty, Ed (C), Mississippi	1957-61
Becker, Wayland (E), Marquette	1939
Behning, Mark (OT), Nebraska	1986
Bell, Myron (S), Michigan State	1994-95
Bell, Richard (RB), Nebraska	1990
Bell, Theo (WR), Arizona	1976, 78-80
Bentley, Albert (RB), Miami (Fla.)	1992
Bernet, Ed (E), SMU	1955
Best, Greg (S), Kansas State	1983
Bettis, Tom (LB), Purdue	1962
Billock, Frank (G), St. Mary's of Minn.	1937
Bingham, Craig (LB), Syracuse	1982-84, 87
Binotto, John (B), Duquesne	1942
Bishop, Don (B), Los Angeles Col.	1958-59
Bivins, Charles (B), Morris Brown	1967
Blackledge, Todd (QB), Penn State	1988-89
Blankenship, Brian (G), Nebraska	1987-91
Blankenship, Greg (LB), Cal. St. (Hay.)	1976
Bleier, Rocky (RB), Notre Dame	1968, 1970-80
Blount, Mel (CB), Southern	1970-83
Bohannon, Fred (S/CB), Mass. Val. St.	1982
Bolkovac, Nick (T), Pitt	1953-54
Bond, Randall (QB), Washington	1939
Bonelli, Ernie (B), Pitt	1946
Bono, Steve (QB), UCLA	1987-88
Booth, Clarence (B), SMU	1944**
Boures, Emil (C/G), Pitt	1982-86
Bova, Tony (E), St. Francis	1942, 43*, 44**, 45-47
Bowman, Bill (B), William & Mary	1957
Boyd, Sam (E), Baylor	1939-40
Boyle, Jim (OT), Tulane	1987-88
Boyle, Shorty (E)	1971
Bradley, Ed (LB), Wake Forest	1972-75
Bradshaw, Charles (T), Baylor	1961-66
Bradshaw, Jim (B), Chattanooga	1963-67
Bradshaw, Terry (QB), La. Tech	1970-83
Brady, Jeff (LB), Kentucky	1991
Brady, Pat (B), Nevada	1952-54
Brandau, Art (C), Tennessee	1945-46
Brandt, Jim (B), St. Thomas	1952-54
Bray, Maurice (T), SMU	1935-36
Breedlove, Rod (LB), Maryland	1965-68
Breedon, Bill (B), Oklahoma	1937
Breen, Gene (LB), Virginia Tech	1965-66
Brett, Ed (E), Washington State	1936-37
Brewster, Pete (E), Purdue	1959-60
Brister, Bubby (QB), Northeast La.	1986-92
Britt, Jessie (WR), North Carolina A&T	1986
Britt, Ralph (TE), North Carolina State	1987
Broussard, Fred (C), Texas A & M	1955
Brovelli, Angelo (QB), St. Mary's (Cal.)	1933-34
Brown, Chad (LB), Colorado	1993-95
Brown, Chris (CB/S), Notre Dame	1984-85
Brown, Dave (DB), Michigan	1975
Brown, Ed (QB), San Francisco	1962-65
Brown, John (T), Syracuse	1967-72
Brown, Larry (TE/OT), Kansas	1971-84
Brown, Tom (E), William & Mary	1942
Brown, William (QB), Texas Tech	1945

STEELERS ALL-TIME HEAD COACHES

Coach (Years)	Overall	Record
Austin, Bill (1966-68)	11-28-3	(.298)
Bach, Joe (1935-36, 52-53)	21-27-0	(.438)
Bell, Bert (1941)	0-2-0	(.000)
Cowher, Bill (1992-95)	44-24	(.647)
DiMelio, Luby (1934)	2-10-0	(.167)
Donelli, Aldo (1941)	0-5-0	(.000)
Douds, Forrest (1933)	3-6-2	(.364)
Kiesling, Walter (1939-40, 41-44*, 54-56)	30-55-5	(.361)
Leonard, Jim (1945)	2-8-0	(.200)
McNally, Johnny "Blood" (1937-39)	6-19-0	(.240)
Michelosen, Johnny (1948-51)	20-26-2	(.438)
Nixon, Mike (1965)	2-12-0	(.143)
Noll, Chuck (1969-1991)	209-156-1	(.572)
Parker, Raymond (1957-64)	51-48-6	(.514)
Sutherland, Jock (1946-47)	13-10-1	(.563)

*Kiesling was co-head coach with Greasy Neale in 1943 (Phil.-Pitt.) and with Phil Handler in 1944 (Card.-Pitt.).

Browning, Greg [E], Denver	1947
Bruder, Henry [QB], Northwestern	1940
Bruener, Mark [TE], Washington	1995
Brumbaugh, Boyd [B], Duquesne	1939-41
Brumfield, Jim [RB], Ind. St. (Ind.)	1971
Brundage, Dewey [E], Brigham Young	1954
Bruney, Fred [B], Ohio State	1956-57
Bruno, John [P], Penn State	1987
Bryant, Hubie [WR], Minnesota	1970
Bucek, Felix [G], Texas A & M	1946
Buckner, Brentson [DE], Clemson	1994-95
Buda, Carl [G], Tulsa	1945
Bukich, Rudy [QB], Southern Cal.	1960-61
Bulger, Chester [T], Auburn	1944**
Bullocks, Amos [B], Southern Illinois	1966
Burleson, John [G], SMU	1933
Burnett, Len [DB], Oregon	1961
Burnette, Tom [B], North Carolina	1938
Burrell, John [E], Rice	1962-64
Butler, Bill [DB/KR], Chattanooga	1961
Butler, Jack [B], St. Bonaventure	1951-59
Butler, Jim [B], Edward Waters	1965-67
Butler, John [B], Tennessee	1943-44
Bykowski, Frank [G], Purdue	1940

C

Cabrelli, Larry [E], Colgate	1943*
Calcagni, Ralph [T], Pennsylvania	1947
Caliguire, Dean [G/C], Pittsburgh	1991-92
Call, John [B], Colgate	1959
Calland, Lee [DB], Louisville	1969-72
Calloway, Chris [WR], Michigan	1990-91
Calvin, Tom [B], Alabama	1952-54

Cameron, Paul [B], UCLA	1954
Campbell, Bob [RB], Penn State	1969
Campbell, Don [T], Carnegie Tech	1939-41
Campbell, Glenn [E], Emporia State	1935
Campbell, John [LB], Minnesota	1965-69
Campbell, Leon [B], Arkansas	1955
Campbell, Ray [LB], Marquette	1958-60
Campbell, Russ [TE], Kansas State	1992
Campbell, Scott [QB], Purdue	1984-86
Canale, Rocco [G], Boston College	1943*
Capers, Wayne [WR], Kansas	1983-84
Capp, Dick [E], Boston College	1968
Cara, Dom [E], N. Carolina State	1937-38
Cardwell, Joe [T], Duke	1937-38
Carpenter, Preston [E], Arkansas	1960-63
Carr, Gregg [LB], Auburn	1985-88
Carter, Rodney [RB], Purdue	1987-89
Cash, Keith [TE], Texas	1991
Casper, Charles [QB], TCU	1935
Catano, Mark [DE/DT], Valdosta State	1984-85
Cenci, John [C], Pitt	1956
Chamberlain, Garth [G], Brig. Young	1945
Chandnois, Lynn [B], Mich. State	1950-56
Cheatham, Ernest [T], Loyola	1954
Cherry, Edgar [B], Hardin-Simmons	1939
Cherundolo, Chuck [C], Penn State	1941-42, 45-48
Christy, Dick [B], N. Carolina State	1958
Cibulas, Joe [T], Duquesne	1945
Ciccone, Ben [C], Duquesne	1934-35
Cichowski, Gene [B], Indiana	1957
Cifelli, Gus [T], Notre Dame	1954

ALL-TIME ASSISTANT COACHES

April, Bobby	1994-95	Lewis, Art	1960-61
Bach, Joe	1935-36	Lewis, Marvin	1992-95
Ball, Herman	1955	Lewis, Tim	1995
Blackledge, Ron	1982-91	McGraw, Thurman	1958-61
Brazil, Dave	1989-91	McLaughlin, Leon	1966-68
Bridgers, John	1969	McPeak, Bill	1956-58
Butler, Jack	1961-63	Meyers, Bill	1984
Capers, Dom	1992-94	Michelosen, John	1946-47
Carson, Bud	1972-77	Mitchell, John	1994-95
Cherundolo, Charles	1948-57, 61	Moore, Tom	1977-89
Coley, Max	1969-71	McNally, Johnny "Blood"	1936
Craft, Russ	1956	Neale, Greasy	*1943
Davis, Robert	1951	Nixon, Mike	1961-65
DePasqua, Carl	1968	Ormiston, Ken	1948-50
DiMancheff, Boris	1958-59	Painter, Dwain	1988-91
Dorais, Gus	1952	Parilli, Babe	1971-73
Doran, Jim	1964-65	Patrick, Frank	1948
Dotsch, Rollie	1978-81	Perles, George	1972-81
Dudley, Bill	1956	Perry, Lowell	1957
Dungy, Tony	1981-88	Plasman, Dick	1958-61
Erhardt, Ron	1992-95	Radakovich, Dan	1971, 74-77
Evans, Walt	1982-88	Ramsey, Buster	1962-64
Fletcher, Tom	1966-68	Reese, Cad	1934-36
Fitzgerald, Dennis	1982-88	Riecke, Lou	1970-79
Fox, John	1989-91	Ronzani, Gene	1954
Fry, Bob	1969-73	Rooker, Harvey	1948
Furness, Steve	1992-93	Rooney, JP	1934-35
Gailey, Chan	1994-95	Rust, Rod	1989
Gilmer, Harry	1957-60	Skladany, Joseph	1947
Greene, Joe	1987-91	Skorich, Nick	1955-57
Guy, John	1992-93	Snyder, Bob	1955
Hackett, Walter	1969-70	Sortet, Wilbur	1940
Handler, Phil	*1944	Souchak, Frank	1946
Harrison, Bob	1992-93	Spezzaferro, John	1976
Hefferle, Ernie	1965	Stautner, Ernie	1963-64
Heinrich, Don	1966-68	Stephenson, Kent	1992-95
Henry, Jack	1990-91	Stewart, George	1989-91
Hoak, Dick	1972-95	Stille, Ken	1959-63
Hodgson, Pat	1992-95	Sumner, Charley	1969-72
Hughes, Jed	1984-88	Taylor, Hugh	1966-68
Hunter, Hal	1985-88	Taylor, Lionel	1970-76
Jones, Edgar	1953	Torgeson, LaVerne	1962-68
Keane, Tom	1965	Uram, Paul	1972-81
Kiesling, Walt	*1938-39, 41, 49-54, 57-61	Valesente, Bob	1990-91
Kolb, Jon	1982-91	Walls, Will	1962-63
Kuharich, Joe	1946	Walker, Dick	1978-81
Layne, Bobby	1964-65	Walton, Frank	1947
LeBeau, Dick	1992-95	Walton, Joe	1990-91
Leonard, Jim	1942	Widenhofer, Woody	1973-83
		Wray, Lud	1945

*Kiesling and Neale were co-head coaches of Phil-Pitt in 1943

Kiesling and Handler were co-head coaches of Card-Pitt in 1944

Cifers, Bob [QB], Tennessee	1947-48
Clack, Jim [C/G], Wake Forest	1971-77
Clark, Jim [B], Pitt	1933-34
Clark, Mike [K], Texas A & M	1964-67
Clark, Reggie [LB], North Carolina	1994
Clark, Spark [RB], Akron	1987
Clayton, Harvey [CB], Florida State	1983-86
Clement, Henry [E], North Carolina	1961
Clement, John [B], SMU	1946-48*
Cline, Jackie [DE], Alabama	1987
Clinkscales, Joey [WR], Tennessee	1987-88
Cobb, Marvin [DB], Southern Cal	1980
Cole, Robin [LB], New Mexico	1977-87
Cole, Terry [B], Indiana	1970
Collier, Mike [RB], Morgan State	1975
Collier, Reggie [QB], So. Mississippi	1987
Colquitt, Craig [P], Tennessee	1978-81, 83-84
Compagno, Tony [B], St. Mary's of Calif.	1946-48
Compton, Dick [E], McMurry	1967-68
Condit, Merlyn [B], Carnegie Tech	1940, 46
Conn, Dick [DB], Georgia	1974
Connelly, Mike [C], Utah State	1968
Conti, Enio [G], Bucknell	1943*
Cooner, Joe [T], Austin	1941, 45-46
Cooper, Adrian [TE], Oklahoma	1991-93
Cooper, Sam [T], Geneva	1933
Cordileone, Lou [G], Clemson	1962-63
Corley, Anthony [RB], Nevada-Reno	1984
Coronado, Bob [E], Pacific	1961
Colton, Russell [B], Texas Mines	1942
Courson, Steve [G], South Carolina	1978-83
Cousino, Brad [LB], Miami (O.)	1977
Craft, Russ [B], Alabama	1954
Cregar, William [G], Holy Cross	1947-48
Crennel, Carl [LB], W. Va.	1970
Critchfield, Larry [G], Grove City	1933
Croft, Winfield [G], Utah	1936
Cropper, Marshall [E], Maryland	1967-69
Cunningham, Bennie [TE], Clemson	1976-85
Curran, Don [E], Boston College	1944**
Curry, Roy [B], Jackson State	1963
Cuthbert, Randy [RB], Duke	1993-94

D

Daigle, Anthony [RB], Fresno State	1994
Dailey, Ted [E], Pitt	1933
Daniel, Willie [B], Miss. State	1961-66
Davenport, Charles [WR], N. C. State	1992-94
Davidson, Bill [B], Temple	1937-39
Davidson, Kenny [DE], Louisiana State	1990-93
Davis, Art [B], Mississippi State	1956
Davis, Charlie [DT], TCU	1974
Davis, Dave [WR], Tennessee State	1973
Davis, Henry [LB], Grambling	1970-73
Davis, Lorenzo [WR], Youngstown State	1990
Davis, Paul [QB], Otterbein	1947-48
Davis, Robert [E], Penn State	1946-50
Davis, Russell [RB], Michigan	1980-83
Davis, Sam [G], Allen	1967-79
Davis, Steve [RB], Delaware State	1972-74
Dawkins, Tommy [DE], Appalachian State	1987
Dawson, Dermont [G/C], Kentucky	1968-95
Dawson, Len [QB], Purdue	1957-59
DeCarbo, Nick [G], Duquesne	1933
DeCarlo, Art [B], Georgia	1953
Deloplane, Jack [RB], Salem (W.Va.)	1976-79
Dernko, George [T], Appalachian St.	1961
Dempsey, John [T], Bucknell	1934
DePascal, Carmine [E], Wichita	1945
DePaul, Henry [G], Duquesne	1945
Derby, Dean [B], Washington	1957-61
Dess, Darrell [G], N. Carolina State	1958
Dial, Buddy [E], Rice	1959-63
Dickey, Charlie [G], Arizona	1987
Dicus, Chuck [WR], Arkansas	1973
Didio, Mark [WR], Connecticut	1992
Dirden, Johnnie [WR], Sam Houston St.	1981
Dockery, John [DB], Harvard	1972-73
Dodril, Dale [G], Colorado A & M	1951-59
Dodson, Les [B], Mississippi	1941
Doehring, John [B]	1935
Dolly, Dick [E], West Virginia	1941-45
Doloway, Cliff [E], Carnegie Tech	1935
Donelli, Allan [B], Duquesne	1941-42
Donnelly, Rick [C-G], North Carolina	1982-83
Dornbrook, Thom [G-C], Kentucky	1979
Douds, Forrest [T], W & J	1933-35
Dougherty, Bob [LB], Kentucky	1958
Douglas, Bob [B], Kansas State	1938
Doyle, Dick [B], Ohio State	1955
Doyle, Ted [T], Nebraska	1938-42, 43*, 44**
Drulis, Al [B], Temple	1947
Druschel, Rick [G-OT], No. Car. St.	1974

Dudley, Bill [B], Virginia	1942, 45-46
Dugan, Len [C], Wichita	1939
Duggan, Gil [T], Oklahoma	1944**
Duhart, Paul [B], Florida	1945
Dunaway, Craig [TE], Michigan	1983
Dungy, Tony [DB], Minnesota	1977-78
Dunn, Gary [OT-NT], Miami (Fla.)	1977-87
Dutton, Bill [B], Pitt	1946

E

Eaton, Vic [QB], Missouri	1955
Echols, Terry [LB], Marshall	1984
Edwards, Dave [S], Illinois	1985-87
Edwards, Glen [DB], Florida A & M	1971-77
Elder, Donnie [CB], Memphis State	1986
Elliot, Jim [K], Presbyterian	1967
Ellstrom, Marv [B], Oklahoma	1935
Elter, Leo [B], Duq. and Villa	1953-54, 58-59
Engelbreiten, Paul [G], Northwestern	1933
Engles, Rick [P], Tulsa	1977
Erenberg, Rich [RB], Colgate	1984-86
Evans, Donald [DE], Kentucky	1990-93
Evans, Jon [E], Oklahoma A & M	1958
Evans, Ray [QB], Kansas	1948
Everett, Thomas [FS], Baylor	1987-91

F

Farrar, Venice [B], N. Carolina State	1938-39
Farell, Ed [B], Muhlenberg	1938
Farrah, Shipley [GB], Iowa	1938
Faumui, Taase [DL], Hawaii	1994-95
Fehrer, Nick [G], Georgia	1955
Feniello, Garry [G], Wake Forest	1947
Ferguson, Bob [B], Ohio State	1962-63
Ferry, Lou [T], Villanova	1952-55
Fife, Ralph [C], Pitt	1946
Figures, Deon [CB], Colorado	1993-95
Fike, Dan [OL], Florida	1993
Filchock, Frank [QB], Indiana	1938
Finks, Jim [QB], Tulsa	1949-55
Finn, Mike [OT], Ark.-Pine Bluff	1993
Fisher, Doug [LB], San Diego State	1969-70
Fisher, Everett [B], Santa Clara	1940
Fisher, Ray [T], Eastern Illinois	1959
Fiske, Max [B], DePaul	1936-39
Flanagan, Dick [G], Ohio State	1953-55
Flowers, Lethon [DB], Georgia Tech	1995
Foggie, Fred [CB], Minnesota	1994
Folkins, Lee [E], Washington	1965
Foltz, Vernon [C], St. Vincent	1945
Ford, Darryl [LB], New Mexico State	1992
Ford, Henry [B], Pitt	1956
Ford, Moses [WR], Fayetteville State	1987
Foruria, John [B], Idaho	1967-68
Foster, Barry [RB], Arkansas	1990-94
Fournet, Sid [G], LSU	1957
Francis, Sam [B], Nebraska	1939
Frank, Joe [T], Georgetown	1943*
Freeman, Lorenzo [NT/DT], Pitt	1987-90
French, Ernest [S], Alabama A&M	1982
Friketich, Len [T], Penn State	1945
Fugler, Dick [T], Tulane	1952
Fuller, Randy [DB], Tennessee State	1995
Fullerton, Ed [B], Maryland	1953
Fuqua, John [B], Morgan State	1970-76
Futness, Steve [DT], Rhode Island	1972-80

G

Gage, Bob [B], Clemson	1949-50
Gagner, Larry [G], Florida	1966-69
Gammion, Kendall [OL], Pittsburg State	1992-95
Gaona, Bob [T], Wake Forest	1953-56
Garnaas, Wilford [B], Minnesota	1946-48
Garrett, Reggie [WR], Eastern Michigan	1974-75
Garrity, Gregg [WR], Penn State	1983
Gary, Keith [DE], Oklahoma	1983-88
Gasparella, Joe [QB], Notre Dame	1948, 50-51
Gauer, Charles [E], Colgate	1943*
Gentry, Byron [G], Southern Cal.	1937-39
Gerela, Roy [PK], New Mexico State	1971-78
Geri, Joe [B], Georgia	1949-51
Gibson, Oliver [DT], Notre Dame	1995
Gildea, John [QB], St. Bonaventure	1935-37
Gildon, Jason [LB], Oklahoma State	1994-95
Gillespie, Scoop [RB], William Jewell	1984
Gilliam, Joe [QB], Tennessee State	1972-1975
Girard, Earl [B], Wisconsin	1957
Glamp, Joe [B], LSU	1947-49
Glass, Glenn [B], Tennessee	1962-63
Glass, Park [C], Westminster	1947
Glatz, Fred [E], Pitt	1956
Glick, Gary [B], Colorado A & M	1956-59
Goff, Clark [T], Florida	1940
Goldsmith, Bill [C], Emporia Tchrs	1947
Gonda, George [B], Duquesne	1942

Ben [B], Pitt	1943*	Maras, Joe [C], Duquesne	1938-40
il, Ed [B], Wake Forest	1952-54	Marchi, Basilio [C], NYU	1934
stein, Earl [T], Pacific	1946	Marchitroda, Ted [QB],	
Dick [T], Iowa	1961	St. Bonaventure & Detroit	1953, 55-56
b, John [E], Washington State	1940	Marion, Jerry [B], Wyoming	1967
, Darryl [LB], UNLV	1987	Marker, Henry [B], W. Virginia	1934
s, Bob [LB], Arizona State	1981-85	Markland, Jeff [TE], Illinois	1988
Jon [OT], Oklahoma State	1969-81	Marotti, Lou [G], Toledo	1944**
erg, Elmer [E], Oregon State	1941	Martha, Paul [B], Pitt	1964-69
dziejski, Chris [TE], Wyoming	1984	Martin, John [B], Oklahoma	1944
Irla, John [T], St. Vincent	1945	Martin, Vernon [B], Texas	1942, 44**
is, Ken [T], Louisville	1965-68	Masters, Bob [B], Baylor	1939, 43*
novich, Bronco [C], Penn State	1947	Masters, Walt [B], Penn	1944**
lap, Jules [B], Georgetown	1945	Mastrangelo, John [G], Notre Dame	1947-48
a, Dick [TE], Wagner	1968	Matesic, Ed [B], Pitt	1936
er, Martin [B], Centre	1933	Matesic, Joe [T], Arizona State	1954
ky, Joe [G], Wisconsin	1935	Mathews, Ray [B], Clemson	1951-59
ier, Bill [G], Oklahoma	1958	Mattoli, Fran [G], Pitt	1946
zek, Mike [QB], Boston College	1976-79	Matuszak, Marv [LB], Tulsa	1953, 55-56
a, Joe [OT], Purdue	1956-64	Maxson, Alvin [RB], So. Methodist	1977-78
io, Larry [RB], West Virginia	1958-60	May, Ray [LB], Southern Cal.	1967-69
asch, Roy [E], UCLA	1948	Mayhew, Hayden [G], Tex. Mines	1936-38
arnik, Cvionimir [G], Kansas	1934	Mays, Alvoid [CB], West Virginia	1995
L		Mazzanti, Jerry [E], Arkansas	1967
, Steve [B], Duke	1946-47	McAfee, Fred [RB], Mississippi	1994-95
osse, Dave [LB], Wake Forest	1977	McCabe, Richie [B], Pitt	1955, 1957-58
go, Pete [G], Maryland	1952, 54	McCaffray, Art [T], Pacific	1946
usky, Bill [G], Catholic U.	1936	McCall, Don [RB], Southern Cal.	1969
, Carnell [SS], UCLA	1989-95	McCarthy, John [B], St. Francis	1944**
as, Joe [G], Mount St. Mary's	1942	McClairan, Jack [E],	
bert, Frank [K], Mississippi	1965-66	Bethune-Cookman	1955-60
bert, Jack [LB], Kent State	1974-84	McClung, Willie [T], Flor. A & M	1955-57
z, Montgomery [C], Grove City	1933	McConnell, Dewey [E], Wyoming	1954
a, Chuck [C], Notre Dame	1988-89	McCullough, Hugh [B], Oklahoma	1939, 43*
se, Dan [T], Missouri	1964	McDade, Karl [C], Portland	1938
ann, Lou [E], Western Maryland	1938	McDonald, Ed [B], Duquesne	1936
e, Dick [LB], Syracuse	1958-59	McDonough, Coley [QB], Day	1939-41, 44**
er, John [B], Notre Dame	1954	McDonough, Paul [E], Utah	1938
, Ted [B], St. Joseph of Penna.	1943*	McFadden, Marv [G], Mich. St.	1953, 56
Hubbard [C], Sam Houston	1942, 45	McGee, Ben [E], Jackson State	1964-72
ence, Ben [G], Indiana (Pa.)	1987	McGovern, Rob [LB], Holy Cross	1991
e, Bobby [QB], Texas	1958-62	McGriff, Tyrone [G], Florida A & M	1980-82
Paul [T], Tulane	1951	McKyer, Tim [CB], Texas-Arlington	1994
y, Bob [QB], Emporia State	1971	McMakin, John [TE], Clemson	1972-74
y, Gerald [T], Colorado	1957	McNally, Johnny "Blood" [B],	
Bernard [B], Villanova	1938	St. John of Minnesota	1934, 37-39
Danzell [TE], Lamar	1987	McNamara, Ed [T], Holy Cross	1945
Greg [DB], Arkansas State	1988	McPeak, Bill [E], Pitt	1949-57
Herman [T], Florida A & M	1957	McWilliams, Tom [B], Miss St.	1950
John [B], Carnegie Tech	1939	Meadows, Ed [E], Duke	1955
idge, Dick [B], West Virginia	1966	Meeks, Bryant [C], S. Carolina	1947-48
ek, Ray [G], Notre Dame	1962-65	Mehelich, Chuck [E], Duquesne	1946-51
er, Tim [FB], Eastern Kentucky	1995	Meilinger, Steve [E], Kentucky	1961
nger, Jim [G], Purdue	1933	Merkovsky, Elmer [T], Pitt	1944**, 45-46
nti, Lou [G], Illinois	1951-52	Merrweather, Mike [LB], Pacific	1982-87
y, Jim [B]	1934-36	Messner, Max [LB], Cincinnati	1964-65
s, Frank [WR], Grambling	1971-77	Meyer, Dennis [DB], Arkansas State	1973
s, Joe [T], Compton Junior	1958-60	Meyer, Ron [QB], S. Dakota State	1966
ick, Dave [T], George Washington	1957	Michael, Bill [G], Ohio State	1957
, Mike [B], Notre Dame	1965-66	Michaels, Ed [G], Villanova	1943*
s, Louis [WR/KR], So. Mississippi	1984-91	Michaels, Lou [E], Kentucky	1961-63
comb, Gene [T]	1961-62	Michalik, Art [G], St. Ambrose	1955-56
a, David [LB], Florida	1981-92	Middleton, Kelvin [SS], Wichita State	1987
field, Carl [B], Wash. State	1939	Midler, Lou [G], Minnesota	1939
d, Greg [LB], Fort Valley State	1988-95	Miles, Eddie [LB], Minnesota	1990
ett, Charles [WR], Long Beach St.	1987-88	Miller, Jim [QB], Michigan State	1995
n, Charles [E], Northwestern	1964	Miller, Tom [E], Hampden Sydney	1943*
a, Bill [E], Oklahoma A & M	1949-50	Mills, Ernie [WR], Florida	1991-95
p, Terry [G], East Carolina	1984-91	Minarik, Henry [E], Michigan State	1951
necker, Ken [T], Lebanon Val.	1960	Miner, Tom [E], Tulsa	1958
ey, Don [E], TCU	1941-42	Mingo, Gene [K]	1969-70
John [C/G], North Texas State	1987	Minni, Frank [B], San Jose State	1949
, Duval [G], UCLA	1992-94	Minter, Michael [OT], North Texas St.	1987
her, Russ [B], Detroit	1945	Modzelewski, Dick [T], Maryland	1955
s, Jeff [OT], West Virginia	1987	Modzelewski, Ed [B], Maryland	1952
nte, John [B], W. Virginia	1945	Moegle, Dick [B], Rice	1960
a, Bob [B], Alabama	1959	Momsen, Tony [C], Michigan	1951
ag, Booth [K], Connecticut	1968	Moore, Bill [B], Loyola of New Orleans	1933
M		Moore, Red [G], Penn State	1947-49
k, Red [B], Notre Dame	1961-63, 65	Morales, Gonzales [B],	
k, Rico [LB], Appalachian State	1993	St. Mary's of California	1947-48
knides, Bill [QB], Nevada	1953	Morgan, Bob [B], New Mexico	1967-68
ac, Mike [G], Missouri	1965-66	Moriarty, Tom [S], Bowling Green	1980
ulick, George [B], St. Francis	1944**	Morrall, Earl [QB], Mich. State	1957-58
er, Francis [B], Toledo	1941	Morris, Byron "Bam" [RB], Texas Tech	1994-95
ovich, Joe [C], Duquesne	1935	Morris, John [B], Oregon	1960
ick, Francis [T]	1965	Morse, Steve [RB], Virginia	1985
ine, Mark [QB], Arizona State	1980-87	Moser, Rick [RB], Rhode Island	1978-79, 81-82
ich, Jim [TE], Michigan	1978	Mosher, Clure [C], Louisville	1942
sfield, Ray [C], Washington	1964-76	Mosley, Norm [B], Alabama	1948
ke, Edgar [E], Northwestern	1938	Moss, Paul [E], Purdue	1933
s, Bob [C], Baylor	1971	Motley, Marion [B], Nevada	1955
		Mott, Norm [B], Georgia	1934

Madarkey, Mike [TE], Florida	1989-91
Mulleneaux, Lee [C], Northern Arizona	1935-36
Mullins, Gerry [G/C], Southern Calif.	1971-79
Murley, Dick [C], Purdue	1956
Murray, Earl [C], Purdue	1952
Musulin, George [P],	1938

N

Nagler, Gern [E], Santa Clara	1959
Naiola, John [B], St. Francis	1942-45
Nardi, Dick [B], Ohio State	1939
Nelsen, Bill [QB], Southern Cal.	1963-67
Nelson, Darrell [TE], Memphis State	1984-85
Nelson, Edmund [NT/DE], Auburn	1982-87
Nery, Carl [G], Duquesne	1940-41
Newberry, Tom [G], Wisconsin-La Crosse	1995
Newsome, Harry [P], Wake Forest	1985-89
Nicolai, Armand [T/K], Duquesne	1934-42
Nicholas, Allen [B], Temple	1945
Nicholas, Bob [T], Stanford	1965
Nickel, Elbie [E], Cincinnati	1947-57
Nickerson, Hardy [LB], California	1987-92
Nicksich, George [G], St. Bonaventure	1950
Nisby, John [G], Pacific	1957-61
Nix, Kent [QB], TCU	1967-69
Nixon, Mike [B], Pitt	1935
Nobile, Leo [G], Penn State	1948-49
Nofsinger, Terry [QB], Utah	1961-64
Noppenberg, John [B], Miami	1940-41
Nosich, John [T], Duquesne	1938
Nutter, "Buzz" [C], VPI	1961-64
Nuzum, Jerry [B], New Mex. A & M	1948-51

O

O'Brien, Fran [T], Mich. State	1966-67
O'Brien, John [E], Florida	1954-56
O'Dell, Mel [B], Duquesne	1944** 45
Odum, Henry [RB], So. Carolina St.	1983
O'Donnell, Neil [QB], Maryland	1990-95
Oehler, John [C], Purdue	1933-34
Oelrich, John [B], St. Ambrose	1938
Oldham, Chris [CB], Oregon	1995
Oldham, Ray [DB], Middle Tennessee St.	1978
Olejniczak, Stan [T], Pitt	1935
Oliver, Clarence [DB], San Diego St.	1969-70
Olsavsky, Jerry [LB], Pittsburgh	1989-95
Olszewski, Al [E], Penn St. & Pitt	1945
O'Malley, Joe [E], Georgia	1955-56
O'Neil, Bob [G], Notre Dame	1956-57
Oniskey, Dick [G], Chattanooga	1955
Opfar, Dave [DE/NT], Penn State	1987
Orr, Jim [E], Georgia	1958-60
Ortmann, Chuck [QB], Michigan	1951
O'Shea, Terry [TE], California (Pa.)	1989-90
Oswald, Paul [C], Kansas	1987
Owens, Darrick [WR], Mississippi	1992

P

Palelei, Si'ulagi [G], Nevada-Las Vegas	1993
Palmer, Tom [T], Wake Forest	1953-54
Papach, George [B], Purdue	1948-49
Parker, Frank [DT], Oklahoma State	1968-69
Parrish, James [OL], Temple	1995
Paschell, Bill [B],	1940
Pascka, Gordon [G], Minnesota	1943
Pastin, Frank [G], Waynesburg	1942
Patrick, John [B], Penn State	1941, 45-46
Patterson, Bill [QB], Baylor	1940
Pavia, Ralph [G], Dayton	1947
Pavkov, Stonko [G], Idaho	1939-40
Peaks, Clarence [B], Mich. State	1964-65
Pearson, Barry [WR], Northwestern	1972-73
Pearson, Preston [B], Illinois	1970-74
Pegram, Erric [RB], North Texas State	1995
Pense, Leon [QB], Arkansas	1945
Perko, John [G], Duq.	1937-40, 44** 45-47
Perry, Darren [FS], Penn State	1992-95
Perry, Lowell [B], Michigan	1956
Petchei, John [QB], Duquesne	1945
Petersen, Ted [OT/C], E. Illinois	1977-83, 87
Petrella, John [B], Penn State	1945
Piatukas, George [E], Duquesne	1938-41
Pierre, John [E], Pitt	1945
Pilfath, Roger [T], Wisconsin	1966
Pine, Ed [LB], Utah	1965
Pinney, Ray [OT/G/C], Washington	1976-78, 80-82, 85-87
Pirro, Rocco [G], Catholic U.	1940-41
Pittman, Mel [C], Hardin-Simmons	1935
Pokorny, Frank [WR], Youngstown St.	1985
Pollard, Frank [RB], Baylor	1980-88
Popovich, John [B], St. Vincent	1944** 45
Postus, Al [B], Villanova	1945
Potlios, Myron [LB], Notre Dame	1961-65
Potts, Bill [B], Villanova	1934

Pough, Ernest [WR], Texas Southern	1976-77
Powell, Tim [E], Northwestern	1966
Powers, John [E], Notre Dame	1962-66
Prialto, Bill [LB], Pitt	1957
Putzier, Rollin [DT], Oregon	1988

Q

Quatse, Jesse [T], Pitt	1933-34
Quick, Jerry [OT/G], Wichita State	1987

R

Raborn, Carroll [C], SMU	1936-37
Rado, Alex [B], New River State	1934-35
Rado, George [G], Duquesne	1935-37
Radosevich, George [C], Pitt	1953
Ragunas, Vince [B], VMI	1949
Rajkovich, Pete [B], Detroit	1934
Randour, Hub, Pitt	1935
Rankin, Walt [B], Texas Tech	1944**
Rasby, Walter [TE], Wake Forest	1994
Raskowski, Leo [T], Ohio State	1933
Rasmussen, Randy [C-G], Minnesota	1984-86
Raydti, Eric [LB], Penn State	1994-95
Reavis, Dave [DT], Arkansas	1974-75
Rechichar, Bert [B], Tennessee	1960
Recutt, Ray [E], VMI	1943*
Reeder, Dan [RB], Delaware	1986, 87
Reese, Jerry [DE], Kentucky	1988
Reger, John [LB], Pitt	1955-63
Renfro, Will [G], Memphis State	1960
Repko, Joe [T], Boston College	1946-47
Reutershan, Randy [DB], Pitt	1978
Reynolds, Billy [B], Pitt	1958
Reynolds, Jim [B], Oklahoma A & M	1946
Rhodes, Don [T], W & J	1933
Ribble, Loran [G], Hardin-Simmons	1934-35
Richards, Perry [E], Detroit	1957
Richardson, Huey [LB/DE], Florida	1991
Richmond, Rock [DB], Oregon	1987
Ricketts, Tom [OT], Pittsburgh	1989-91
Rienstra, John [B], Temple	1986-90
Riffle, Dick [B], Albright	1941-42
Riley, Avon [LB], UCLA	1987
Riley, Cameron [DB], Missouri	1987
Rivera, Gabe [DT], Texas Tech	1983
Rizzo, Tony, Duquesne	1938
Roberts, John [B], Georgia	1934
Robinson, Ed [LB], Florida	1994
Robinson, Gil [E], Catawba	1933
Robinson, Jack [T], N.E. Mo. St.	1938
Robnett, Marshall [C], Texas A & M	1944**
Rodak, Mike [B], Western Reserve	1942
Rodgers, John [TE], La. Tech.	1982-84
Rogel, Fran [B], Penn State	1950-57
Rogers, Cullen [B], Texas A & M	1946
Rorison, Jim [T], Southern Cal.	1938
Rosepink, Marty [G], Pitt	1947
Rostlosky, Pete [OT], Connecticut	1984-86
Rowley, Bob [LB], Virginia	1963
Rowser, John [DB], Michigan	1970-73
Royals, Mark [P], Appalachian State	1992-94
Rozelle, Aubrey [LB], Delta State	1957
Rucinski, Ed [E], Indiana	1944**
Ruff, Guy [LB], Syracuse	1982
Rupla, Ernie [T], Arkansas	1968-69
Russell, Andy [LB], Missouri	1963, 1966-76
Ryan, Ed [E], St. Mary's (Cal.)	1948

S

Sader, Steve [B]	1943*
Salata, Paul [E], Southern California	1950-51
Sample, John [B], Maryland St.	1961-62
Samuel, Don [B], Oregon State	1949-50
Samuelson, Carl [T], Nebraska	1948-51
Sanchez, Lupe [CB/KR], UCLA	1986-88
Sandberg, Sigurd [T], Iowa Wes.	1935-37
Sandefur, Wayne [B], Purdue	1936-37
Sanders, Chuck [RB], Slippery Rock	1986-87
Sanders, John [G], SMU	1940-42
Sandig, Curt [B], St. Mary of Tex.	1942
Sandusky, Mike [G], Maryland	1957-65
Sapp, Theron [B], Georgia	1963-65
Saul, Bill [LB], Penn State	1964, 66-68
Saumer, Sylvester [B], St. Olaf	1934
Scates, Charles [B], Indiana	1960-61
Scarpath, Jack [QB], Maryland	1956
Scates, Charles [B], Indiana	1960-61
Scherer, Bernard [E], Nebraska	1939
Schiechl, John [C], Santa Clara	1941-42
Schmidt, John [C], Carnegie Tech	1940
Schmitz, Bob [LB], Montana St.	1961-66
Schnelker, Bob [E], Bowling Green	1961
Schuelke, Karl [B], Wisconsin	1939
Schultz, Eberle [G], Oregon St.	1941-42
Schwartz, Elmer [B], Wash. St.	1933

Schweder, John (G), Penn	1951-55	Stone, Dwight (WR/RS/PA), Middle Tennessee State	
Scolnik, Glenn (WR), Indiana	1973	Stoudt, Cliff (QB), Youngstown St.	1971-80
Scot, Wilbert (LB), Indiana	1961	Stough, Glen (T), Duke	1945
Scudero, Joe (B), San Francisco	1960	Stowe, Tyrone (LB), Rutgers	1987-90
Seabaugh, Todd (LB), San Diego St.	1984	Strand, Eli (G), Iowa State Coll.	1966
Seabright, Charles (QB), W. Virginia	1946-50	Strom, Rick (QB), Georgia Tech	1989-93
Seals, Ray (DE), none	1994-95	Strugar, George (T), Washington	1962
Searcy, Leon (OT), Miami (Fla.)	1992-95	Strutt, Art (B), Duquesne	1935-36
Sears, Vic (T), Oregon State	1943*	Stryzinski, Dan (P), Indiana	1990-91
Sebastian, Mike (B), Pitt	1935	Strzelczyk, Justin (OT), Maine	1990-95
Seitz, Warren (TE), Missouri	1986	Stule, Ernie (B)	
Semes, Bernard (B), Duquesne	1944**	Suhay, Steve (G), Penn State	1948-49
Seward, Dean (B)		Sulima, George (E), Boston U.	1952-54
Sexton, Brent (DB), Elon	1977	Sullivan, Frank (C), Loyola (New Or.)	1940
Shaffer, George (B), W & J	1933	Sullivan, Robert (B), Holy Cross Iowa	1947
Shanklin, Ron (WR), N. Tex. St.	1970-74	Sutherin, Don (B), Ohio State	1959-60
Sharp, Rick (T), Washington	1970-71	Sutton, Ricky (DL), Auburn	1993
Sheffield, Chris (CB), Albany State	1985-87	Swain, John (CB), Miami (Fla.)	1985-86
Shell, Donnie (SS), So. Carolina St.	1974-87	Swann, Lynn (WR), Southern Cal.	1974-82
Shelton, Richard (CB), Liberty	1990-93	Sweeney, Calvin (WR), Southern Cal.	1980-87
Shepard, Charles (B), N. Tex. St.	1956	Sydnor, Willie (WR/KR), Syracuse	1982
Sheriff, Stan (LB), Cal. Polytech	1954	Szol, Walter (T), Bucknell	1949-50
Sherman, Alex (QB), Brooklyn	1943*		
Sherman, Bob (B), Iowa	1964-65	T	
Shields, Burrell (B), John Carroll	1954		
Shiner, Dick (QB), Maryland	1968-69	Tanguay, Jim (B), NYU	1933
Shipkey, Jerry (B), UCLA	1948-52	Tarasovic, George (E), LSU	1952-53, 56-63
Shorter, Jim (B), Detroit	1969	Tatum, Jesse (E), N. Carolina State	1938
Shugarts, Bret (DE), Indiana (Pa.)	1987	Taylor, Jim (LB), Baylor	1956
Shurtz, Hubert (T), LSU	1948	Taylor, Mike (T), Southern Cal.	1968-69
Shy, Don (B), San Diego St.	1967-68	Tepe, Lou (C), Duke	1953-55
Simerson, John (T), Purdue	1958	Terry, Nat (CB), Florida State	1978
Simien, Tracy (LB), Texas Christian	1989	Tesser, Ray (E), Carnegie Tech	1933-34
Simington, Milt (B), Arkansas	1942	Thigpen, Yancey (WR), Winston-Salem State	1992-95
Simmons, Jerry (WR), Bethune-Cookman	1965-66	Thomas, Ben (DE/DT), Auburn	1988
Simms, Bob (E), Rutgers	1962	Thomas, Clendon (B), Oklahoma	1962-68
Simpson, Jack (B), Florida	1961-62	Thomas, J.T. (CB/S), Florida St.	1973-77, 79-81
Simpson, Tim (G/C), Illinois	1994	Thompson, Clarence (B), Minnesota	1937-38
Sims, Darryl (DE), Wisconsin	1985-86	Thompson, Leroy (RB), Penn State	1991-93
Sinkovitz, Frank (C), Duke	1947-52	Thompson, Tommy (QB), Tulsa	1940
Sirochman, George (G), Duquesne	1942	Thompson, Weegie (WR), Florida St.	1984-89
Sites, Vince (E), Pitt	1936-37	Thornton, Sidney (RB), Northwestern La.	1977-82
Skansi, Paul (WR), Washington	1983	Thurbon, Bob (B), Pitt	1943*-44**
Skladany, Joe (E), Pitt	1934	Tiller, Morgan (E), Denver	1945
Skorich, Nick (G), Cincinnati	1946-48	Tinsley, Sid (B), Clemson	1945
Skoronski, Ed (E), Purdue	1935-36	Titus, George (C), Holy Cross	1946
Skulos, Mike (G), W & J	1938	Titus, Silas (E), Holy Cross	1945
Slater, Walt (B), Tennessee	1947	Toews, Loren (LB), California	1973-83
Small, Fred (LB), Washington	1985	Tomasetti, Lou (B), Bucknell	1939-40
Smith, Ben (E), Alabama	1934-35	Tomasic, Andy (B), Temple	1942-46
Smith, Billy Ray (T), Arkansas	1958-60	Tomiczak, Mike (QB), Ohio State	1993-95
Smith, Bob (B), N. Texas State	1966	Tomlinson, Dick (G), Kansas	1950-51
Smith, Dave (WR), Indiana (Pa.)	1970-72	Tommerson, Clarence (B), Wisconsin	1938-39
Smith, Jim (WR), Michigan	1977-82	Tosi, John (B), Niagara	1939
Smith, Kevin (S), Rhode Island	1991	Tracy, Tom (B), Tennessee	1958-63
Smith, Laverne (RB), Kansas	1977	Trout, Dave (PK), Pitt	1981, 87
Smith, Ron (QB), Richmond	1966	Tsoutsouvas, Lou (C), Stanford	1938
Smith, Steve (E), Michigan	1966	Tuggle, Anthony (CB/S), Nicholls St.	1985, 87
Smith, Stu (QB), Bucknell	1937-38	Turk, Dan (C), Wisconsin	1985-86
Smith, Truett (QB), Wyoming & Mississippi St.	1950-51	Turley, John (QB), Ohio Wesleyan	1935-36
Smith, Warren (T), Kansas Wes.	1948	Tyrell, Tim (RB), Northern Illinois	1989
Snell, Ray (OT), Wisconsin	1984-85		
Snyder, Bill (G), Ohio U.	1934-35	V	
Sodaski, John (DB), Villanova	1970		
Soleau, Bob (LB), Wm. & Mary	1954	Valentine, Zack (LB), East Carolina	1979-81
Solomon, Ariel (G/OT), Colorado	1991-95	Van Dyke, Bruce (G), Missouri	1967-73
Somers, George (T), LaSalle	1941-42	Varrichione, Frank (T), Notre Dame	1955-60
Sorce, Ross (T), Georgetown	1945	Vaughan, John (QB), Ind. St. (Pa.)	1933-34
Sortet, Wilbur (E), West Virginia	1933-40	Veals, Elton (RB), Tulane	1984
Souchak, Frank (E), Pitt	1939	Veasey, Craig (DL), Houston	1990-91
Spencer, Todd (RB), So. Cal.	1984-85	Vidoni, Vic (E), Duquesne	1935-36
Spinks, Jack (G), Alcorn A & M	1952	Vincent, Shawn (CB), Akron	1991
Spizak, Charley (QB), Carn. Tech	1938	Voss, Lloyd (T), Nebraska	1966-71
Staggers, Jon (WR), Missouri	1970-71		
Stai, Brenden (G), Nebraska	1995	W	
Stallworth, John (WR), Alabama A&M	1974-87		
Stanton, John (B), N. Car. St.	1961	Wade, Bob (DB), Morgan State	1968
Stark, Rohn (P), Florida State	1995	Wade, Tom (QB), Texas	1964-65
Starret, Ben (B), St. Mary's of Cal.	1941	Wager, Clint (E), St. Mary's Minn.	1944**
Station, Larry (LB), Iowa	1986	Wagner, Mike (S), Western Illinois	1971-80
Stautner, Ernie (T), Bost. Col.	1950-63	Walden, Bob (P), Georgia	1968-77
Steed, Joel (NT), Colorado	1992-95	Walker, Sammy (CB), Texas Tech	1991-92
Steele, Ernie (B), Washington	1943*	Wallace, Ray (RB), Purdue	1989
Stehouwer, Ron (B), Colorado State	1960-64	Walsh, Bill (C), Notre Dame	1949-55
Stenger, Brian (LB), Notre Dame	1969-72	Warren, Buist (B), Tennessee	1945
Stenn, Paul (T), Villanova	1947	Warren, Xavier (DE/DT), Tulsa	1987
Steward, Denn (B), Ursinus	1943*	Washington, Anthony (CB), Fresno State	1981-82
Stewart, Kordell (QB/WR), Colorado	1995	Washington, Clarence (DT), Arkansas AM & N	1969-70
Stock, John (E), Pitt	1956	Washington, Robert (OT), Alcorn State	1987
Stock, Mark (WR), Virginia Military	1989	Washington, Sam (CB), Miss. Val. St.	1982-85
Stofko, Ed (B), St. Francis	1945	Watkins, Tom (B), Iowa State	1968
		Watson, Allen (K), Newport (Wales)	1970
		Watson, Sid (B), Northwestern	1955-57

Webster, Elnardo (LB), Rutgers	1992	Williamson, Fred (B), Northwestern	1960
Webster, George (LB), Michigan State	1972-73	Willis, Keith (DE), Northeastern	1982-87, 89-91
Webster, Mike (C), Wisconsin	1974-88	Wilson, Bill (E), Gonzaga	1938
Weed, Thurlow (K), Ohio State	1955	Wilson, Frank (TE), Rice	1982
Weinberg, Henry (G), Duquesne	1934	Winfrey, Carl (LB), Wisconsin	1972
Weinstock, Izzy (B), Pitt	1937-38	Wingle, Blake (G), UCLA	1983-85
Weisenbaugh, Henry (B), Pitt	1935	Winston, Dennis (LB), Arkansas	1977-81, 85-86
Wells, Billy (B), Mich. State	1957	Withcombe, Mike (C), Fresno State	1991
Wendlick, Joe (E), Oregon State	1941	Wolf, Jim (DE), Prairie View	1974
Wenzel, Ralph (E), Tulane	1942	Woffley, Craig (G/OT), Syracuse	1980-89
Wenzel, Ralph (G), San Diego St.	1966-70	Womack, Joe (B), Los Angeles St.	1962
Westfall, Ed (B), Ohio Wesleyan	1933	Woodard, Ken (LB), Tuskegee Institute	1987
Wetzel, Damon (B), Ohio State	1935	Woodley, David (QB), Louisiana St.	1984-85
Wheeler, Ernie (B), N. Dakota State	1939	Woodruff, Dwayne (CB), Louisville	1979-85, 87-90
Whelan, Tom (B), Catholic U.	1933	Woods, Rick (S/CB), Boise State	1982-86
White, Byron (B), Colorado	1938	Woodson, Marv (B), Indiana	1964-69
White, Dwight (DE), East Texas State	1971-80	Woodson, Rod (DB/KR), Purdue	1987-95
White, Paul (B), Michigan	1947	Worley, Tim (RB), Georgia	1989-91, 93
Wiehl, Joe (T), Duquesne	1935	Woudenberg, John (T), Denver	1940-42
Wilburn, J. R. (WR), S. Carolina	1966-70	Wren, Lowe (B), Missouri	1960
Wilcots, Solomon (S), Colorado	1992	Wukits, Al (C), Duquesne	1943*-44*-45
Wiley, Jack (T), Waynesburg	1946-50	Wydo, Frank (T), Cornell	1947-51
Wilkerson, Eric (RB/WR), Kent State	1989		
Williams, Albert (LB), UTEP	1987		
Williams, Dave (WR), Washington	1973		
Williams, Don (G), Texas	1941		
Williams, Eric (S), N.C. State	1983-86		
Williams, Erwin (WR), Maryland St.	1969		
Williams, Gerald (NT/DE), Auburn	1986-94		
Williams, Jerrol (LB), Purdue	1989-92		
Williams, Joe (LB), Grambling	1987		
Williams, Joe (B), Ohio State	1939		
Williams, John L. (FB), Florida	1994-95		
Williams, Ray (CB), Rhode Island	1987		
Williams, Robert (S), Eastern Illinois	1984		
Williams, Sidney (LB), Southern	1969		
Williams, Warren (RB), Miami (Fla.)	1988-92		
Williams, Willie (CB), Western Carolina	1993-95		

Y

Young, Al (WR), South Carolina St.	1971-72
Young, Dick (B), Chattanooga	1957
Young, Theo (TE), Arkansas	1987
Younger, Paul (B), Grambling	1958
Yurchey, John (B), Duquesne	1940

Z

Zaninelli, Silvio (B), Duquesne	1934-37
Zgonina, Jeff (DL), Purdue	1993-94
Zimmerman, Leroy (QB), San Jose St.	1943*
Zombek, Joe (E), Pitt	1954
Zopetti, Frank (B), Duquesne	1941
*Steelers combined with Philadelphia Eagles	
**Steelers combined with Chicago Cardinals	

TABLE OF CONTENTS FOR BOXES

STEELERS ATTENDANCE


Attendance at Three Rivers	6
Top 10 Crowds at Three Rivers Stadium	6
Steelers vs. NFL at Three Rivers Stadium	85
Colorado Connection	80
Cowher/Donahoe Drafts	88
Steelers Drafted in Late Rounds	56
Future Super Sites	37
Steelers Hotels in 1995	46
Important Dates	26
Instant Replay Reviewed	156
Top NFL Home Field Record	23
Steelers Most Valuable Players	114
Steelers Veterans Who Were Not Drafted	33
Postseason 100-Yard Rushers	117
Pro Bowl Players	92
Pronunciation Guide	68
Active Players in Pro Bowl	70
NFL Playoff Seasons since 1970	133
NFL Terminology	60
Offense & Defense Rankings since 1970	141
1995 Results and Standings	97

RESULTS

Steelers Biggest Wins/Worst Losses at TRS	136
Steelers Biggest Wins/Worst Losses	136
Results by Decade, Steelers	5
Steelers Finish 1970-1995	163
Steelers/Opponent High Scores	136
Steelers at Three Rivers Stadium by Month	25
Steelers at Three Rivers Stadium by Year	141
Steelers vs. AFC Central	129
Steelers vs. NFC	131
Steelers since Realignment	135
Steelers Rookie of the Year Recipients	90
Steelers Regular-Season Streaks	156
Steelers with 200-Yard Rusher	134
Top Single-Game Touchdown Scorers	59
Training Camp Roster	93-95
Training Camp Depth Chart	96

NOTES

GO
Long
GO
Steelers



Pontiac just put on its game face.



THE ALL NEW 1997 PONTIAC GRAND PRIX

If you want to see true performance, then look no further than the all-new 1997 Pontiac Grand Prix. Grand Prix has all the muscle and sizzle of a true driver's car, with an award-winning 3.8 liter 3800 Series II V6 engine and a host of standard features you're sure to love. And, from bumper to bumper, Grand Prix is loaded with safety and security features you don't want to be without. Let the new '97 Grand Prix add some excitement to your life today!



GREATER PITTSBURGH PONTIAC DEALERS